



ELKRIDGE



DSI
RV DEALER
SATISFACTION INDEX
AWARD WINNER

A Level Above the Rest...

Visit HEARTLAND on:



Experience ElkRidge and Experience
Luxurious Living.



KING
BED

HEARTLAND KNOWS RVing



34TSRE
(Shown in Bordeaux)

FAMILIES

that own **ElkRidges** spend **30% more time on the road.** Adjust your life accordingly.

ElkRidge luxury 5th wheels by Heartland offer the ultimate in leisure living. They provide style and grace to recreational living. Our Amish-crafted cabinetry with solid surface countertops provide a residential look and feel. Creative and imaginative attention has been given to every detail to satisfy the most discerning customer.



34 QSRL



RESIDENTIAL Living, Spacious interiors and workspace.

Choose ElkRidge for sleek elegance and comfort. Living space features oversized recliners, a large work desk area (select

models), built-in entertainment center with standard 32" LCD flat screen TV, full sound system with speakers in the living room, bedroom, and exterior, and enormous windows for a great view of your surroundings. ElkRidge is luxurious and functional.



34 QSRL



FAMILIES that
own **ElkRidges** have
80% more fun.
Adjust your life accordingly.



Heartland has listened to customers and responded with ElkRidge. Our recreational homes combine the charm of easy living with the luxury of sophisticated style. ElkRidge provides everything necessary for comfortable vacation living. Our models feature gigantic storage and counter space, deep stainless steel sinks, and

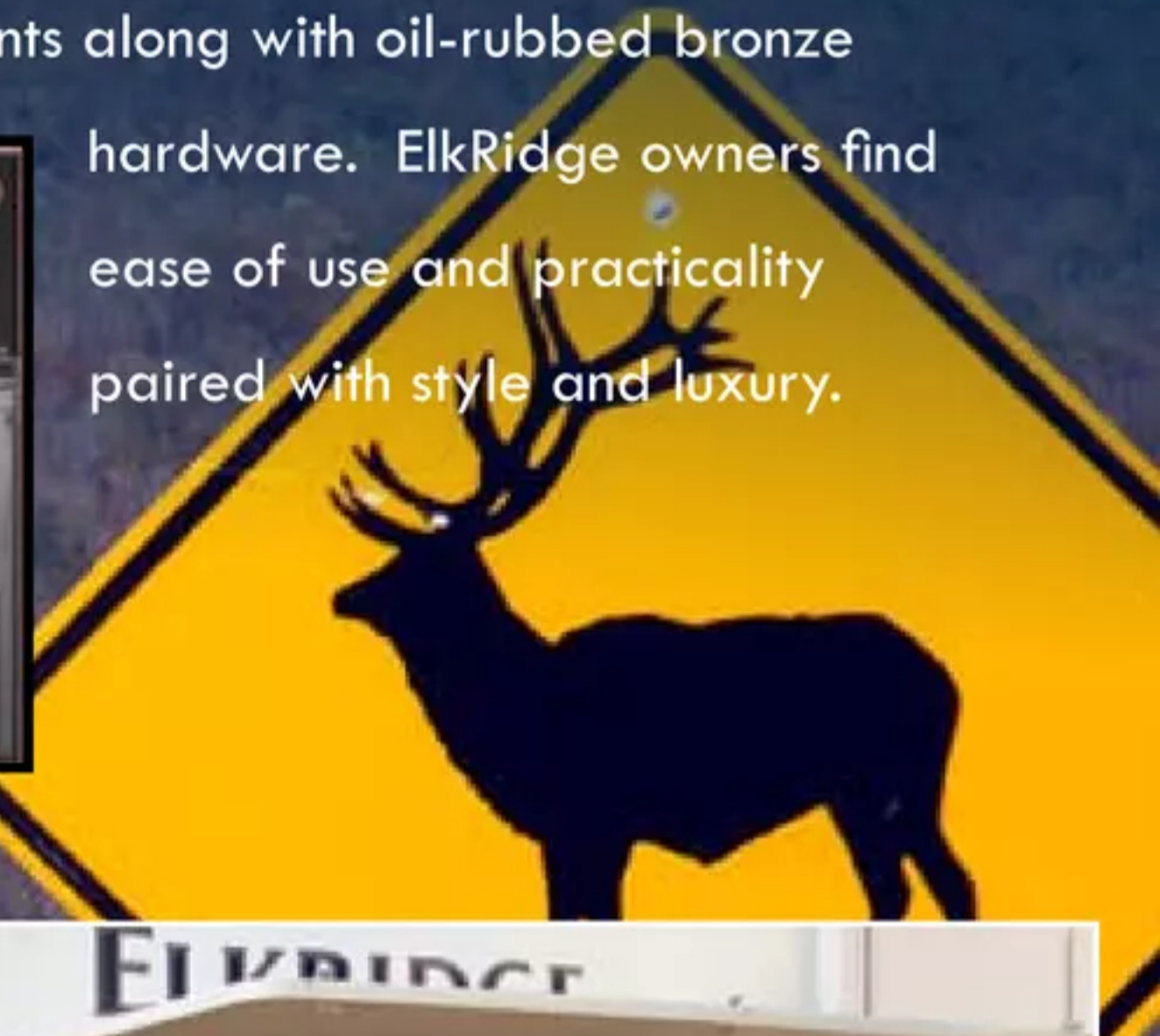
so much more! The exciting new open concept design features a huge living area with rich cherry decor and sectional sofa / dinette often found in high end luxury products. ElkRidge provides interior decor with a contemporary touch and a spacious feel.



KITCHEN CHEF'S DELIGHT

For the chef in the family ElkRidge comes fully equipped with appliances, countertop workspace, and storage to prepare meals for a small army.

ElkRidge kitchens boast Amish-crafted hardwood cabinet doors and drawer fronts along with oil-rubbed bronze hardware. ElkRidge owners find ease of use and practicality paired with style and luxury.



34 TSRE



Optional Salon Style Sofa



Standard Dinette



ROOMY Master Bedroom



ElkRidge luxury 5th wheel bedrooms feature maximum comfort and spaciousness. Notice the custom headboard, two windows for maximum ventilation, and even multiple shelves for easy access while in bed. Raise the bed to reveal even more storage. Lift struts will hold the bed in place. Multi-directional reading lights illuminate your bed area. Other bedroom features include a full-width front wardrobe with overhead shelf, a large dresser with lots of storage space, an overhead shelf with room for a flat screen TV and cable hook ups, and a huge picture window. Most ElkRidges are designed to accommodate a washer and dryer.



**KING
BED**





37 ULTIMATE

BUNK ROOMS FAMILY & FRIENDS

Additional living and bedroom space has been designed and engineered for beauty, style and usability. Superior planning has allowed ElkRidge to maximize space. It offers bunk designs perfect for couples, families, and anyone interested in accommodating extra guests. Solid doors separate all additional living areas.



37 ULTIMATE

FAMILY ZONE FUN - SLEEP - PLAY



36 QBCK



36 QBCK



FEATURES

Yet another ElkRidge smart design - the air-mattress hide-a-bed sofa offers the ultimate in comfort, as well as a deep drawer that is perfect for storing throw blankets and other items.

 **Bluetooth®**



Control the stereo from your Bluetooth enabled smart phone, stream music from your smart phone and even place or receive calls through the Wireless Link system.

The standard HD LCD television comes with its own swing arm to give you the best view possible. Located nearby, you will find your Wireless Link Technology enabled stereo featuring AM/FM/CD/DVD/MP3 player and multiple-zone speaker controls. Speakers are located in the living room, bedroom, and outside in your camping area.



Extra strong drawer guides allow us to offer larger drawers which extend past the cabinet face for maximum use.

SOLID SURFACE Counter Tops increase the usability, beauty and value of our coaches. The advanced blend of natural materials and pure, acrylic polymer is formed over a strong plywood base, providing design versatility and long-term performance to our customers. Solid surface is both durable and RENEWABLE. RENEWABLE means it is the same consistency through and through and if scratched or chipped, can be easily repaired so that it looks like new!



WIRELESS CONVENIENCE



Rear Stabilizer
(If Equipped)

Remotely Operate the Front Landing Gear, Rear Stabilizer, Awning, Slide Outs and Exterior Lights with the push of a button



Magnetic Hold-back



EASY CLOSE SLAM LATCH
HEARTLAND ADVANTAGE



UNIVERSAL DOCKING CENTER
HEARTLAND ADVANTAGE

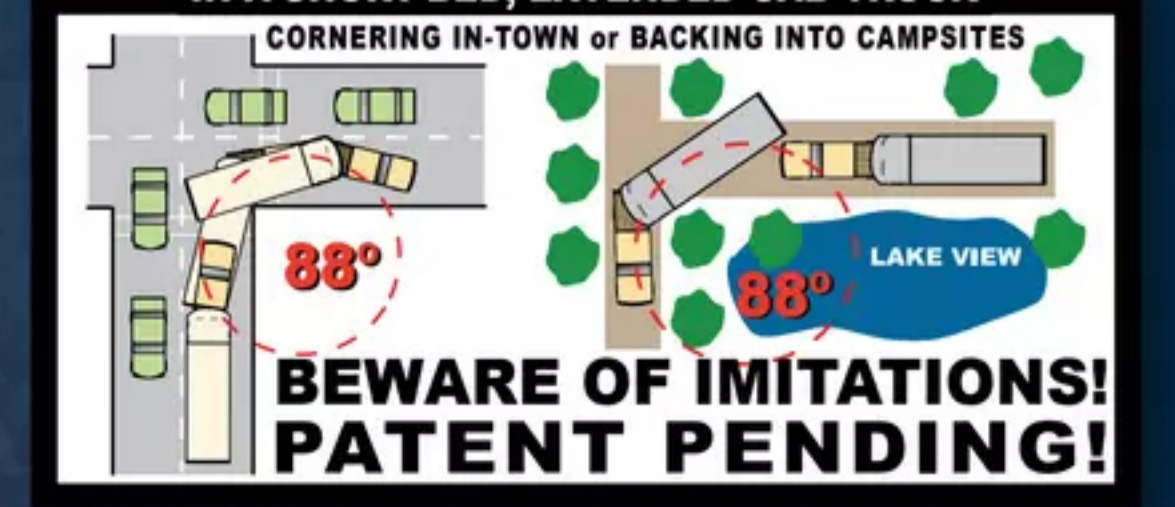


TAILGATE COMPATIBILITY
HEARTLAND ADVANTAGE



88°
NOTHING TURNS LIKE THE ORIGINAL
ACHIEVE 88° TURNING!


IN A SHORT-BED, EXTENDED CAB TRUCK



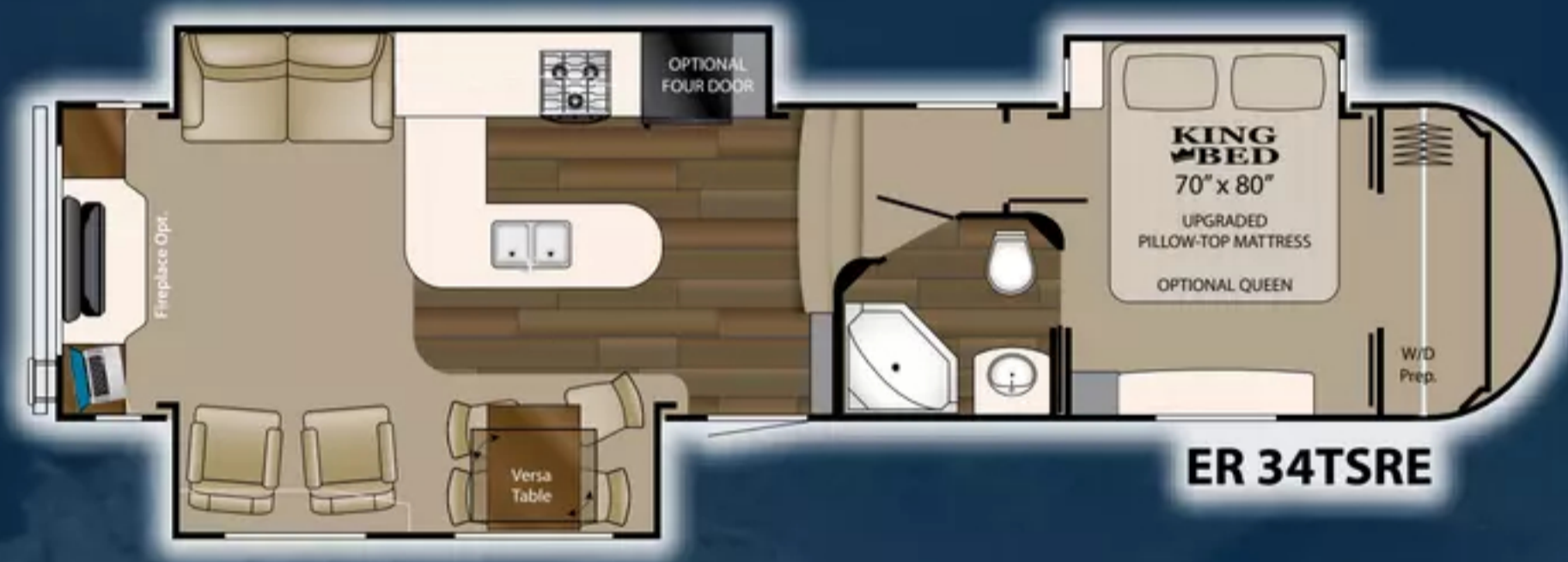
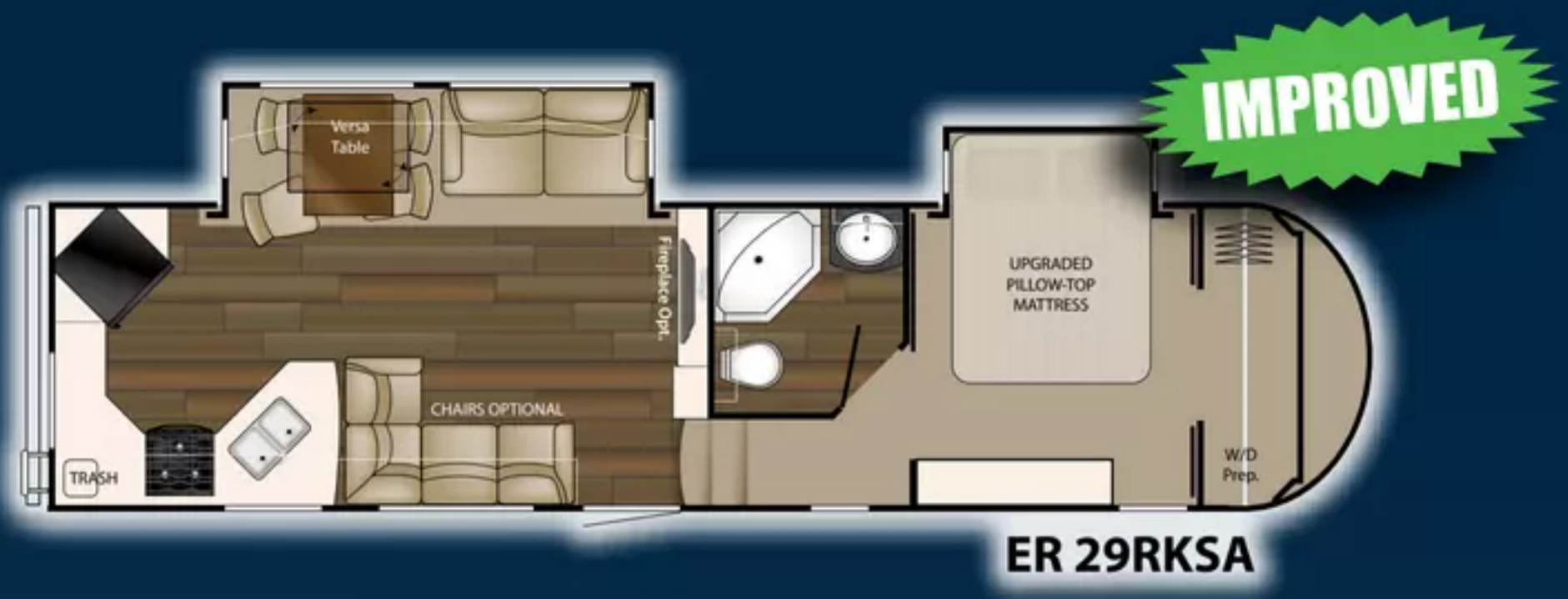
BEWARE OF IMITATIONS! PATENT PENDING!

STRENGTH:

① Fiberglass that is laminated to a ② 1/8" luan board. We then laminate a second layer of ③ 1/8" luan, which acts as a vapor barrier, ensures the walls are straight and smooth, and helps eliminate thermal transfer. The luan sheets are staggered during this process for added strength, durability and a smoother finish. ④ Double welded aluminum structure and block foam insulation. Finishing with ⑤ 1/8" luan covered with ⑥ decorative wall vinyl



Perfect for Short-Bed, Extended-Cab Trucks



Evening Star

Spellbound*

Perennial

Flooring

ElkRidge ElkRidge Express

MODEL	29 RKSA	32TSRE	34 TSRE	34 QSRL	36 FLPS	36 QBCK	37 ULTIMATE
LENGTH	34' 3"	36' 11"	37' 11"	37' 1"	39' 2"	40' 9"	41' 7"
DRY	9,664	10,502	11,200	11,070	11,905	11,985	12,336
HITCH	2,075	2,075	2,405	2,348	2,270	2,190	2,070
HEIGHT	12' 9"	12' 11"	12' 11"	12' 9"	12' 11"	12' 11"	12' 9"
AWNING	20'	14'	16'	16'	17'	18'	21'
TANKS	57 ^F 80 ^G 40 ^B	57 ^F 80 ^G 40 ^B	57 ^F 80 ^G 40 ^B	57 ^F 80 ^G 40 ^B	57 ^F 80 ^G 40 ^B	57 ^F 80 ^G 40 ^B	57 ^F 120 ^G 80 ^B



Note: Overall Length defined as tow point (Ball coupler for travel trailers / King pin for 5th wheel trailers) to rear bumper. It does not include the rear ladder. Add 9" w/ Extended Pin Box

HIGHER STANDARDS...

Remote Control System:

- Wireless remote control system with key fob
- Remote controls slide rooms individually, electric awning, electric front and rear jacks, and exterior scare light.

Pinnacle Travel Features

- Patent Pending 88 Degree Turning Radius Front Cap
- Equa-Flex Suspension from Trail Air
- Aluminum 16" Rims
- UDC Convenience Center
- Rear Ladder
- Oversize External slam style Cargo Doors with magnetic holdbacks
- Enormous External Storage Areas
- Twin 30# LP Bottles
- Black Tank Flush
- Large Entry Assist Grab Handle
- Porch Light
- External Awning Light Outlet with switch inside
- Doorside Cable / TV Jack w/Outlet
- Black Rimmed 80% Tinted Safety Glass Windows
- Upgraded Exterior ARLON® Graphics
- Spare Tire and Carrier
- Hitch Light
- Power Front Jacks
- Rear Jacks
- Extended Hitch Pin
- Hitch Cover

ElkRidge Comfort living Features

- Washer / Dryer prep
- Prep for 2nd A/C
- Ceiling fan
- Full Extension roller bearing drawer guides
- Microwave oven
- Night shades
- Oversize cabinets
- Porcelain Commode with foot flush
- Oversize coat closet with sealed controls
- Main entrance light switch near entrance
- Large / deep pantries
- Glass Shower surround

- Oversize front walk in closet
- Front shoe storage
- Standard recliner gliders (most models)
- 12V recessed lighting
- Euro style, spring loaded, hidden cabinet hinges
- 15,000 btu air conditioner (ducted)
- Everpedic pillowtop mattress
- 22" oven IPO small oven
- ABS hitch cover
- 6 panel refer doors

Entertain in Style Features

- Bordeaux interior cabinets
- Stainless steel appliances
- Upgraded wall board
- Hi-Macs Kitchen countertop
- Improved dinette lighting
- ALL NEW Versa-Table dinette with 4 chairs
- Oversize 40" or 32" HD LCD TV
- DVD Player, FM/AM/CD Player, USB, Bluetooth
- Living Room Speakers
- Bedroom Speakers / Outside Speakers
- Exterior TV / Cable Jack
- Desk (select models)

Bedroom

- Bedroom Slideout w/Underbed Storage
- Large Dresser w/ Drawers
- 6'-4" Bedroom Ceiling Height
- Reading Lights over Bed

Wall Construction

- Laminated Fiberglass Sidewalls
- Double-Welded Aircraft Quality Aluminum Structure
- Double Layered, double luan Six layer Sidewall

Exterior Features

- Dark Tinted Safety Glass Windows with UV Inhibitor
- Exterior Speakers
- 12V Sound System
- Light at Entry Step w/ Switch at Floor

Roof Construction

- 5" Attic Trusses for Extra Strength
- Seamless EPDM Rubber Roof
- Moisture Ventilation Caps

Frame & Landing gear

- Front Electric Landing Jacks
- Spring Loaded Snap Pins
- Heavy Duty Rear Stabilizer Jacks

Tire / Axles / Suspension

- Trail-Air™ Equa-Flex Suspension
- 2 x 12" Brakes on Each Exle
- E-rated 16" tires with leaf springs

Underbelly

- Seamless Corrugated Heated and Enclosed Underbelly
- Flexfoil Insulation (R-14)

Power

- 65 AMP/12V DC Power Converter
- 50 Amp Detachable Marine Cord
- 110V Exterior Electrical Receptacles

Heating

- Seamless In-Floor Heat Duct
- Heated Bathroom

Cooling

- 15,000 BTU Air Conditioner
- Air Conditioned Bathroom
- Second A/C Prep in Bedroom (most models)

Main Slide Room

- 6'-5" Ceiling Height
- Double Squeegee Seals w/One-Piece Weather-proof Floor Pan.
- 12V Lights w/Wall Switches
- Electric 12V Slide Switch

Living Room

- Decorative Glass Inserts in Overheads
- 110V Ceiling Fan with Light Kit
- Night Shades Throughout

For Your Protection & Safety

- Smoke Detectors on Ceiling
- Fire Extinguisher by Entry Door
- LP Gas & CO2 Detectors inside Unit
- Exterior Security Flood Lights
- Break Away Switch
- Deadbolt Lock on Entrance Door
- 120V GFI Protected Outlets
- Fire Escape Windows
- All Safety Glass Windows
- 12V Hitch Light

Kitchen

- Solid surface countertop with bullnose edge
- 8 Cu.Ft Dometic™ Refrigerator
- Room for Large Trash Can (most models)
- Residential Size Stainless Steel under mounted Sink
- Deep Residential Size Drawers

Bath Area

- Large Medicine Cabinet
- Vanity Light Bar and Wall Mirrors
- Power Roof Vent
- Dual 12V Lights with Soft Lighting Lenses
- Porcelain Commode w/Foot Flush
- Storage Shelf
- Heat Duct AND Air Conditioning Duct (most models)
- 110V Outlet for Night Light

ELKRIDGE Optional equipment:

EXTERIOR OPTIONS

- High gloss exterior fiberglass sidewall
- Electric Awning
- Electric Rear Stabilizer Jacks
- Exterior Grill with bumper mount (LP prep std)
- Exterior Paint package
- 50AMP manual crank power cord reel
- Correct Track alignment system (REQ)
- Toyloc

INTERIOR UPGRADES

- Countertop Extention (n/a 34QSRL / 34TSRE)
- Booth Dinette IPO Free Standing
- Recliners IPO Sofa in Model 29RKSA
- Sleeper sofa in place of rear bunk (36QBCK/37ULTA)
- Salon Style sofa IPO freestanding and sleeper sofa (36QBCK/37ULTA)
- Queen bed IPO King (32TSRE, 34TSRE, 37ULTA)
- 4 door 12.7 cubic foot refer with Expanded freezer space IPO icemaker (32TSRE, 34TSRE, 37ULTA)
- Electrolux rechargeable Vac

HEATING & COOLING UPGRADES

- Electric Fireplace
- 2nd A/C (Wire and Prep Std)
- Dual Pane Windows



FIFTH WHEEL AT A TRAVEL TRAILER PRICE

Model E27

ElkRidge Express offers the INDUSTRY's first, low cost 5th wheel. The Express is priced like a travel trailer with the features of a 5th wheel. Express offers taller ceilings, easier tow-ability, and faster hook-ups. Explore roomy bathrooms with vaulted ceilings and functional space. Relax in well-designed living areas and dinettes.

ElkRidge Express engineers have taken special care to utilize every space for storage without sacrificing the luxuries of recreational living. ElkRidge Express designers have spent extra time planning the sleeping area that provides offset beds with more floor space for dressing as well as flip down headboards for added storage.



ELKRIDGE *Express*

BY HEARTLAND




Model E27



Model E25



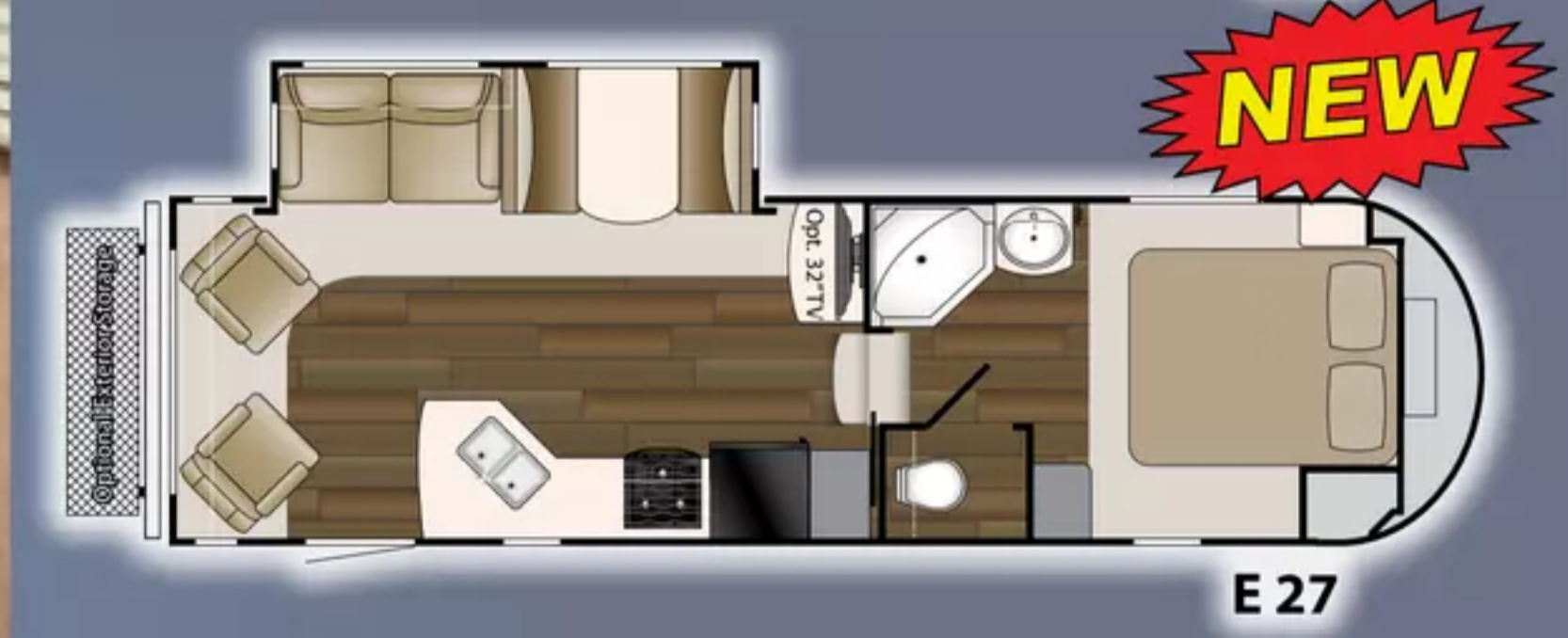
Model E27



Model E22

AFFORDABLE FORM AND FUNCTION

Look carefully at the solid wood cabinets hinged on Euro-styled hidden hinges, brushed nickel bronze hardware, glazed to optimum finish. Notice the full extension drawers on roller bearing drawer glides.



EXPRESS Features

- Bordeaux Interior cabinets
- Redesigned profile
- **Diamond Guard front protector & Enclosed gooseneck**
- 13,500 BTU A/C
- Spare Tire / Bumper Mount / Tire Cover
- Twin 30# LP Tanks
- Window Blinds
- Max Comfort Style Bedroom w/ Bedspread
- Forest Oak Beauflor®
- Bedroom w/Dressing Area / Full Wardrobe
- Outside Shower
- Exterior Speakers
- AM/FM Stereo w/CD
- Power Front Jacks
- Rear Stabilizer Jacks
- Large 6' cu. ft. Refrigerator
- Gas Oven w/Range & Range Cover
- Microwave
- TV Antenna w/Signal Booster
- Large Grab Handle
- Awning
- Wall Border
- Hidden Hinges
- Oil Rubbed Bronze Hardware
- Multi View TV Center (some models)
- Water Heater Bypass Kit

Express PLUS PLUS package:

- Gel Coated Molded Fiberglass front cap
- 88 degree turning radius

MODEL	E 22	E 26	E 27	E 28	E 29	E 30
LENGTH	25' 10"	28' 4"	29' 11"	30' 11"	29' 8"	33' 9"
DRY	7,205	7,580	7,500	7,835	7,990	9,250
HITCH	1,340	1,585	1,400	1,325	1,250	1,700
HEIGHT	11' 10"	11' 10"	11' 10"	11' 10"	11' 10"	11' 10"
AWNING	14'	15'	20'	15'	15'	15'
TANKS	47 ^F 35 [°] 35 ^B	47 ^F 70 [°] 35 ^B	47 ^F 70 [°] 35 ^B	47 ^F 70 [°] 35 ^B	47 ^F 70 [°] 35 ^B	47 ^F 70 [°] 35 ^B

- Options:**
- Aluminum Rims
 - Electric Awning
 - Exterior Storage
 - Toyloc
 - Enclosed underbelly
 - Correct Track alignment system (REQ)
 - HDTV with DVD player
 - 15,000 btu A/C upgrade



NOTHING TURNS LIKE THE ORIGINAL
88°
 ACHIEVE 88° TURNING!
 IN A SHORT-BED, EXTENDED CAB TRUCK

CORNERING IN-TOWN or BACKING INTO CAMPSITES

**BEWARE OF IMITATIONS!
 PATENT PENDING!**

OUTSIDE STORAGE



Perfect for Short-Bed,
 Extended-Cab Trucks



LOADED WITH FEATURES

ElkRidge Express exteriors display the finest blend of value and functionality. Exterior storage, enclosed gooseneck, diamond plated front, and standard rear ladders mix to give ElkRidge Express the best value on the market. ElkRidge Express is money well spent!



Heartland Recreational Vehicles
1001 All-Pro Drive • Elkhart, IN 46514 • 574-262-5992

Community. Convenience. Close-to-home.

Where you purchase your recreational vehicle is ultimately your decision but Heartland urges you to consider buying at your local dealer. Dealers are part of your community, providing jobs and contributing to your local economy. These dealers are under obligation to provide warranty service for products they sell, but are not legally required to service products purchased from other dealers. At some point, you may need to return to the dealer you buy from - why not stay close to home? After all, home is where your Heartland is!

BENEFITS OF PURCHASING YOUR RV LOCALLY:

- You enjoy valuable relationship building with Dealer Representatives, close to your home, who will explain the features and benefits of the product.
- You receive a full product orientation prior to delivery, which includes hands-on directions for many of the coach's systems and functions. You are also introduced to the Dealership's Service/Parts/Warranty personnel who are at the ready to help you with any issues you may encounter, now and in the future.
- You enjoy customer PRIORITY. Dealerships generally service their purchasing customers first - others may experience long delays and miss opportunities to use their RV. What is it worth for you to have a dealership's full attention and motivation to satisfy you when you need service - in a timely manner?
- Valuable TAX dollars and jobs stay in YOUR community which pays for your roads, schools, police and fire departments.

DON'T UNDERESTIMATE CUSTOMER SERVICE AND PERSONAL CARE!

For Canadian Residents: If you purchase an RV out-of-country, there are additional fees, taxes and inspections that must be met before bringing your product home. Your local Canadian dealers are experts in these provisions.

Visit HEARTLAND on:



Your Authorized Heartland Dealer:

HEARTLAND PROUDLY PARTNERS WITH THE HIGHEST QUALITY VENDORS in manufacturing our recreational vehicles:



www.HEARTLANDRVs.com



Experience:

- Product Walk-Through Videos
- Side By Side Comparisons
- Feature Videos • Photo Galleries
- Virtual 360° Tours
- Detailed Floor Plans
- News • Testimonials
- Dealer Locator • Owners Club
- Customer Service • Service Locator
- and More at our Informative Web Site



ELK RIDGE BY HEARTLAND



VENDOR DIRECT 800#	
CALL DIRECT FOR DIRECT RESULTS! TOLL FREE & WARRANTY PHONE NUMBERS!	
LIPPERT 1-866-624-7821	SUBURBAN 1-423-775-2131
DEXTER AXLE 1-574-295-7888	SWAN 1-800-228-7926
DOMETIC 1-800-544-4881	B & B 1-574-259-7838
NORCO 1-800-347-2232	FLAIR 1-574-534-2163
SHUR-FLOW 1-800-854-3218	SEAT TECH 1-866-524-7821
THETFORD 1-800-543-1219	ONAN 1-800-588-6626
KIB 1-800-250-7051	DIMPLEX 1-800-688-6683
TREDIT TIRE 1-866-443-8997	HAUER 1-877-461-4788
A.S.A. 1-800-688-3135	CAREFREE 1-800-822-3230
PROGRESSIVE 1-269-781-4241	DEKA 1-800-439-6894
CHENG 1-877-294-8997	WHIRLPOOL/MAYTAG 1-800-545-9086
ATWOOD 1-866-868-3118	NORCOLD 1-800-543-1219

Call Direct, Fast Results! 800# LABEL IN EVERY HEARTLAND

We provide a convenient sticker in each coach listing the warranty phone numbers of our most common vendor partners so that if you choose to, you may work directly with them to more quickly resolve issues or obtain replacement items.



HEARTLAND CUSTOMER SERVICE WE'VE GOT YOUR BACK!

Over 40 men and women located in a dedicated facility servicing our customers every day. With a dealer network of over 400 locations across the U.S. and Canada, you're never far from an authorized Heartland dealer.

Product information is as accurate as possible as of the date of publication of this brochure. Due to Heartlands commitment to continuous product improvement - floorplans, materials, components, features, specifications, options, etc. are subject to change without notice or obligation to Heartland Recreational Vehicles. Product information and specifications apply to coaches beginning with serial number 262555
Tow Vehicle Caution: Owners of Heartland recreational vehicles are solely responsible for the selection and proper use of tow vehicles. All customers should consult with a motor vehicle manufacturer or their dealer concerning the purchase and use of suitable tow vehicles for Heartland products. Heartland disclaims any liability or damages suffered as a result of the selection, operation, use or misuse of a tow vehicle. Heartland's limited warranty does not cover damage to the recreational vehicle or the tow vehicle as a result of the selection of the tow vehicle.
 See your nearest Heartland dealer to review a current model.