

# TRAIL RUNNER

BY HEARTLAND



*Discover New Trails*



# TRAIL RUNNER

BY HEARTLAND



*Discover New Trails*



# TRAIL RUNNER

BY HEARTLAND



# TRAIL RUNNER

BY HEARTLAND





Trail Runner Model 325ODK

# At the end of the trail... Paradise Awaits



Enjoy your own little piece of paradise with your new Trail Runner by Heartland. Trail Runner is loaded with features that help make your RV experience a memorable one. Our spacious living areas are enhanced with deep slide-outs creating the perfect room for entertaining family and friends. Relax while enjoying the spectacular views through oversized picture windows that virtually surround

you with light and views of the beautiful outdoors. Kick back and watch your favorite movies, sports or news on the built in entertainment center. Snuggle in with a great book on the couch or challenge a family member to a heated game of cards at the dinette table. Trail Runner offers you the extra living room you need at a price that truly lets you enjoy your vacation.



Trail Runner Model 29MSB



Trail Runner Model 325ODK





Trail Runner Model 325ODK

# At the end of the trail... Paradise Awaits



Enjoy your own little piece of paradise with your new Trail Runner by Heartland. Trail Runner is loaded with features that help make your RV experience a memorable one. Our spacious living areas are enhanced with deep slide-outs creating the perfect room for entertaining family and friends. Relax while enjoying the spectacular views through oversized picture windows that virtually surround

you with light and views of the beautiful outdoors. Kick back and watch your favorite movies, sports or news on the built in entertainment center. Snuggle in with a great book on the couch or challenge a family member to a heated game of cards at the dinette table. Trail Runner offers you the extra living room you need at a price that truly lets you enjoy your vacation.



Trail Runner Model 29MSB



Trail Runner Model 325ODK



# OUTSTANDING KITCHEN AREAS



## OUTSTANDING KITCHEN AREAS

Meal preparation is a pleasure in a TRAIL RUNNER kitchen outfitted with a recessed three burner range with a flush glass top for extra prep space. TRAIL RUNNER also comes with an oven, microwave, large double door refrigerator, residential double sink and plenty of cabinet and pantry space for all the fixens.



**STEEL BALL BEARING DRAWER GUIDES**  
TRAIL RUNNER leads the way with full extension, extra strong drawer guides allowing for larger drawers which extend past the cabinet face for maximum usage.

## REMOVABLE SHELVING

Need room for tall gear or large items, No problem! TRAIL RUNNER offers flexible storage to fit your needs.



U-Shape Dinette

## Dinette Seating Configurations.

Trail Runner is equipped with either a traditional dinette booth and table that seats four

or the U-shaped Mega Dinette that comfortably seats you and five other guests. With sturdy built in table legs, Trail Runner's dinettes are sure to accommodate anyone.



Traditional Dinette

# OUTSTANDING KITCHEN AREAS



## OUTSTANDING KITCHEN AREAS

Meal preparation is a pleasure in a TRAIL RUNNER kitchen outfitted with a recessed three burner range with a flush glass top for extra prep space. TRAIL RUNNER also comes with an oven, microwave, large double door refrigerator, residential double sink and plenty of cabinet and pantry space for all the fixens.



**STEEL BALL BEARING DRAWER GUIDES**  
TRAIL RUNNER leads the way with full extension, extra strong drawer guides allowing for larger drawers which extend past the cabinet face for maximum usage.



## REMOVABLE SHELVING

Need room for tall gear or large items, No problem! TRAIL RUNNER offers flexible storage to fit your needs.



U-Shape Dinette

## Dinette Seating Configurations.

Trail Runner is equipped with either a traditional dinette booth and table that seats four

or the U-shaped Mega Dinette that comfortably seats you and five other guests. With sturdy built in table legs, Trail Runner's dinettes are sure to accommodate anyone.



Traditional Dinette

# TRAIL RUNNER

BY HEARTLAND



Trail Runner Model 29MSB

# TRAIL RUNNER

BY HEARTLAND



Trail Runner Model 29MSB

# ROOMY BEDROOMS. STORAGE GALORE.



ROOMY BEDROOMS and STORAGE GALORE  
Large beds and room to get around them make TRAIL RUNNER bedrooms comfortable and very livable. Nightstands, wardrobes, overhead cabinets and underbed compartment provides you with plenty of storage. Our wood pocket door enclosures provide privacy for master bedrooms and bunk rooms.



Trail Runner Model 325ODK



Sliding Pocket Privacy Door



# ROOMY BEDROOMS. STORAGE GALORE.



ROOMY BEDROOMS and STORAGE GALORE  
Large beds and room to get around them make TRAIL RUNNER bedrooms comfortable and very livable. Nightstands, wardrobes, overhead cabinets and underbed compartment provides you with plenty of storage. Our wood pocket door enclosures provide privacy for master bedrooms and bunk rooms.



Trail Runner Model 325ODK



Sliding Pocket Privacy Door



# FUNCTIONAL VERSATILITY

TrailRunner offers floorplans with bunk options to provide private sleeping quarters for friends and family. Bunk

floorplans are also offered in different configurations to conform to your specific wants and needs.



Trail Runner Model 29MSB

Model 29MSB



Porcelain stool with foot flush offers easy maintenance and a durable finish for years of reliable service and great looks

# FUNCTIONAL VERSATILITY

TrailRunner offers floorplans with bunk options to provide private sleeping quarters for friends and family. Bunk

floorplans are also offered in different configurations to conform to your specific wants and needs.



Trail Runner Model 29MSB

Model 29MSB



Porcelain stool with foot flush offers easy maintenance and a durable finish for years of reliable service and great looks

# TRAIL RUNNER

BY HEARTLAND



**TR 25 RL**  
 Length: 29' 6"    Dry: 6,151  
 Height: 11' 2"    Hitch: 642    Tanks: 42<sup>F</sup> 35<sup>G</sup> 35<sup>B</sup>



**TR 272 RBS**  
 Length: 30' 9"    Dry: 6,215  
 Height: 11' 2"    Hitch: 626    Tanks: 42<sup>F</sup> 35<sup>G</sup> 35<sup>B</sup>



**TR 27 FQBS**  
 Length: 30' 7"    Dry: 6,081  
 Height: 11' 2"    Hitch: 725    Tanks: 42<sup>F</sup> 35<sup>G</sup> 35<sup>B</sup>



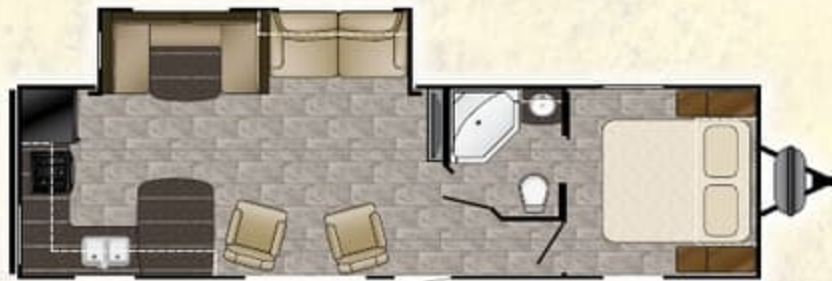
**TR 285 ODK**  
 Length: 34' 4"    Dry: 6,812  
 Height: 11' 2"    Hitch: 654    Tanks: 42<sup>F</sup> 35<sup>G</sup> 35<sup>B</sup>



**TR 27 ODK**  
 Length: 30' 10"    Dry: 6,424  
 Height: 11' 2"    Hitch: 668    Tanks: 42<sup>F</sup> 35<sup>G</sup> 35<sup>B</sup>



**TR 29 MSB**  
 Length: 34' 1"    Dry: 6,998  
 Height: 11' 2"    Hitch: 770    Tanks: 42<sup>F</sup> 35<sup>G</sup> 35<sup>B</sup>



**TR 27 RKS**  
 Length: 33' 5"    Dry: 6,442  
 Height: 11' 2"    Hitch: 500    Tanks: 42<sup>F</sup> 70<sup>G</sup> 35<sup>B</sup>



**TR 30 ODK**  
 Length: 33' 11"    Dry: 7,105  
 Height: 11' 2"    Hitch: 725    Tanks: 42<sup>F</sup> 35<sup>G</sup> 35<sup>B</sup>

# TRAIL RUNNER

BY HEARTLAND



Length: 29' 6" Dry: 6,151  
Height: 11' 2" Hitch: 642 Tanks: 42<sup>F</sup> 35<sup>G</sup> 35<sup>B</sup>

TR 25 RL



Length: 30' 9" Dry: 6,215  
Height: 11' 2" Hitch: 626 Tanks: 42<sup>F</sup> 35<sup>G</sup> 35<sup>B</sup>

TR 272 RBS



Length: 30' 7" Dry: 6,081  
Height: 11' 2" Hitch: 725 Tanks: 42<sup>F</sup> 35<sup>G</sup> 35<sup>B</sup>

TR 27 FQBS



Length: 34' 4" Dry: 6,812  
Height: 11' 2" Hitch: 654 Tanks: 42<sup>F</sup> 35<sup>G</sup> 35<sup>B</sup>

TR 285 ODK



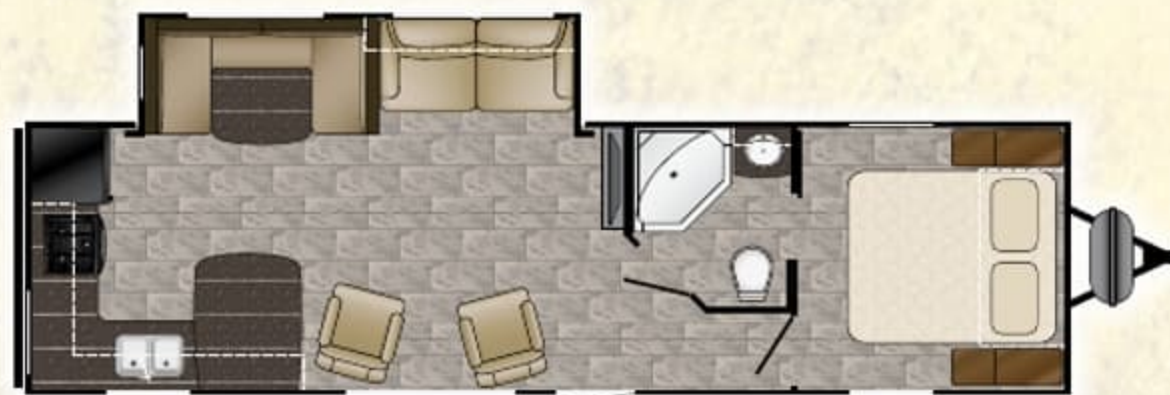
Length: 30' 10" Dry: 6,424  
Height: 11' 2" Hitch: 668 Tanks: 42<sup>F</sup> 35<sup>G</sup> 35<sup>B</sup>

TR 27 ODK



Length: 34' 1" Dry: 6,998  
Height: 11' 2" Hitch: 770 Tanks: 42<sup>F</sup> 35<sup>G</sup> 35<sup>B</sup>

TR 29 MSB



Length: 33' 5" Dry: 6,442  
Height: 11' 2" Hitch: 500 Tanks: 42<sup>F</sup> 70<sup>G</sup> 35<sup>B</sup>

TR 27 RKS



Length: 33' 11" Dry: 7,105  
Height: 11' 2" Hitch: 725 Tanks: 42<sup>F</sup> 35<sup>G</sup> 35<sup>B</sup>

TR 30 ODK



**TR 30 USBH**

Length: 33' 11"    Dry: 6,605  
 Height: 11' 2"    Hitch: 875    Tanks: 42<sup>F</sup> 35<sup>G</sup> 35<sup>B</sup>



**TR 26TH**

Length: 30' 8"    Dry: 5,277  
 Height: 11' 2"    Hitch: 788    Tanks: 42<sup>F</sup> 35<sup>G</sup> 35<sup>B</sup>



**TR 325 ODK**

Length: 36' 4"    Dry: 7,724  
 Height: 11' 4"    Hitch: 940    Tanks: 42<sup>F</sup> 51<sup>G</sup> 35<sup>B</sup>



**TR 28TH**

Length: 33' 4"    Dry: 6,777  
 Height: 11' 2"    Hitch: 1,274    Tanks: 42<sup>F</sup> 35<sup>G</sup> 35<sup>B</sup>



**TR 33 IKBS**

Length: 36' 10"    Dry: 8,148  
 Height: 11' 4"    Hitch: 684    Tanks: 42<sup>F</sup> 35<sup>G</sup> 35<sup>B</sup>




**BEST-IN-CLASS  
 FLOORPLANS**





**TR 30 USBH**

Length: 33' 11"    Dry: 6,605  
 Height: 11' 2"    Hitch: 875    Tanks: 42<sup>F</sup> 35<sup>G</sup> 35<sup>B</sup>



**TR 26TH**

Length: 30' 8"    Dry: 5,277  
 Height: 11' 2"    Hitch: 788    Tanks: 42<sup>F</sup> 35<sup>G</sup> 35<sup>B</sup>



**TR 325 ODK**

Length: 36' 4"    Dry: 7,724  
 Height: 11' 4"    Hitch: 940    Tanks: 42<sup>F</sup> 51<sup>G</sup> 35<sup>B</sup>



**TR 28TH**

Length: 33' 4"    Dry: 6,777  
 Height: 11' 2"    Hitch: 1,274    Tanks: 42<sup>F</sup> 35<sup>G</sup> 35<sup>B</sup>



**TR 33 IKBS**

Length: 36' 10"    Dry: 8,148  
 Height: 11' 4"    Hitch: 684    Tanks: 42<sup>F</sup> 35<sup>G</sup> 35<sup>B</sup>



**BEST-IN-CLASS  
 FLOORPLANS**



# TRAIL RUNNER

BY HEARTLAND

## PRACTICAL SMART DESIGN

### BUILT TO LAST.

Using time tested construction methods and top grade materials, Trail Runner is built to last. Heavy duty steel frames, full walk on roofs and everything in between insures that you will enjoy years of camping while making lasting memories.



Trail Runner maximizes available space for storage....



The H-ducted A/C distributes the cool air evenly throughout the travel trailer.



Trail Runner comes with a Bluetooth multi-media entertainment unit with AM/FM CD/DVD player and storage.



Deep 50/50 double bowl stainless steel sink with a pull-out faucet.



Outdoor kitchens are available on select models and feature a mini refrigerator, sink, counter space and storage for all your patio dining needs.

# TRAIL RUNNER

BY HEARTLAND

## PRACTICAL SMART DESIGN

### BUILT TO LAST.

Using time tested construction methods and top grade materials, Trail Runner is built to last. Heavy duty steel frames, full walk on roofs and everything in between insures that you will enjoy years of camping while making lasting memories.



Trail Runner maximizes available space for storage....



The H-ducted A/C distributes the cool air evenly throughout the travel trailer.



Trail Runner comes with a Bluetooth multi-media entertainment unit with AM/FM CD/DVD player and storage.



Deep 50/50 double bowl stainless steel sink with a pull-out faucet.



Outdoor kitchens are available on select models and feature a mini refrigerator, sink, counter space and storage for all your patio dining needs.



Outside Shower with hot and cold water.



The optional bumper pull-out bike rack is great for bikes, chairs, coolers and any other bulky items you wish to take along on vacation.



Thick insulated baggage doors with seamless aluminum door frame, no visible mounting screws and rubber seals protect your cargo.



E-Z Lube Axles allow you to lubricate the Axle Hub, including the rear bearings without removing the tires.



30# LP Bottles and cover with easy access to auto changeover valve.



Convenient Outside GFCI Protected and Covered Outlet.



Large Awnings Enjoy your patio area rain or shine. Power awnings with LED lights are also available as options.

Radius door corners are stronger, last longer and don't tear awnings.



Our aerodynamic radius front profile decreases wind resistance, helping to maximize gas mileage while providing better handling.

Radius entry steps give you larger step treads and fewer sharp corners



Preserving our environment is very important to HEARTLAND. We strive to reduce, reuse and recycle in every facet of the corporation. We are reducing paper waste with new electronic processing, our vendor partners reuse packaging and crating for many components and we recycle all aluminum scrap, wood cutoffs, skids, wire, cardboard and plastic containers. Heartland is doing our part to preserve the environment so you and your children's children can enjoy RVing for years to come.





Outside Shower with hot and cold water.



The optional bumper pull-out bike rack is great for bikes, chairs, coolers and any other bulky items you wish to take along on vacation.



Thick insulated baggage doors with seamless aluminum door frame, no visible mounting screws and rubber seals protect your cargo.



E-Z Lube Axles allow you to lubricate the Axle Hub, including the rear bearings without removing the tires.



30# LP Bottles and cover with easy access to auto changeover valve.



Convenient Outside GFCI Protected and Covered Outlet.



Our aerodynamic radius front profile decreases wind resistance, helping to maximize gas mileage while providing better handling.



Large Awnings Enjoy your patio area rain or shine. Power awnings with LED lights are also available as options.

Radius door corners are stronger, last longer and don't tear awnings.



Radius entry steps give you larger step treads and fewer sharp corners



Preserving our environment is very important to HEARTLAND. We strive to reduce, reuse and recycle in every facet of the corporation. We are reducing paper waste with new electronic processing, our vendor partners reuse packaging and crating for many components and we recycle all aluminum scrap, wood cutoffs, skids, wire, cardboard and plastic containers. Heartland is doing our part to preserve the environment so you and your children's children can enjoy RVing for years to come.



# HIGHER STANDARDS

## Construction Features

- Aluminum exterior skin sidewalls
- Aluminum front exterior metal
- R-7 Fiberglass insulated sidewall, roof, floor
- 5/8" Main floor decking
- Roof rafters wood tapered 4-1/2" trusses
- Aerodynamic radius front profile
- Wall studs on 16" centers
- Electric-powered slide-outs with manual override
- Deep, flush floor slide-outs
- Fully walkable roof
- 8' Exterior width
- 80" Interior ceiling height
- 2" x 3" Longitudinal floor joists
- Cambered structural steel I-beam frame

## Exterior

- Diamond plate stone guard
- Radial tires with steel rims
- Molded fender skirts
- Bumper with drain hose carrier, end caps
- Extra large entry grab handle
- Radius-cornered baggage doors
- Upgraded dexter axles with electric brakes
- Dexter E-Z lube axles
- 30# LP bottles with auto change over and easy access cover
- Tinted safety glass windows
- Radius-cornered fiberglass entrance door with screen door
- Molded rain guttering with extra long drip spouts
- Triple entrance step (N/A 26TH, 28TH)
- Two LED lit outside speakers
- Finished pass through storage
- Backup camera prep
- LP quick connect
- Under-body accent LED light strip

## Interior

- LED interior lights throughout
- LED light strip behind fascia
- Overhead cabinet over sofa in super-slides
- Pocket screwed cabinets
- U-shaped Mega dinette (select models)
- Designer light over dinette

- AM/FM/CD/DVD player with Bluetooth capability
- USB charging port
- Convertible sofas with flip down center console
- Cable TV hook-up with RG6 coax cabling
- Crank-up TV antenna with signal booster
- Fabric covered box valances
- Wood pocket sliding doors
- Chair rail in slide room

## Heat, Air, Power and Water

- Hook-up for city water
- Systems monitor panel
- 12V Demand water pump
- 13.5K BTU dual ducted central A/C
- 12V Electrical system with deluxe 110V 45-Amp power converter
- Gas/electric DSI hot water heater
- 30-Amp power cord
- 110V GFCI protected exterior receptacle
- Auto-ignition furnace with wall thermostat
- In-floor ducted heat with 30K BTU furnace
- Water system winterization kit
- Water heater bypass
- Heated and enclosed fresh water tank
- 30# LP bottles with cover

## Kitchen

- Stainless steel appliances
- Microwave oven with carousel
- High-rise pull out kitchen faucet
- Stainless steel residential-style sink (50/50)
- Flush mount 3-Burner cook top
- Range hood with light and exhaust fan
- Ball bearing drawer guides
- Large oven
- Double door refrigerator

## Bathroom

- Designer shower curtain with curved shower track
- ABS tub/shower surround
- Bathroom power vent
- Porcelain toilet with foot flush
- Medicine cabinet with mirror
- Glass door for neo-angle showers

- Skylight in bathroom
- Towel ring

## Bedroom

- Queen bed with innerspring mattress
- Bedspread
- TV hookups
- Shirt wardrobe in bedroom
- Under-bed storage with gas struts
- Overhead cabinets above bed

## Standard Safety Equipment

- Propane alarm
- Break-away switch
- Dead-bolt lock on entrance door
- Dual hitch safety chains
- Smoke alarm
- Multiple egress windows
- Fire extinguisher
- Carbon monoxide alarm

## Options

- Spare tire carrier (N/A 26TH, 28TH)
- Black tank flush
- Bunk room dinette (30USBH/30ODK only)
- AM/FM CD/DVD player (required)
- LED HDTV
- Power awning with LED lights
- Power tongue jack
- Power stabilizer jacks (two pair)
- Manual stabilizer jacks (two pair)
- Fully enclosed underbelly (required)
- Pull-out bumper extension / bike rack (N/A 26TH, 28TH, 272RBS)
- 15,000 BTU A/C in place of 13,500 A/C
- Aluminum framed laminated sidewalls
- Night shades in living room and bedroom
- Exterior shower
- Rear ladder
- Dual sleeper hide-a-bed (select models)
- 50 Amp service with second A/C (select models)
- Aluminum wheels (select models)

# HIGHER STANDARDS

## Construction Features

- Aluminum exterior skin sidewalls
- Aluminum front exterior metal
- R-7 Fiberglass insulated sidewall, roof, floor
- 5/8" Main floor decking
- Roof rafters wood tapered 4-1/2" trusses
- Aerodynamic radius front profile
- Wall studs on 16" centers
- Electric-powered slide-outs with manual override
- Deep, flush floor slide-outs
- Fully walkable roof
- 8' Exterior width
- 80" Interior ceiling height
- 2" x 3" Longitudinal floor joists
- Cambered structural steel I-beam frame

## Exterior

- Diamond plate stone guard
- Radial tires with steel rims
- Molded fender skirts
- Bumper with drain hose carrier, end caps
- Extra large entry grab handle
- Radius-cornered baggage doors
- Upgraded dexter axles with electric brakes
- Dexter E-Z lube axles
- 30# LP bottles with auto change over and easy access cover
- Tinted safety glass windows
- Radius-cornered fiberglass entrance door with screen door
- Molded rain guttering with extra long drip spouts
- Triple entrance step (N/A 26TH, 28TH)
- Two LED lit outside speakers
- Finished pass through storage
- Backup camera prep
- LP quick connect
- Under-body accent LED light strip

## Interior

- LED interior lights throughout
- LED light strip behind fascia
- Overhead cabinet over sofa in super-slides
- Pocket screwed cabinets
- U-shaped Mega dinette (select models)
- Designer light over dinette

- AM/FM/CD/DVD player with Bluetooth capability
- USB charging port
- Convertible sofas with flip down center console
- Cable TV hook-up with RG6 coax cabling
- Crank-up TV antenna with signal booster
- Fabric covered box valances
- Wood pocket sliding doors
- Chair rail in slide room

## Heat, Air, Power and Water

- Hook-up for city water
- Systems monitor panel
- 12V Demand water pump
- 13.5K BTU dual ducted central A/C
- 12V Electrical system with deluxe 110V 45-Amp power converter
- Gas/electric DSI hot water heater
- 30-Amp power cord
- 110V GFCI protected exterior receptacle
- Auto-ignition furnace with wall thermostat
- In-floor ducted heat with 30K BTU furnace
- Water system winterization kit
- Water heater bypass
- Heated and enclosed fresh water tank
- 30# LP bottles with cover

## Kitchen

- Stainless steel appliances
- Microwave oven with carousel
- High-rise pull out kitchen faucet
- Stainless steel residential-style sink (50/50)
- Flush mount 3-Burner cook top
- Range hood with light and exhaust fan
- Ball bearing drawer guides
- Large oven
- Double door refrigerator

## Bathroom

- Designer shower curtain with curved shower track
- ABS tub/shower surround
- Bathroom power vent
- Porcelain toilet with foot flush
- Medicine cabinet with mirror
- Glass door for neo-angle showers

- Skylight in bathroom
- Towel ring

## Bedroom

- Queen bed with innerspring mattress
- Bedspread
- TV hookups
- Shirt wardrobe in bedroom
- Under-bed storage with gas struts
- Overhead cabinets above bed

## Standard Safety Equipment

- Propane alarm
- Break-away switch
- Dead-bolt lock on entrance door
- Dual hitch safety chains
- Smoke alarm
- Multiple egress windows
- Fire extinguisher
- Carbon monoxide alarm

## Options

- Spare tire carrier (N/A 26TH, 28TH)
- Black tank flush
- Bunk room dinette (30USBH/30ODK only)
- AM/FM CD/DVD player (required)
- LED HDTV
- Power awning with LED lights
- Power tongue jack
- Power stabilizer jacks (two pair)
- Manual stabilizer jacks (two pair)
- Fully enclosed underbelly (required)
- Pull-out bumper extension / bike rack (N/A 26TH, 28TH, 272RBS)
- 15,000 BTU A/C in place of 13,500 A/C
- Aluminum framed laminated sidewalls
- Night shades in living room and bedroom
- Exterior shower
- Rear ladder
- Dual sleeper hide-a-bed (select models)
- 50 Amp service with second A/C (select models)
- Aluminum wheels (select models)

# TRAIL RUNNER

BY HEARTLAND



# SLE

*Discover New Trails*

Visit HEARTLAND on:



# TRAIL RUNNER

BY HEARTLAND



# SLE

*Discover New Trails*

Visit HEARTLAND on:



# TRAIL RUNNER

BY HEARTLAND

## SLE



TR SLE 24

Length: 26' 9"  
Height: 11' 0"

Dry: 4,678  
Hitch: 486

Tanks: 42<sup>F</sup> 35<sup>G</sup> 35<sup>B</sup>



TR SLE 18

Length: 22' 11"  
Height: 10' 9"

Dry: 3,998  
Hitch: 378

Tanks: 42<sup>F</sup> 35<sup>G</sup> 35<sup>B</sup>



TR SLE 25

Length: 29' 1"  
Height: 11' 0"

Dry: 4,912  
Hitch: 490

Tanks: 42<sup>F</sup> 35<sup>G</sup> 35<sup>B</sup>



TR SLE 21

Length: 25' 3"  
Height: 11' 0"

Dry: 4,352  
Hitch: 570

Tanks: 42<sup>F</sup> 35<sup>G</sup> 35<sup>B</sup>



TR SLE 292

Length: 32' 9"  
Height: 11' 2"

Dry: 6,532  
Hitch: 804

Tanks: 42<sup>F</sup> 35<sup>G</sup> 35<sup>B</sup>



TR SLE 22

Length: 25' 7"  
Height: 11' 0"

Dry: 4,334  
Hitch: 530

Tanks: 42<sup>F</sup> 35<sup>G</sup> 35<sup>B</sup>



TR SLE 302

Length: 34' 3"  
Height: 11' 2"

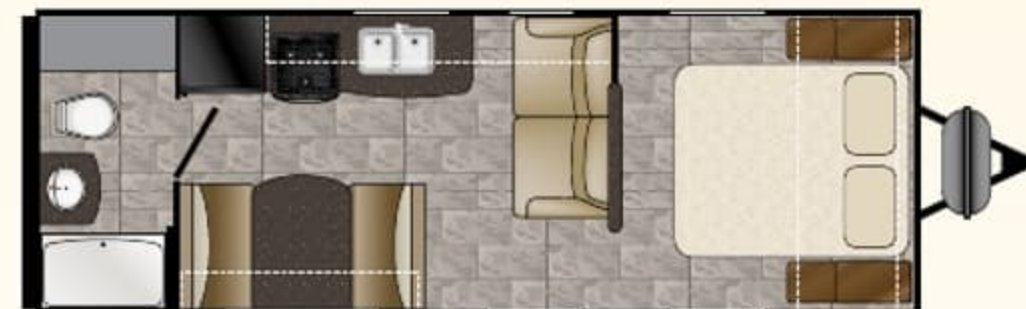
Dry: 6,696  
Hitch: 1,025

Tanks: 42<sup>F</sup> 35<sup>G</sup> 35<sup>B</sup>

# TRAIL RUNNER

BY HEARTLAND

## SLE



TR SLE 24

Length: 26' 9"  
Height: 11' 0"

Dry: 4,678  
Hitch: 486

Tanks: 42<sup>F</sup> 35<sup>G</sup> 35<sup>B</sup>



TR SLE 18

Length: 22' 11"  
Height: 10' 9"

Dry: 3,998  
Hitch: 378

Tanks: 42<sup>F</sup> 35<sup>G</sup> 35<sup>B</sup>



TR SLE 25

Length: 29' 1"  
Height: 11' 0"

Dry: 4,912  
Hitch: 490

Tanks: 42<sup>F</sup> 35<sup>G</sup> 35<sup>B</sup>



TR SLE 21

Length: 25' 3"  
Height: 11' 0"

Dry: 4,352  
Hitch: 570

Tanks: 42<sup>F</sup> 35<sup>G</sup> 35<sup>B</sup>



TR SLE 292

Length: 32' 9"  
Height: 11' 2"

Dry: 6,532  
Hitch: 804

Tanks: 42<sup>F</sup> 35<sup>G</sup> 35<sup>B</sup>



TR SLE 22

Length: 25' 7"  
Height: 11' 0"

Dry: 4,334  
Hitch: 530

Tanks: 42<sup>F</sup> 35<sup>G</sup> 35<sup>B</sup>



TR SLE 302

Length: 34' 3"  
Height: 11' 2"

Dry: 6,696  
Hitch: 1,025

Tanks: 42<sup>F</sup> 35<sup>G</sup> 35<sup>B</sup>



Length: 34' 4"  
Height: 11' 4"

Dry: 7,802  
Hitch: 888

Tanks: 42<sup>F</sup> 35<sup>G</sup> 35<sup>B</sup>

# Towability Livability Affordability



Trail Runner Super Lite Edition (SLE) raises the bar while lowering the weight. Always focused on livability and affordability Trail Runner now offers the Super Lite Edition focusing on lighter weight towability. All the quality and features you expect from Trail Runner in a lighter weight package.

## HIGHER STANDARDS

### Construction Features

- Aluminum exterior skin sidewalls
- Aluminum front exterior metal
- R-7 Fiberglass insulated sidewall, roof, floor
- 5/8" Main floor decking
- Roof rafters wood tapered 4-1/2" trusses
- Aerodynamic radius front profile
- Wall studs on 16" centers
- Electric-powered slide-outs with manual override
- Deep slideout rooms with flush floors
- Fully walkable roof
- 8' Exterior width
- 80" Interior ceiling height
- 2" x 3" Longitudinal floor joists
- Cambered structural steel I-beam frame

### Exterior

- Radial tires with steel rims
- Molded fender skirts
- Bumper with drain hose carrier, end caps
- Radius-cornered baggage doors
- Dexter axles with electric brakes
- Dexter E-Z lube axles
- Radius-cornered fiberglass entrance door with screen door
- Triple entrance step
- Molded rain guttering with extra long drip spouts
- Tinted safety glass windows

- Painted diamond plate lower front profile
- Finished pass through storage
- Back up camera prep
- Two LED lit outside speakers
- Under-body accent LED light strip

### Interior

- LED interior lights throughout
- LED light strip behind fascia
- Overhead cabinet over sofa in super-slide
- Pocket screwed cabinets
- Light over sofa and dinette
- Convertible sofas with flip down center console
- Cable TV hook-up with RG6 coax cabling
- AM/FM/CD stereo with Bluetooth capability
- Inside and outside speakers
- USB charging port
- TV antenna with signal booster
- Window in slideroom end
- Mini-blinds throughout

### Heat, Air, Power and Water

- Hook-up for city water
- Systems monitor panel
- 12V Demand water pump
- 13.5 BTU A/C
- 12V Electrical system with deluxe 110V 45-Amp power converter
- Gas/electric DSI water heater

- 30-Amp power cord
- 110V GFCI protected exterior receptacle
- Auto-ignition furnace with wall thermostat
- In-floor ducted heat
- Water system winterization kit
- Water heater bypass

### Kitchen

- Microwave oven with carousel
- High-rise faucet
- Stainless steel appliances
- Stainless steel kitchen sink
- Flush mount 3-Burner cook top
- Range hood with light and exhaust fan
- Ball bearing drawer guides
- Double door refrigerator

### Bathroom

- Designer shower curtain with curved shower track
- ABS tub/shower surround
- Bathroom power vent
- Towel ring

### Bedroom

- Queen bed with innerspring mattress
- TV hook-ups
- Shirt wardrobe in bedroom
- Under-bed storage
- Overhead shelf above bed

### Standard Safety Equipment

- Propane alarm
- Break-away switch
- Dead-bolt lock on entrance door
- Dual hitch safety chains
- Smoke alarm
- Multiple egress windows
- Fire extinguisher
- Carbon monoxide alarm

### Options

- Spare tire carrier
- Power stabilizer jacks (two pair)
- Manual stabilizer jacks (two pair)
- 15,000 BTU A/C IPO 13,500 A/C
- Oven (required)
- Power awning with LED lights
- Power tongue jack
- Exterior shower
- Night shades in living room and bedroom
- Fully enclosed under belly (required)
- LED HD TV
- Bunk room dinette (302SLE only)
- 50 AMP service with second A/C (31SLE only)





Length: 34' 4"  
Height: 11' 4"

Dry: 7,802  
Hitch: 888

Tanks: 42<sup>F</sup> 35<sup>G</sup> 35<sup>B</sup>

# Towability Livability Affordability



Trail Runner Super Lite Edition (SLE) raises the bar while lowering the weight. Always focused on livability and affordability Trail Runner now offers the Super Lite Edition focusing on lighterweight towability. All the quality and features you expect from Trail Runner in a lighter weight package.

## HIGHER STANDARDS

### Construction Features

- Aluminum exterior skin sidewalls
- Aluminum front exterior metal
- R-7 Fiberglass insulated sidewall, roof, floor
- 5/8" Main floor decking
- Roof rafters wood tapered 4-1/2" trusses
- Aerodynamic radius front profile
- Wall studs on 16" centers
- Electric-powered slide-outs with manual override
- Deep slideout rooms with flush floors
- Fully walkable roof
- 8' Exterior width
- 80" Interior ceiling height
- 2" x 3" Longitudinal floor joists
- Cambered structural steel I-beam frame

### Exterior

- Radial tires with steel rims
- Molded fender skirts
- Bumper with drain hose carrier, end caps
- Radius-cornered baggage doors
- Dexter axles with electric brakes
- Dexter E-Z lube axles
- Radius-cornered fiberglass entrance door with screen door
- Triple entrance step
- Molded rain guttering with extra long drip spouts
- Tinted safety glass windows

- Painted diamond plate lower front profile
- Finished pass through storage
- Back up camera prep
- Two LED lit outside speakers
- Under-body accent LED light strip

### Interior

- LED interior lights throughout
- LED light strip behind fascia
- Overhead cabinet over sofa in super-slide
- Pocket screwed cabinets
- Light over sofa and dinette
- Convertible sofas with flip down center console
- Cable TV hook-up with RG6 coax cabling
- AM/FM/CD stereo with Bluetooth capability
- Inside and outside speakers
- USB charging port
- TV antenna with signal booster
- Window in slideroom end
- Mini-blinds throughout

### Heat, Air, Power and Water

- Hook-up for city water
- Systems monitor panel
- 12V Demand water pump
- 13.5 BTU A/C
- 12V Electrical system with deluxe 110V 45-Amp power converter
- Gas/electric DSI water heater

- 30-Amp power cord
- 110V GFCI protected exterior receptacle
- Auto-ignition furnace with wall thermostat
- In-floor ducted heat
- Water system winterization kit
- Water heater bypass

### Kitchen

- Microwave oven with carousel
- High-rise faucet
- Stainless steel appliances
- Stainless steel kitchen sink
- Flush mount 3-Burner cook top
- Range hood with light and exhaust fan
- Ball bearing drawer guides
- Double door refrigerator

### Bathroom

- Designer shower curtain with curved shower track
- ABS tub/shower surround
- Bathroom power vent
- Towel ring

### Bedroom

- Queen bed with innerspring mattress
- TV hook-ups
- Shirt wardrobe in bedroom
- Under-bed storage
- Overhead shelf above bed

### Standard Safety Equipment

- Propane alarm
- Break-away switch
- Dead-bolt lock on entrance door
- Dual hitch safety chains
- Smoke alarm
- Multiple egress windows
- Fire extinguisher
- Carbon monoxide alarm

### Options

- Spare tire carrier
- Power stabilizer jacks (two pair)
- Manual stabilizer jacks (two pair)
- 15,000 BTU A/C IPO 13,500 A/C
- Oven (required)
- Power awning with LED lights
- Power tongue jack
- Exterior shower
- Night shades in living room and bedroom
- Fully enclosed under belly (required)
- LED HD TV
- Bunk room dinette (302SLE only)
- 50 AMP service with second A/C (31SLE only)





Heartland Recreational Vehicles

2831 Dexter Drive • Elkhart, Indiana 46514 • 574-262-5992

**Community. Convenience. Close-to-home.**

Where you purchase your recreational vehicle is ultimately your decision but Heartland urges you to consider buying at your local dealer. Dealers are part of your community, providing jobs and contributing to your local economy. These dealers are under obligation to provide warranty service for products they sell, but are not legally required to service products purchased from other dealers. At some point, you may need to return to the dealer you buy from - why not stay close to home? After all, home is where your Heartland is!

**BENEFITS OF PURCHASING YOUR RV LOCALLY:**

- You enjoy valuable relationship building with Dealer Representatives, close to your home, who will explain the features and benefits of the product.
- You receive a full product orientation prior to delivery, which includes hands-on directions for many of the coach's systems and functions. You are also introduced to the Dealership's Service/Parts/Warranty personnel who are at the ready to help you with any issues you may encounter, now and in the future.
- You enjoy customer PRIORITY. Dealerships generally service their purchasing customers first - others may experience long delays and miss opportunities to use their RV. What is it worth for you to have a dealership's full attention and motivation to satisfy you when you need service - in a timely manner?
- Valuable TAX dollars and jobs stay in YOUR community which pays for your roads, schools, police and fire departments.

**DON'T UNDERESTIMATE CUSTOMER SERVICE AND PERSONAL CARE!**

For Canadian Residents: If you purchase an RV out-of-country, there are additional fees, taxes and inspections that must be met before bringing your product home. Your local Canadian dealers are experts in these provisions.



Your Authorized Heartland Dealer:

HEARTLAND PROUDLY PARTNERS WITH THE HIGHEST QUALITY VENDORS:



**TRAIL RUNNER**  
BY HEARTLAND



**HEARTLAND CUSTOMER SERVICE WE'VE GOT YOUR BACK!**

Over 40 men and women located in a dedicated facility servicing our customers every day. With a dealer network of over 400 locations across the U.S. and Canada, you're never far from an authorized Heartland dealer.

[www.HEARTLANDRVs.com](http://www.HEARTLANDRVs.com)

**Experience:**  
 Product Walk-Through Videos  
 Side By Side Comparisons  
 Feature Videos • Photo Galleries  
 Virtual 360° Tours  
 Detailed Floor Plans  
 News • Testimonials  
 Dealer Locator • Owners Club  
 Customer Service • Service Locator  
 and More at our Informative Web Site

[www.heartlandrvs.com](http://www.heartlandrvs.com)  
FOR ADDITIONAL INFORMATION

Product information is as accurate as possible as of the date of publication of this brochure. Due to Heartlands commitment to continuous product improvement - floorplans, materials, components, features, measurements, specifications, options, etc. are subject to change at any time without notice or obligation. In certain conditions some additional equipment may be needed. Photos may show optional equipment or props used for photography purposes only.

Heartland has listed the approximate base weight of the trailer without the option equipment included. Option equipment will impact the weight of the trailer. Please locate the weight sticker attached to the trailer you are considering for the most accurate trailer weight.

Tow Vehicle Caution: Owners of Heartland recreational vehicles are solely responsible for the selection and proper use of tow vehicles. All customers should consult with a motor vehicle manufacturer or their dealer concerning the purchase and use of suitable tow vehicles for Heartland products. Heartland disclaims any liability or damages suffered as a result of the selection, operation, use or misuse of a tow vehicle. Heartland's limited warranty does not cover damage to the recreational vehicle or the tow vehicle as a result of the selection of the tow vehicle.



Heartland Recreational Vehicles

2831 Dexter Drive • Elkhart, Indiana 46514 • 574-262-5992

### Community. Convenience. Close-to-home.

Where you purchase your recreational vehicle is ultimately your decision but Heartland urges you to consider buying at your local dealer. Dealers are part of your community, providing jobs and contributing to your local economy. These dealers are under obligation to provide warranty service for products they sell, but are not legally required to service products purchased from other dealers. At some point, you may need to return to the dealer you buy from - why not stay close to home? After all, home is where your Heartland is!

### BENEFITS OF PURCHASING YOUR RV LOCALLY:

- You enjoy valuable relationship building with Dealer Representatives, close to your home, who will explain the features and benefits of the product.
- You receive a full product orientation prior to delivery, which includes hands-on directions for many of the coach's systems and functions. You are also introduced to the Dealership's Service/Parts/Warranty personnel who are at the ready to help you with any issues you may encounter, now and in the future.
- You enjoy customer PRIORITY. Dealerships generally service their purchasing customers first - others may experience long delays and miss opportunities to use their RV. What is it worth for you to have a dealership's full attention and motivation to satisfy you when you need service - in a timely manner?
- Valuable TAX dollars and jobs stay in YOUR community which pays for your roads, schools, police and fire departments.

### DON'T UNDERESTIMATE CUSTOMER SERVICE AND PERSONAL CARE!

For Canadian Residents: If you purchase an RV out-of-country, there are additional fees, taxes and inspections that must be met before bringing your product home. Your local Canadian dealers are experts in these provisions.



Your Authorized Heartland Dealer:

HEARTLAND PROUDLY PARTNERS WITH THE HIGHEST QUALITY VENDORS:



# TRAIL RUNNER

BY HEARTLAND



### HEARTLAND CUSTOMER SERVICE WE'VE GOT YOUR BACK!

Over 40 men and women located in a dedicated facility servicing our customers every day. With a dealer network of over 400 locations across the U.S. and Canada, you're never far from an authorized Heartland dealer.

[www.HEARTLANDRVs.com](http://www.HEARTLANDRVs.com)

Experience:

- Product Walk-Through Videos
- Side By Side Comparisons
- Feature Videos • Photo Galleries
- Virtual 360° Tours
- Detailed Floor Plans
- News • Testimonials
- Dealer Locator • Owners Club
- Customer Service • Service Locator
- and More at our Informative Web Site

[www.heartlandrvs.com](http://www.heartlandrvs.com)

FOR ADDITIONAL INFORMATION

Product information is as accurate as possible as of the date of publication of this brochure. Due to Heartlands commitment to continuous product improvement - floorplans, materials, components, features, measurements, specifications, options, etc. are subject to change at any time without notice or obligation. In certain conditions some additional equipment may be needed. Photos may show optional equipment or props used for photography purposes only.

Heartland has listed the approximate base weight of the trailer without the option equipment included. Option equipment will impact the weight of the trailer. Please locate the weight sticker attached to the trailer you are considering for the most accurate trailer weight.

Tow Vehicle Caution: Owners of Heartland recreational vehicles are solely responsible for the selection and proper use of tow vehicles. All customers should consult with a motor vehicle manufacturer or their dealer concerning the purchase and use of suitable tow vehicles for Heartland products. Heartland disclaims any liability or damages suffered as a result of the selection, operation, use or misuse of a tow vehicle. Heartland's limited warranty does not cover damage to the recreational vehicle or the tow vehicle as a result of the selection of the tow vehicle.