

MesaRidge



TRAVEL TRAILERS & FIFTH WHEELS

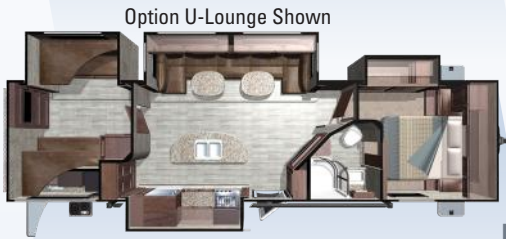


Highland
RIDGE RV

Own the Outdoors

FLOORPLANS

TRAVEL TRAILERS



FIFTH WHEELS



FEATURES

STANDARDS

- » 100" Wide Body Frame
- » 26" x 76" Entrance & Screen Door
- » ACCU-SLIDE Slide System (42" Deep with 4-Corner Compression)
- » 15k Residential Return Air A/C
- » Correct Track Suspension Alignment System
- » Nitrogen Filled Tires with Aluminum Rims
- » Frameless Windows
- » Aluminum Tread Entry Steps
- » No Carpet in Kitchen & Living Areas
- » Patent Flush Floor Slides with Vinyl Flooring (No Carpet)
- » PVC Roofing Membrane (12 Year Warranty/ 10 Year Non-Prorated)
- » Power Awning with LED Light & FLX Guard
- » Heat & Massage Theatre Seats
- » Observation Camera Prep
- » Solar Prep
- » Key-Alike System
- » Wall Controlled Power Vent (Kitchen)
- » Front & Rear Stabilizers
- » Washer/Dryer Prep
- » 100# Ball Bearing Drawer Guides
- » Ladder (TT)
- » Battery Disconnect
- » 84" Slide-Out Height (FW)
- » Night Roller Shades (FW)
- » 21" Oven with Flush Glass Stove Top (FW)
- » 6 Point Auto Leveling with JT Strong Arm Stabilizers (Select Models)
- » French Door to Bedroom (FW)
- » Motion Sensor Light in Bedroom & Hallway (FW)
- » LED Lighting in Ceiling (FW)
- » Fiberglass Front Cap with LED Lights (FW)


OPTIONS

- » A/C - 2nd A/C, 13.5k BTU Ducted (Master Bedroom)
- » BBQ Grill
- » Dual Pane Windows
- » Extreme Arctic Package
- » Fan - Wall Control Power Vent in Kitchen, Living Room (370, 376)
- » Fireplace - Wall Mount (310, 328)
- » King Bed ipo Std Queen Bed (323, 324, 328, 348, 370, 371, 374)
- » Observation Camera
- » Power Front & Rear Stabilizer Jacks
- » Rear Storage Tray
- » Generator Prep - LP (FW ONLY)
- » Refrigerator - 12cu ipo Std 8cu (N/A 337), 18cu ipo 8cu (310, 323, 324, 337), - 23cu ipo 8cu (328, 348, 370, 371,374, 376)
- » TV - Bunk Room (371), Outside Kitchen (272, 292, 310, 328, 371, 374)
- » U-Lounge ipo Std. Theater Seats/Table (310, 328, 374, 376)
- » Slide-Out Awning Covers: 3 (337,348), 4 (370, 371,374,376)

SPECIFICATIONS

	MR272RLS	MR292RLS	MR310BHS	MR323RLS	MR324RES	MR328BHS	MF337RLS	MF348RLS	MF370RBS	MF371MBH	MF374BHS	MF376FBH
Square Feet	325	325	386	366	366	356	350	386	429	430	425	429
UVW	7755	8370	9265	8815	9320	9860	9657	10485	12145	12505	12300	12015
Hitch Weight	830	974	1227	1081	1080	1280	2351	2440	2640	2515	2520	2785
GVWR	9990	10400	11500	11435	11480	11300	12720	13995	16470	16470	16470	16460
Cargo (Gross)	2235	2030	2235	2620	2160	1440	3063	3510	4325	3965	4170	4445
Length (Pin to Rear)	35'	35'	33' 6"	37' 8"	37' 8"	35'	33' 8"	36'	42' 5"	41' 4"	40' 6"	41' 7"
Ext. Height	140"	140"	140"	140"	140"	140"	157"	157"	157"	157"	157"	157"
Ext. Width	100"	100"	100"	100"	100"	100"	100"	100"	100"	100"	100"	100"
Ext. Width (Slides Out)	165"	165"	165"	165"	165"	165"	179"	179"	165"	165"	155"	165"
Interior Height (Overall)	84"	84"	84"	84"	84"	84"	98"	98"	98"	98"	98"	98"
Interior Height (Upper Deck)	-	-	-	-	-	-	76"	76"	76"	76"	76"	76"
Fresh Water (Gal.)	50	50	50	50	50	50	85	85	85	85	85	85
Gray Water (Gal.)	62	57	31	88	88	82	57	57	82	114	98	98
Waste Water (Gal.)	31	31	62	31	31	82	41	41	41	41	82	82
LP Capacity (lbs.)	60	60	60	60	60	60	60	60	60	60	60	60
Tire Size	15"	15"	16"	16"	16"	15"	16"	16"	16"	16"	16"	16"
Awning Size	20'	18'	19'	15'	15'	11', 10'	16'	16'	18', 12'	19'	16', 11'	19'

CONSTRUCTION



1 | ROOF

- » Double batten insulation layered with radiant foil
- » Screw-mounted plywood decking topped with premium quality PVC
- » No treatment required! Will not chalk or spot
- » Heat reflecting properties keep coach cooler in the summer

2 | SLIDE OUTS

- » Best in class slide height and depth
- » Flush floor and above floor slides
- » Accu-Slide cable system with four points of compression
- » Laminate components plus 3M flashing tape along corners to prevent leaks

3 | SIDEWALLS

- » Lightweight, double-welded aluminum walls
- » Slide roof frames laminated with rigid foam insulation

4 | MAIN BODY

- » Built with 8" & 10" steel I-beams
- » 6,000 & 7,000 lb. axles with self-adjusting brakes
- » Aluminum wheels with nitrogen-filled tires
- » Industry-leading unique heating system

5 | DOORS & LOCKS

- » Oversize entrance door with large window, built-in screen doors, and integrated window shades
- » Double-insulated passage and storage doors with slam latches on secure and convenient key-alike system

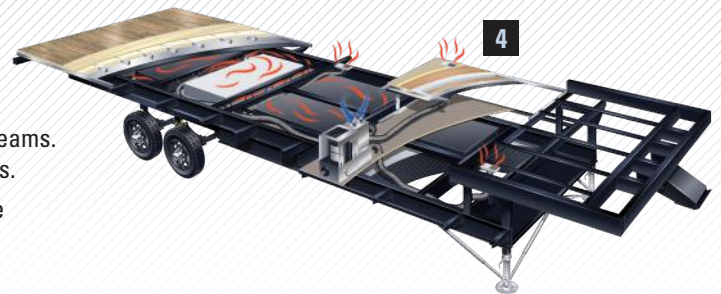
6 | FLOORS

- » Double-welded framed floors
- » Insulated with rigid foam wrapped in radiant foil, anti-puncture Darco material, and strengthened with an overlapping double layer of laminate

INDUSTRY-LEADING HEATING SYSTEM

Oversize 4-inch heat ducts run from the furnace down to the fully enclosed underbelly and wrap around the tanks suspended between the chassis I-beams. Holding tanks are warmed by the forced air heat which prevents freeze-ups.

A return at the end of the tank connecting back into the coach provides the necessary air flow, eliminating the need for a pressurized system.



Your Mesa Ridge Dealer:



Highland
RIDGE RV

Own the Outdoors

For more information visit us at:

www.HighlandRidgeRV.com

Due to continual research and advances, manufacturer reserves the right to change specifications, design, price, and equipment without notice, and assumes no responsibility for any error in the literature. Some items shown are not included as standard or optional equipment.