



# FMAX310

## TRIPLE DUAL WHEEL GOOSENECK

Outfitted with triple 10,000lb axles work quickly becomes a past tense situation for the FMAX310.

30,000 lb GVWR

Available Sizes: 25' x 102", 28' x 102", 30' x 102"  
32' x 102", 35' x 102", 38' x 102", 40' x 102", 44' x 102"

### STANDARD FEATURES

**LOADING STYLE:** 12' Hydraulic Dovetail, Max Ramps, XDR Ramps, or Straight Deck

**AXLES:** 3 - 10,000 lb General Duty Electric Brake, Oil Bath

**COUPLER:** 30,000 lb Bulldog BX1

**CROSS-MEMBERS:** 3" Channel on 16" Centers w/Formed Gussets

**FRAME:** 16" Engineered Beam 20' - 32' (Low Profile)  
18" Engineered Beam 35' - 44' (Low Profile)

**JACK:** 2 - 12,000 lb Drop-Leg Jacks

**NECK:** 12" Engineered Neck

**STAKE POCKETS:** 2" x 3/8" Rub Rail w/ Stake Pockets & Pipe Spools

**STORAGE:** Diamond Plate Neck Box w/ Gas Shock Assisted Lid

**SWAY CONTROL:** Standard on 30' - 44' models

**TIRES:** ST235/80R16 Radial, Dually




### POWDER COAT

STANDARD COLORS



SPECIAL COLORS



### AVAILABLE WHEELS



SILVER (standard)



BLACK

### POPULAR UPGRADES

Electric-Over-Hydraulic Drum or Disc Brakes

3" Channel Cross-Members on 12" Centers w/Formed Gussets

Blackwood Floor

2 - 25,000 lb Two Speed Drop-Leg Jacks

7'x 8' Weld-On/Bolt-On Deck on the Neck

14" x 14" x 36" Under-Slung Box

ST215/75R17.5 Radial Dually Tires

# ENGINEERED TO DELIVER



U.S. Patent Protected

## The Deck

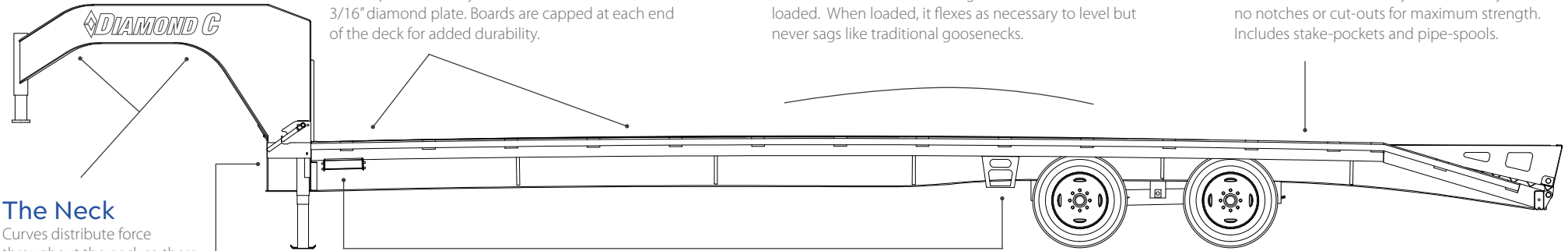
It's low profile for easy access. Tire-covers are HD 3/16" diamond plate. Boards are capped at each end of the deck for added durability.

## The Camber

The deck and frame have a slight camber when not loaded. When loaded, it flexes as necessary to level but never sags like traditional goosenecks.

## The Lace-rail

Channel-Iron for durability and versatility with no notches or cut-outs for maximum strength. Includes stake-pockets and pipe-spools.



## The Neck

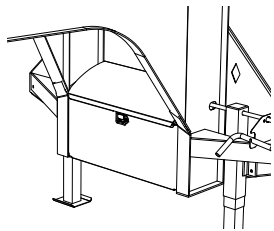
Curves distribute force throughout the neck so there is no concentration of stress in corners like traditional goosenecks.

## The Steps

The retractable front deck steps solve the common issue of traditional front deck steps being bent in low clearance situations. The mid-deck side turn signal step makes for easy access when equipment is loaded.

## The Box

It's big and roomy. The lid is curved for added rigidity and gas spring assisted for easy operation.



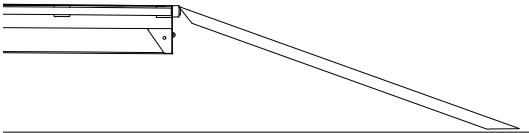
## The I-Beams

We engineer the beams, optimize them, and build them for each trailer configuration just like semi trailer manufacturers have been for decades. Our I-beam frames are taller, stronger, and lighter than your neighbor's. 14-18" tall. Standard steel bends at 36 ksi. Our beams are built using steel rated at 50 ksi minimum.

## Tail Options

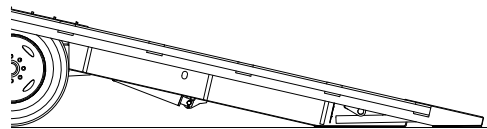
### Straight Deck

With 8' slide-in ramps. Single piece bumper with light protection.



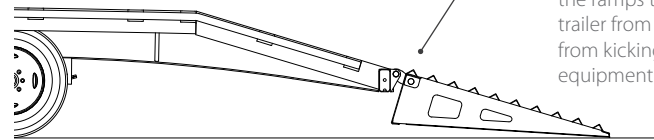
### 12' Hydraulic Dovetail

12' long with easy to climb, 12.5 degree approach angle. Blackwood rubber-infused runners for traction. Automatic latch for easy operation. Includes wireless remote control.



### MAX Ramps

44" wide ramps for MAX versatility. 50 ksi steel ramp frames X 4 frames per ramp for MAX strength. HD Spring loaded for easy lifting from deck and from ground.



### MAX Hinges

The two point ramp hinges are concealed and protected inside of the bumper like most. Our hinges transfer the force of the load into the knees of the ramps to prevent the back of the trailer from sagging and the ramps from kicking up when loading heavy equipment. For safe, stable loading.



Sealed Wiring Harness



LED Lights



Dexter Axles



Powder Coating Finish



Warranty Quality & Workmanship

LIGHTER. STRONGER. #DOWORK

For additional information visit:  
[www.diamondc.com/fleetneck](http://www.diamondc.com/fleetneck)

