



**AIRSTREAM**<sup>®</sup> Rangeline

**2024 TOURING COACHES**



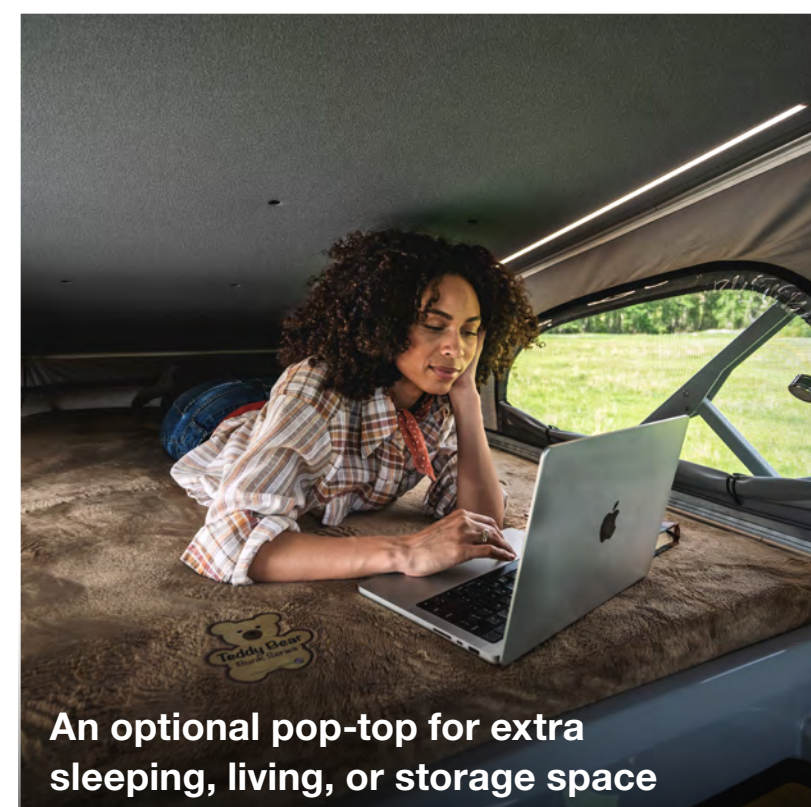
# About Rangeline

Beyond typical. Beyond your comfort zone. Beyond the everyday. In the Airstream Rangeline Touring Coach, you can explore beyond your expectations while you make your travel dreams come true. Behind the wheel of Rangeline, you're in control – with the freedom to go wherever the road takes you and explore a new travel frontier. And with Airstream's iconic hand-made craftsmanship throughout the interior, you're traveling in an unparalleled blend of style and functionality.

Built on the proven RAM ProMaster® 3500 chassis, Rangeline features a modern floor plan and European-inspired decor that puts a premium on flexibility. Whether heading out on a long road trip or simply heading across town, this 21-foot hand crafted camper van turns road travel into a seamless experience where you relish the journey to and from as much as you do the destination. Simplicity and utility are built into its design DNA, with all onboard systems powered by the fuel in the gas tank, ample storage throughout, and an optional pop-top that provides an additional living and sleeping area above the van.

Whether you're traveling with your family, heading out on a mobile couple's adventure, or hitting the road for a solo road trip, it's the little things in Rangeline that make it one of the most exciting touring coaches in our fleet. From a clever bed system that folds up for increased gear storage to pet-friendly amenities that make it easy to bring along adventurous four-legged friends, Rangeline lets you make the most of your travel experiences every time the lure of the open road calls.

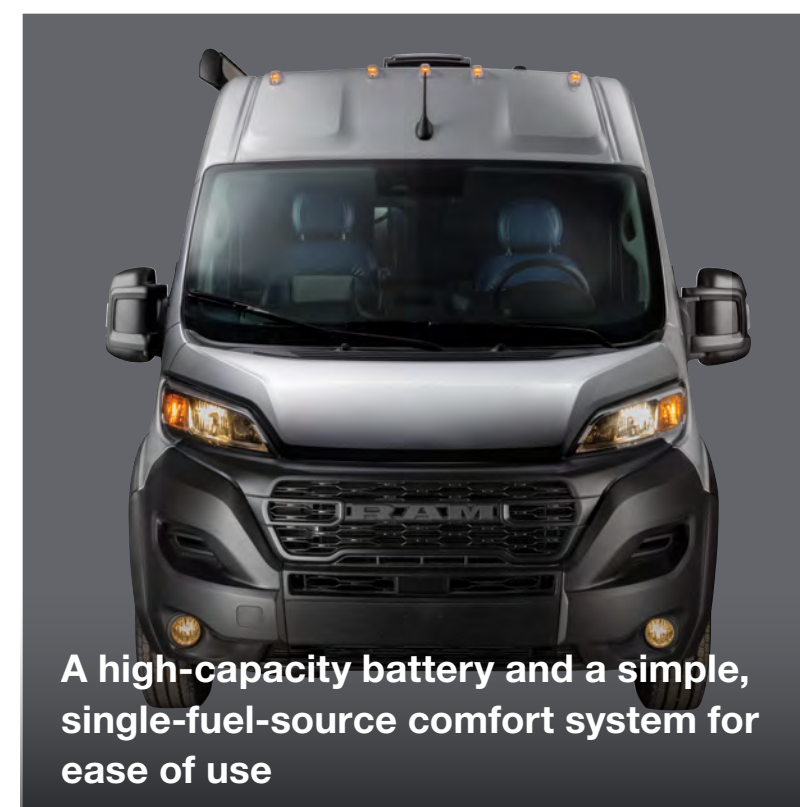
Get behind the wheel of the Airstream Rangeline Touring Coach and explore beyond your expectations.



An optional pop-top for extra sleeping, living, or storage space





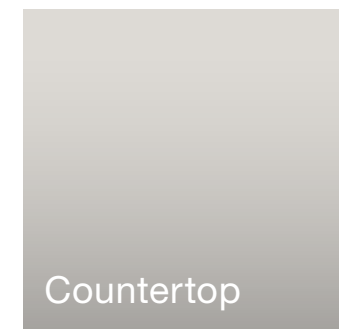
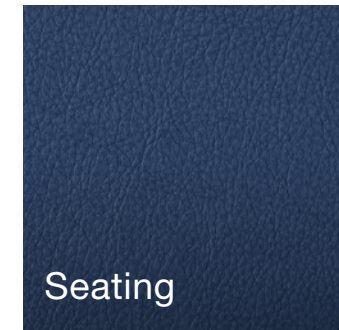
Modern, functional European styling with delightful surprises throughout





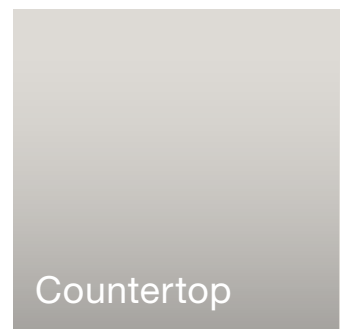
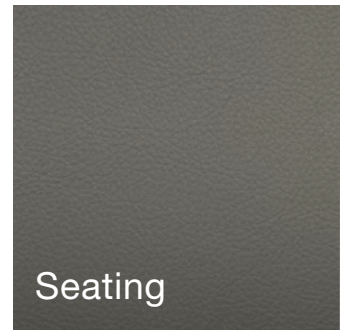
A high-capacity battery and a simple, single-fuel-source comfort system for ease of use

# Décors

“Traveling and camping with a couple kids in tow can be messy, but the materials make it so easy to clean up. We spend a lot less time cleaning, and more time enjoying the adventure.” **MARCUS AND JANELLE** Rangeline Owners



River Oak with Admiral Navy Seating



River Oak with Moonstone Grey Seating



## Exterior Colors



### Granite Crystal Metallic

Exquisite, prestigious, and gracefully distinguished



### Bright Silver Metallic

Modern, sleek, and imbued with style



River Oak with Navy Seating Shown



## Floor Plan

Step through Rangeline's sliding door and you'll find an expansive interior with soft wood tones and elegant lines inspired by the very best of European RV design. Flexible storage and multi-use functionality are key components to a comfortable, efficient use of space, and Rangeline delivers on all levels. From the three-in-one wet bath to the stowable stovetop and versatile table system that adjusts for spacious meals, work from anywhere sessions, or board game nights with the family, Rangeline's floor plan anchors your experience.

# Exterior Features

Built on the proven RAM ProMaster® 3500 chassis, Rangeline features a 3.6L Pentastar® V6 engine with 276 horsepower and a TorqueFlite® nine-speed automatic transmission with plenty of power to go. Front-wheel drive and an Electronic Park Brake reduce mechanical components for a simpler and more dependable RV. And safety and convenience features come standard, giving you peace of mind as you travel.




**1** The sleek automotive design features a matte black front grille.



**2** Water hookups are concealed behind a natural design.



**3** Powder-coated running boards with raised tread provide safe entry and exit.



**4** A cleverly designed pet tether lets you safely secure four-legged friends.



**5** Optional pop-top has a large bed and opens up storage, living, and sleeping areas.



**6** A 12-foot awning with legs expands to create a shady exterior living space.

# Specifications

|                          |   |
|--------------------------|---|
| Chassis                  | RAM ProMaster® 3500                                     |
| Engine                   | 3.6L Pentastar® V6 VVT Engine                           |
| Emissions                | 50 State – EPA/CARB Standards                           |
| Horsepower/Torque        | 276 HP @ 6400 RPM / 250 ft/lbs @ 4400 RPM               |
| Transmission             | 9 Speed Automatic                                       |
| Axle Ratio               | 4.08  |
| Wheelbase                | 159"  |
| MPG*                     | 18-20 Estimated Highway                                 |
| Chassis Safety System    | Electronic Stability Control                            |
| SumoSprings®             | Front and Rear  |
| SuperSprings®            | Rear  |
| GVWR/GCWR                | 9,350 lbs / 12,000 lbs                                  |
| UVW                      | 7,661 lbs / 7,994 lbs w/ Pop-Top                        |
| OCC                      | 1,689 lbs / 1,356 lbs w/ Pop-Top                        |
| Tow Package              | Class IV Hitch, 7-Pin Trailer Plug, Brake Control Wired |
| Tow Capacity**           | Up to 3,500 lbs   |
| Overall Length           | 20 ft. 11 in.   |
| Overall Height           | 9 ft. 5 in. (including A/C)                             |
| Overall Width            | 8 ft. 2.25 in.  |
| Interior Height/Width    | 6 ft. 2.25 in. / 5 ft. 11 in.                           |
| Tank Capacities          | 28 gals (Fresh), 19 gals (Grey), 12 gals (Waste)        |
| Fuel                     | 24 gals   |
| Air Conditioner          | 13,500 BTU with Soft Start                              |
| Furnace and Water Heater | Timberline 2.0 Gas-Fired Hydronic                       |
| Microwave                | .7 Cubic Foot   |
| Cooktop                  | 1,000 Watt Stowable Single Burner Induction             |
| Safety Components        | Smoke and CO2 Alarm, Fire Extinguisher                  |

|                           |  |
|---------------------------|--|
| Plumbing System           | Gravity System with Waste Tank Flush   |
| TV Antenna                | Pre-Wired  |
| Connected 5G Antenna      | Pre-Wired  |
| Electrical System         | Touch Screen/Touch Pad Electronic Controls with Energy Management  |
| Converter/Inverter        | 100 Amp Multi-stage Charger, 2,000 Watt True Sine Inverter   |
| Generator                 | 2.8 kW Gasoline with Remote Start  |
| Batteries (Coach)         | 270 Ah Deep Cycle Lithium (LiFePO4) Insulated w/ Built-In Heater   |
| Shore Power               | 30 Amp w/ Smart Plug   |
| Solar Power               | 200 Watt Solar Panel   |
| Bed System                | 2-Piece Foldable (74" x 52.25" Sleeping Area)  |
| Bathroom                  | Wet Bath w/ Tambour Door   |
| Sound                     | Wireless Speaker with Locking Mount  |
| Table                     | Multi-Adjustable & Removable   |
| Pop-Top (78" x 50.5" Bed) | OPT  |
| Support                   | 24/7 365 Coach-Net® Roadside Assistance  |
| Warranty***               | 3 Years/36,000 Miles Airstream Limited<br>3 Years/36,000 Miles RAM Basic Limited<br>5 Years/100,000 Miles RAM Fleet Powertrain Care<br>(Chassis specs may vary, contact your Airstream Dealer) |

## Safety

|                                       |     |
|---------------------------------------|-----|
| Front, Side, and Side Curtain Airbags | STD |
| Crosswind Assist                      | STD |
| Electronic Stability Control (ESC)    | STD |
| Rain Sensing Wipers                   | STD |
| Automatic Headlamps                   | STD |

|  |     |
|--|-----|
| Auto High Beam Headlamp Control  | STD |
| Automatic Headlamps  | STD |
| Front Fog Lamps  | STD |
| Traffic Sign Information   | STD |
| ParkView® Rear Back-Up Camera  | STD |
| Heated Sideview Mirrors w/ Power Folding                               | STD |
| Drowsy Driver Detection  | STD |
| Full-Speed Forward Collision Warning Plus Pedestrian Emergency Braking | STD |

## Cockpit

|  |     |
|--|-----|
| 6-way Adjustable Driver/Passenger Swivel Seats | STD |
| 7" TFT Color Display Cluster                   | STD |
| Remote Proximity Keyless Entry                 | STD |
| Connected Travel & Traffic Services            | STD |
| UConnect 5 Nav w/ 10.1" Touchscreen Display    | STD |
| In-Dash Wireless Cell Phone Charging           | STD |
| Integrated Voice Command                       | STD |
| Google Android Auto/Apple Carplay              | STD |
| Front Carpet Kit                               | STD |
| Rear Carpet Kit                                | OPT |

## Exterior

|  |     |
|--|-----|
| 12' Awning w/ Legs                           | STD |
| LED Patio Lighting                           | STD |
| Aluminum Powder Coated Running Boards        | STD |
| Zippered Screen Door System (rear)           | STD |
| Sliding Side Screen Door                     | STD |
| Patio 120 VAC Outlet                         | STD |
| Concealed Water Hookup Panel w/ LED Lighting | STD |

## Main Cabin

|  |     |
|--|-----|
| Dual Bench Seat w/ Seat Belts and Child Seat Tethers & Anchors | STD |
|--|-----|

|   |     |
|---|-----|
| Multi-Adjustable & Removable Dinette Table            | STD |
| 120v Outlets  | STD |
| USB Charging Ports                                    | STD |
| Flush-Mount & Solid Shut Cabinets w/ Locking Hardware | STD |
| Custom Entryway Grab Handle                           | STD |
| Aluminum Trimmed Step w/ Integrated LED Lighting      | STD |
| 180 Degree Swivel LED Lighting                        | STD |
| Signature Aluminum Ceiling & Trim                     | STD |
| Matte Finish Laminate Cabinets                        | STD |
| Marine Woven Synthetic Flooring                       | STD |
| Roof Vent Exhaust Fan                                 | STD |
| MOLLE Panels on Rear Doors                            | STD |
| Aluminum L-Track Floor Storage                        | STD |
| Black Canvas Window Coverings                         | STD |
| Removable No-Spill Pet Bowls                          | STD |

## Bathroom (Wet Bath)

|                                     |     |
|-------------------------------------|-----|
| Toilet                              | STD |
| Fold Down Sink w/ Integrated Faucet | STD |
| Tambour Door                        | STD |
| Wall Mounted, Pivoting Mirror       | STD |
| Shower Lighting                     | STD |
| Exterior Shower Towel Hooks         | STD |
| Bath Exhaust Fan                    | STD |

## Galley

|  |     |
|--|-----|
| Stainless Steel Sink with Bamboo Cover         | STD |
| Stainless Steel Faucet                         | STD |
| Soft Close Drawers w/ Locking Hardware         | STD |
| JBL Wireless Speaker w/ Locking Mount          | STD |
| Under Counter LED Swivel Lighting              | STD |
| Pop-Up Power Outlets (3) w/ USB Ports (2)      | STD |
| In-Wall Cubby Storage                          | STD |
| Integrated Storage Organization & Waste Basket | STD |

\* Actual mileage may vary due to load, driving style, and overall conditions.

\*\*Typical tow capacity will vary dependent upon build spec and intended vehicle loading with people, cargo, and fluids.

\*\*\*New Vehicle Limited Warranty. Individual components may vary. See Owners Manual for specific warranty coverage and information.

# Why You'll Love It

Rangeline is the perfect way to upgrade from car camping or traditional tent camping. Trade your backpacks for onboard storage, bring along a bathroom and kitchen, and experience the minimalist luxuries of Airstream amenities and craftsmanship.

Family friendly and built for today's modern adventures, Rangeline is well-equipped for weeks-long sojourns and nimble enough for cross-town jaunts to pick up the kids or grab groceries.

The best adventures feature our best friends, and Rangeline is Airstream's most pet-friendly model, with an integrated leash anchor point and concealed pet food bowls that stow away when not in use.

And because big adventures require ample power, Rangeline's Battle Born Lithium Ion Gamechanger 3.0 Battery gives you ample power for off-grid adventures.







1001 West Pike Street,  
P.O. Box 629  
Jackson Center, OH  
45334 USA  
937-596-6111

[www.airstream.com](http://www.airstream.com)

# AIRSTREAM<sup>®</sup> + RAM

Product information, specifications, and photography in this brochure were as accurate as possible at time of printing. Photographs may contain some features that are optional on your vehicle.

Since we continually strive to improve our products, actual products may differ. Prices and specifications are subject to change without notice. All capacities are approximate and dimensions are nominal. Some features or options may be different or unavailable in other countries.

Warning – The recreational vehicle weight must remain within the manufacturer's specified chassis weight limit. Do not overload the recreational vehicle through the addition of water, options, cargo or otherwise.

AIRSTREAM and all related model names, slogans, logos, and trademarks used herein are owned or are used under license by Airstream, Inc. Ram ProMaster<sup>®</sup> and related logos and trademarks are registered trademarks of FCA US LLC., used with permission. All other third party trademarks are owned by their respective owners.