

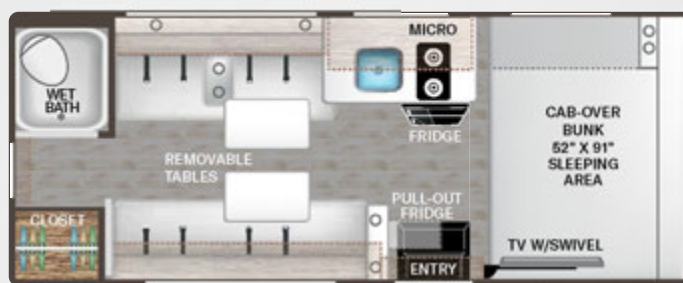
FREEDOM ELITE®



Use your phone's camera to find out more information. Just scan the code!



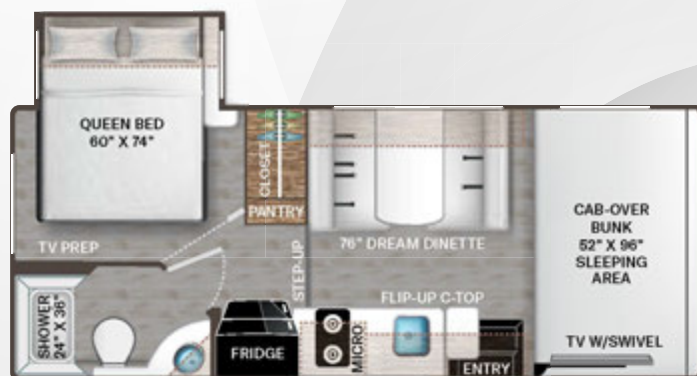
19HE



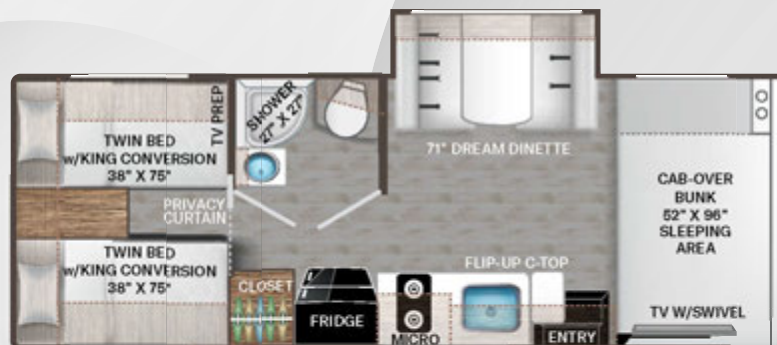
19HX




21HE



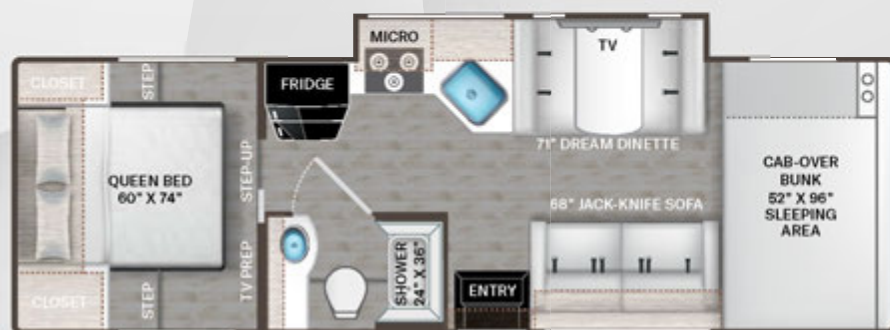
22HZ



25HZ

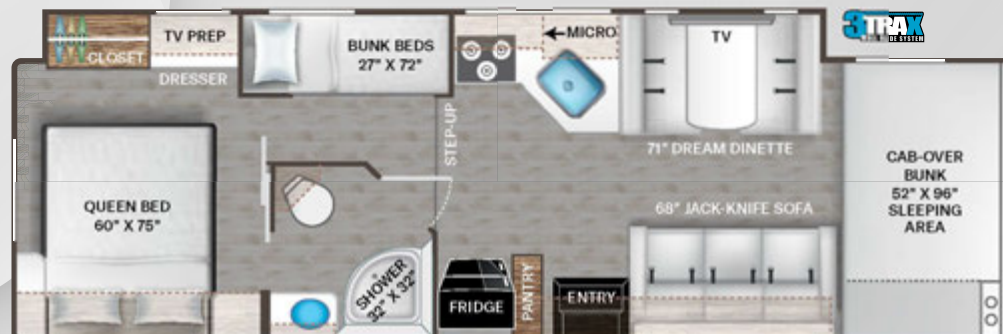


28HZ



28HE

EXTERIOR TV



31FE


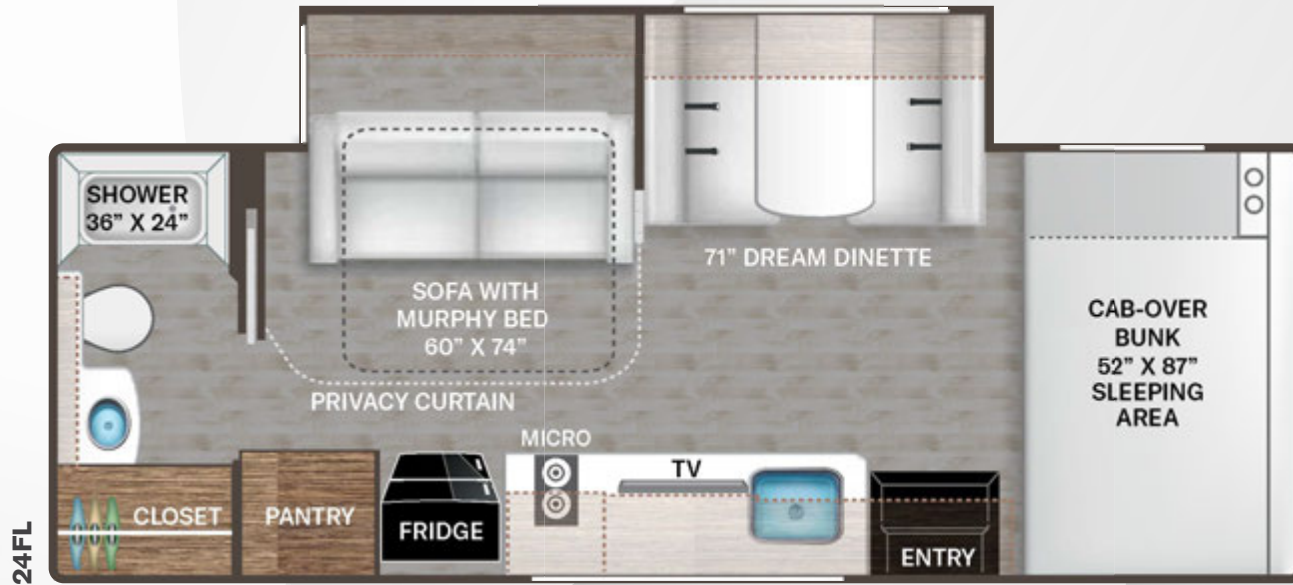
EXTERIOR TV



FREEDOM ELITE®



Use your phone's camera to find out more information. Just scan the code!



SPRINTER PARTIAL PAINT

SPECIFICATIONS	24FL
Chassis	Mecerdes-Benz
Gross Vehicle (GVWR)	12,125
Gross Combined (GCWR)	15,250
Wheel Base	170.3"
Exterior Length (w/o ladder)	25'-10"
Exterior Height (w/AC)	11'-8"
Exterior Width (w/o mirrors)	90"
Interior Height (living area)	84"
Awning Size	14'
Fuel (gal)	24.5
LPG (lbs)	40.9
Fresh/Waste/Gray Water (gal)	30 / 38 / 38
Water Heater (gal)	Tankless
Furnace (BTUs)	19,000
Exterior Storage Capacity (cu. ft.)	49
Hitch Weight Rating (lbs)	5,000





Use your phone's camera to
find out more information.
Just scan the code!

CONSTRUCTION & EXTERIOR

- Mercedes-Benz® Sprinter Chassis
- Electric Stabilizing System
- Premium One-Piece Exterior Roofing
- One-Piece Fiberglass Front Cap
- One-Piece Upper Rear Cap
- Slick White Fiberglass Exterior with Partial Paint
- Flush Mount Radius Compartment Doors with Chrome Door Latches
- Lighted Rotocast Storage Compartments
- MEGA-Storage™ Compartment
- Power Patio Awning with Integrated LED Lighting
- Slideout Room Topper Awnings
- Exterior Grab Handle
- Electric Entry Step with Accent Light under Step on Seperate Switch
- Exterior Pet Tether
- Black Framed Windows
- Collapsible Exterior Ladder Prep

AUTOMOTIVE & COCKPIT

- Mercedes-Benz Multimedia Dash Radio with Bluetooth®, Navigation & Sirius XM®
- Mercedes-Benz® Safety Package: Active Braking Assist, Attention Assist, Active Lane Keeping Assist, Wet Wiper System & Distance Regulator Distronic Plus
- Rearview Mirror with Back-up Monitor
- Deluxe Exterior Heated Remote Mirrors
- Molded Automotive Cockpit Headliner
- Power Windows & Door Locks
- Swivel Captain's Chairs, Heated & Electric Adjustable with Skirts

- Cruise Control
- Map Light
- Sun Visors
- Drink Holders
- Windshield Privacy Curtain
- Valve Stem Extenders
- Black Aluminum Wheels
- LED Taillights

INTERIOR

- Residential Vinyl Flooring
- Rubber Tread Entry Steps with Lighted Step Well
- Hard Vinyl Ceiling
- LED Lighting
- Cab-Over Sleeping Area with Cup Holders and Telescoping Bunk Ladder
- Ceiling Vent in Cab-Over Bunk
- Two-Tone Flat Panel Cabinet Doors with Satin Nickel Hardware
- Pressed Laminate Countertops
- Press Laminate Countertops Throughout
- Leatherette Dream Dinette® Booth
- Single Child Safety Tether in Dinette Booth
- Wireless Phone Charger with USB Charging Port on Dinette Table Top
- Front Wing Wall USB Charging Port
- Leatherette Sofa with Queen Size Murphy Bed Conversion
- Fabric Valance with Framed Interior Windows
- Premium Window Privacy Roller Shades
- Full Extension Soft Close Metal Ball-Bearing Drawer Guides

KITCHEN

- 12-volt Refrigerator with Auto Generator Start
- Recessed 2-Burner Gas Cooktop with Glass Cover
- Range Hood with Task Lighting Above Cooktop
- Convection Microwave Oven with Air Fryer
- Pop-Up Countertop Outlet & Charging Center for Electronics
- Kitchen Waste Basket
- Large Single Bowl Stainless Steel Sink, Single Handle Faucet & Stainless Steel Sink Cover
- Kitchen Countertop Accent Lighting
- 12-volt Ceiling Vent w/Under Cabinet Switch

BEDROOM & BATHROOM

- Queen Size Murphy Bed/Sofa
- Bedspread & Pillow Shams
- Headboard
- Bedroom USB Charging Center
- Bedroom 12-volt Outlet for CPAP Machine
- Ceiling Vent in Bedroom
- Foot Flush Toilet
- Stainless Steel Bathroom Sink
- Robe/Towel Hooks in Bathroom
- Shower with Curved Anti-Microbial Curtain
- Skylight in Shower
- 12-volt Ceiling Vent in Bath with Under Cabinet Switch

ENTERTAINMENT

- 32" Smart TV in Living Area
- Digital TV Antenna
- Satellite Mounting Backer in Roof

ELECTRICAL & PLUMBING

- 50 State 4.0 kW LP Generator
- 30-amp Shoreline Power Cord
- Automatic Transfer Switch with Power Protection
- Automatic Shoreline-to-Generator Transfer Switch
- Single High-Output Roof Air Conditioner
- 12-volt House Battery
- Battery Disconnect Switch
- 100-watt Solar Charging System with Power Controller
- Expandable Solar Port
- Tankless Water Heater
- Camp-Side Exterior Outlet with USB Ports
- Camp-Side Exterior Water Spray Port
- Whole Coach Water Filter Prep
- 1" Fresh Water Tank Drain
- 360° Siphon® RV Holding Tank Vent Cap
- Black Tank Flush System
- Holding Tanks with Heat Pads
- Exterior LP Connection

For a complete listing of specifications and available features, visit: freedom-motorhomes.com/freedom-elite

IMPORTANT—PLEASE READ: This brochure reflects product design, fabrication, material, components and specifications at the date of printing, which date is disclosed below. Please visit us online at ThorMotorCoach.com or consult with your selling dealership for the latest in standards, options, specification and technical information. Photographs in the brochure may depict optional equipment or may only be available in certain floor plans. Components, appliances and the chassis may have been manufactured in a calendar year before the vehicle's designated model year. All capacities are approximate. The actual length of the vehicle may differ from that indicated in the brochure due to variances in the manufacturing processes and/or installed components. All dry weights are based on standard model features and do not include optional features or equipment. Component part and appliance manufacturers issue limited warranties covering portions of the vehicle not covered under the limited warranty we issue. Copyright Thor Motor Coach, Inc. © OH 11/24/2025