

ALPINE

# ALPINE



**Keystone RV  
Company**

[www.Keystone-Alpine.com](http://www.Keystone-Alpine.com)



# ALPINE

ALPINE 3640RL IN FRENCH ROAST DECOR

**THE ALPINE WAS CRAFTED AND  
ENGINEERED BY THE INDUSTRY'S  
LEADING INNOVATORS AT KEYSTONE RV**

With the mission of bringing a product to the market that surpassed your expectations in quality, aesthetics, and livability — The Alpine is all you've been asking for.

So come experience the Alpine's cutting edge floorplans and amenities. Introduce yourself to the Next Generation of Fifth Wheel...The ALPINE.





- ① Glazed Grand Cherry with Hardwood Doors, Stiles and Fascia
- ② Premium Sofa with Air Mattress
- ③ Huge LCD HDTV

- ④ True Surround Sound System
- ⑤ Name Brand DVD Player
- ⑥ Wood Window Cornice with Lambrequin Legs

## Super Cinema PACKAGE

The Alpine's home theatre system is second to none. In an area where the competition is cutting corners, the Alpine features largest-in-class brand name 1080P LCD TV's, a 1000W brand name surround sound system with built in subwoofer, and a progressive-scan upscaling DVD player that electronically enhances the picture produced by DVD's. Its like having your very own theatre in the comfort of your own fifth wheel. So please... sit back, relax, and enjoy the movie!





# ALPINE

## WHISPER AIR SYSTEM

- The Whisper Air System combines
- Industry leading **High Performance Heat Pump**
  - **Comfort Control Center** for total climate programmability, and
  - The outlet efficiency of an innovative **Ducted Return System** that pulls return air from the entire coach, ...just like your home.



ABUNDANT STORAGE!

## ULTIMATE KITCHEN

ALPINE 3450RL IN FRENCH ROAST DECOR



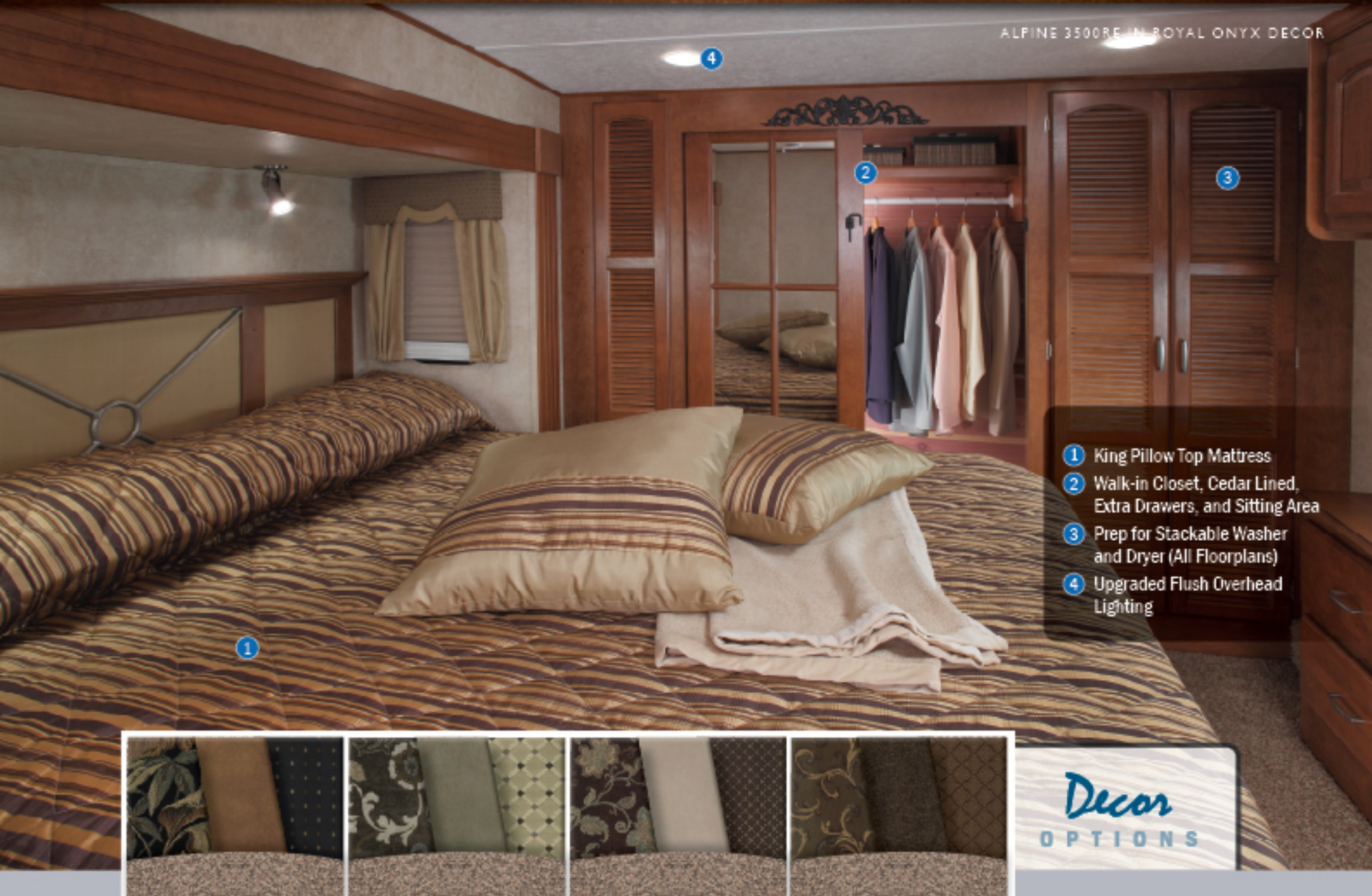
- 1 High Powered Vent Fan with Wall Controls
- 2 Stainless Steel Appliances
- 3 30" Convection Microwave with outside vent

- 4 Corian Range Cover - Hinged for Easy Storage
- 5 Sealed Burner Range
- 6 Corian Counter Tops
- 7 Filtered Water Dispenser
- 8 Under Mounted Stainless Steel Sink




# RETREAT COLLECTION

ALPINE 3500RE IN ROYAL ONYX DECOR



- 1 King Pillow Top Mattress
- 2 Walk-in Closet, Cedar Lined, Extra Drawers, and Sitting Area
- 3 Prep for Stackable Washer and Dryer (All Floorplans)
- 4 Upgraded Flush Overhead Lighting



EBONY VINE

SILVER LEAF

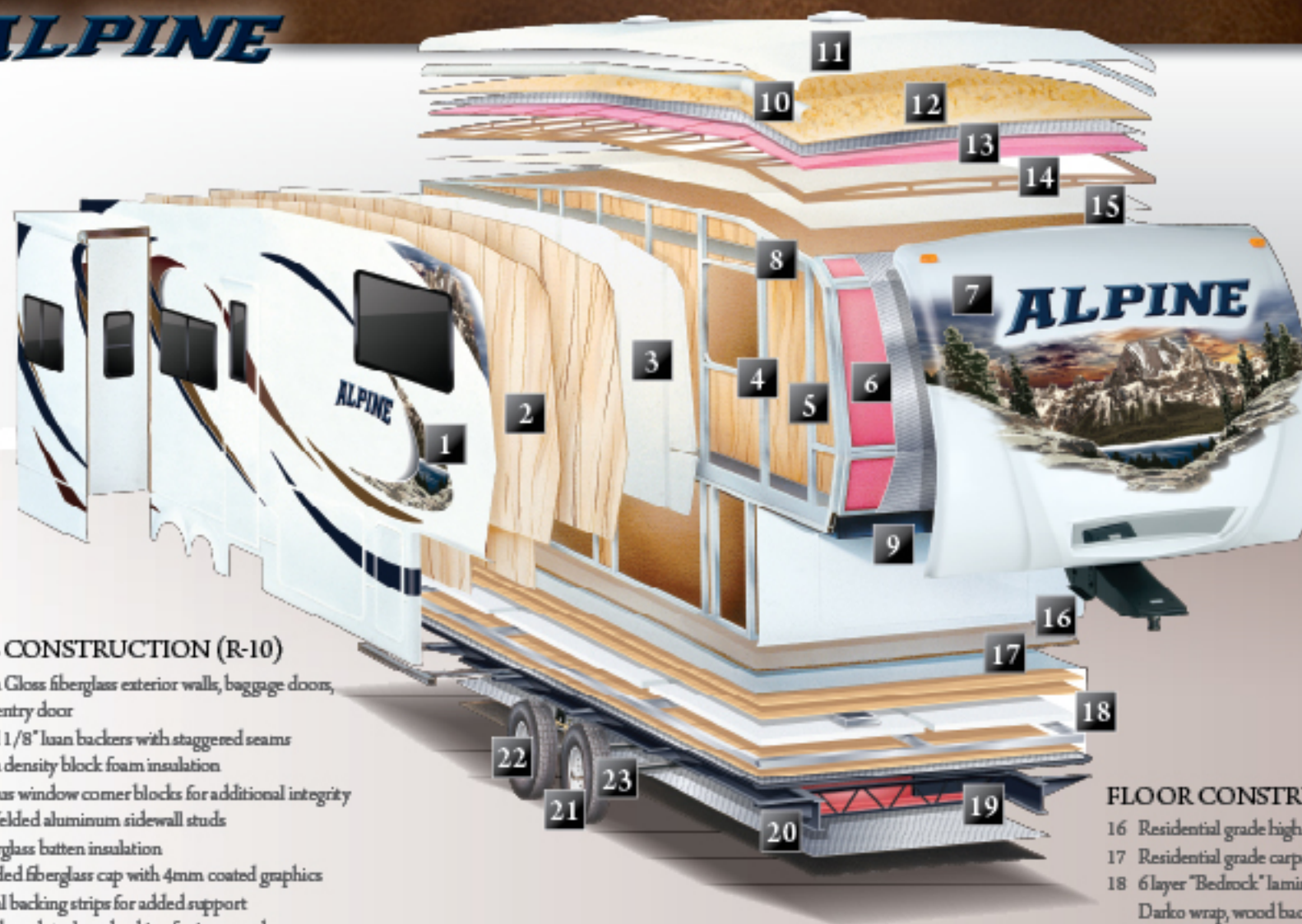
FRENCH ROAST

BOTANICAL

*Decor*  
OPTIONS



# ALPINE



## WALL CONSTRUCTION (R-10)

1. High Gloss fiberglass exterior walls, baggage doors, and entry door
2. Dual 1/8" luan backers with staggered seams
3. High density block foam insulation
4. Radius window corner blocks for additional integrity
5. 2" Welded aluminum sidewall studs
6. Fiberglass batten insulation
7. Molded fiberglass cap with 4mm coated graphics
8. Metal backing strips for added support
9. Cambered steel cap backing for increased turning radius - "Max Turn"

## ROOF CONSTRUCTION (R-28)\*

10. Aluminum radius roof corner molding wrap
11. One-piece EPDM roof with 12-year warranty
12. 3/8" Fully walkable roof decking
13. Thermo-Foil insulation
14. Fiberglass batten insulation
15. 1/8" Ceiling decking with vinyl protection

## ZERO DEGREE RATED

With an impressive list of industry-leading construction advancements, Alpine sets the bar for four season living.

## FLOOR CONSTRUCTION (R-40)\*

16. Residential grade high density carpet with stain protection
17. Residential grade carpet padding
18. 6 layer "Bedrock" laminated floor system featuring: Darko wrap, wood backing, aluminum structure, high density block foam, and Astro-Foil insulation, thermo-insulation
19. Thermo-Shield holding tank insulation featuring: One piece fluted polypropylene fully enclosed subfloor, fiberglass batten insulation, and ducted heat

## TIRES AND CHASSIS

20. 12" steel "powder coated" steel I-beams
21. 16" E-Load radial tires
22. EZ-Lube 8 lug, 7,000lb axles
23. Suspension with steel shackles and greasable brass bushings



## ZERO DEGREE RATED COMPONENTS

- Seamless, one piece underbelly
- Enclosed and heated holding tanks
- Enclosed and heated dump valves
- "Therma-Shield 37" Tank Enclosure
- Tripled vented sub-floor heat ducts
- Astro-Foil underbelly insulation
- R-40 floor insulation
- High density, laminated sidewalls — R-10
- R-28 roof insulation
- "No Sweat" vented attic system
- Heated "waterworks" utility center
- Heated pass-thru storage
- Digital thermostat
- Heated and insulated water lines
- Enclosed low point drain shut-offs
- Fiberglass gooseneck shield

-4° OUTSIDE



With an impressive list of industry-leading construction advancements, Alpine sets the bar for four season living. But don't just take our word for it — look at these official test results from a world leader in heating and cooling technology — Dometic Corporation. Subjected to below zero temperatures inside their legendary test chamber, the following temperatures were recorded inside an Alpine with the thermostat set at 74°;

Living room — 72° ..... Bedroom — 70°  
Bathroom — 75° ..... Pass-Thru/Utility Center — 58°\*

Of course, inside temperatures are only part of the story. With our industry leading "Therma-Shield 37" package, all the holding tanks and dump valves remained completely operational on our test unit with recorded temperatures consistently above 50° in these critical areas. Not everyone needs this kind of protection, but when four season comfort becomes important, make sure you demand the very best — demand an Alpine!

\*Testing was done in a controlled independent environment.



# ALPINE



- 1 The Alpine's Max Turn front cap features an aerodynamic design to give you the **best in class turning radius** and fuel economy. The Cap also features the Industry's most elaborate graphics package: 4mm thick coated front graphics with a multi-year peeling warranty. Hitching up becomes a breeze with the Alpine's 36" Hitch assist mirror and dual LCD docking lights.



- 2 One look at the Alpine's basement storage tells the story-- the Alpine boasts the industry's largest pass-through storage at **over 170 cubic feet!** You won't have to worry about your possessions sliding around that huge storage area, as we've used **non-skid rubber diamond plate** flooring and **metal D-rings** to secure them. As part of the Alpine's standard Thermashield tank and storage insulation, you'll be comforted knowing that there is **ducted heat** to the storage area as well.



- 3 The price point's largest and most durable frame features **12" powder coated steel frame rails** on all floorplans, as well as **7,000lb axles** equalized with the upgraded **Equa-Flex suspension** virtually eliminates damage from vibration caused by road bumps, holes, and cracks to give you a safe and comfortable towing experience. This system tested out significantly better than competing brands by Roush Racing, a third party testing company.

- 4 The **industry's largest entry door** -- over 6'3" tall and 3' wide -- is **safely illuminated** by the Alpine's interior and exterior automatic threshold lighting. When the door opens, the bright recessed lighting comes on! Floor level light switches just inside the entry door make it easy to flip on interior lights so you don't have to enter a dark coach.





- 5** The Alpine's special **motion detecting exterior porch light** is activated by an interior switch and will automatically illuminate your patio area as you exit the Alpine at night to get in your storage area or throw another log on the fire.
- 6** Entering the coach is as simple and safe as it gets. The Alpine's **keyless entry** keypad allows you to program your own unique lock and unlock code.
- 7** The Alpine's ground level **4-step entry steps** make for easy entry-- no giant first step to contend with as on competitive products with 3 steps.
- 8** The Alpine used premium fiberglass for a long lasting exterior finish. Unlike the competition, the Alpine doesn't just feature **high-gloss gel coat fiberglass** on its sidewall, but also on its class **"A" style slam baggage doors** and entry door. This will provide a beautiful even finish over the years.
- 9** The Alpine's **fully enclosed and heated "Water Works" compartment** houses your dump valves, low point drains, exterior shower, black tank flush hookup, quick winterization kit, city water hookups, and even an easy-to-fill soap dispenser!







3200RL



3555RL



3450RL



3600RS



3500RE



3640RL



3700RE

	3200RL	3450RL	3500RE	3555RL	3600RS	3640RL	3700RE
SHIPPING WEIGHT	11530	12245	12287	TBD	TBD	12320	12555
CARRYING CAPACITY	3970	3255	3213	TBD	TBD	3180	2945
HITCH	2345	2240	2235	TBD	TBD	2535	2400
EXTERIOR LENGTH	37' 8"	39' 1"	39' 2"	39' 2"	TBD	39' 11"	39' 5"
EXTERIOR HEIGHT	12' 6"	12' 8"	12' 8"	12' 8"	TBD	12' 8"	12' 8"
FRESH WATER GAL.	66	66	66	66	TBD	66	66
WASTER WATER GAL.	50	50	50	50	TBD	50	50
GREY WATER GAL.	82	82	82	82	TBD	82	82



VIEW ALPINE INTERIOR  
SNAPSHOT PHOTOS AT  
[www.keystone-alpine.com](http://www.keystone-alpine.com)





Keystone's founders kept costs down by watching every penny and keeping overhead low. Building the best RV for the money was the goal and this simple principle became the driving force behind every decision made at Keystone RV.

In just 14 short years, Keystone has grown to be the largest towable manufacturer in the world. With 19 brands, state-of-the-art production and service facilities, unmatched purchasing power, and the strongest emphasis on efficiency and quality in the industry, Keystone is the industry standard in excellence.

By truly listening to our customers and empowering people who are closest to the customers to make product decisions, Keystone has become the leading innovator in our industry.

Each year, new innovations and improvements allow us to set the bar higher — a bar the competition is left chasing.

These philosophies have not been lost as we have grown into the industry's #1 manufacturer, and these same principals were put into developing our new full profile fifth wheels, the Alpine & Avalanche. Innovation, quality, functionality, and aesthetics are woven into every fiber of the Alpine.

So, it is with great excitement and enthusiasm that we introduce to you our newest product, which we have aptly dubbed "The next generation of fifth wheel"... The Alpine.

Happy Camping,

*Team Keystone*



## ATTENTION TO DETAIL

Extraordinary products are made by extraordinary people, and Keystone RV is proud to employ the finest in the industry. The majority of the Alpine team has been part of the Keystone RV family for many years — an All-Star cast if you will — bringing a great deal of experience and product knowledge to every Alpine that rolls off the line.

From our dealer partners and customers that provide a wealth of product feedback and suggestions to the product development team and craftsmen on the line, the entire Alpine team is dedicated to making our product the finest on the market — while maintaining our reputation as "The Next Generation of Fifth Wheel".

**ALPINE**



## EXTERIOR FEATURES

## MAX TURN HIGH-GLOSS FIBERGLASS FRONT CAP &amp; REAR FEATURING:

- 30% better turning radius
- Aerodynamic design w/ 18% better drag efficiency
- Hitch Assist back up mirror w/ lights
- High Gloss exterior sidewalls, baggage doors, and entry door
- Class "A" style dual latch "slam" baggage doors
- Keyless Entry
- Easy open 4-step entry steps w/ recessed rope lighting for visibility
- Super-size 6'4" tall, 30" wide entry door
- Motion activated porch lighting
- Deluxe Graphics package
- High Gloss fiberglass rear cap
- Reverse (back up) lights
- One piece polypropylene underbody
- Triple insulated, ducted and heated holding tanks

## ALL-IN-ONE "WATERWORKS" EXTERIOR UTILITY CENTER FEATURING:

- Easy elphon winterization system
- Water heater bypass
- Enclosed low point drain valves
- Ducted heat for cold weather protection
- Dump valves
- Soap dispenser
- 110V outlet
- Black tank spray hook-up
- 16" E-load radial tires w/ 8 wheel lugs
- Heavy duty 7,000lb axles
- Easy lube axles
- 12" Beams with Z-frame technology

## SUSPENSION FEATURING:

- Improved impact absorption
- Improved axle equalization
- Greasable "wet" bolts
- Long lasting 1/2" steel shackles plates
- Long lasting bronze bushings
- "No Sweat" vented axle system
- 50AMP service w/ detachable power cord
- Hydraulic selector valves for slideouts
- Power front landing jacks w/ 8" diameter all-terrain landing pads
- Gutters w/ rain spouts
- Rear Ladder
- One-Touch electric awning package w/ adjustable arms
- Tinted 50% safety-glass windows
- Electric rear jacks

## UPGRADED APPLIANCE PACKAGE FEATURING:

- Stainless steel stove, range, micro/convection
- 30" Convection oven/microwave
- Sealed burner range w/ 22" oven
- 12 Gallon DSI 2-way water heater
- 42,000BTU furnace
- Digital "Smart" Thermostat with dual zone capability
- Heavy duty residential ball bearing drawer guides
- Extra deep, fully extendable drawers

## DELUXE CORIAN PACKAGE FEATURING:

- Corian Countertops
- Flush Mounted Corian range cover
- Corian sink cover
- Stainless steel extra deep sink with dual bowls
- High rise, single lever kitchen faucet
- Maximized kitchen storage w/ more drawers and pantry space

## SUPER CINEMA PACKAGE FEATURING:

- Huge LCD TV
- True surround sound system w/ subwoofer and directionals
- Name brand DVD player
- Digital TV antenna w/ built in booster
- Dual cable & satellite hookups
- "Sleep & Store" upgraded sofa and airmattress in LR
- 4 high back dinette chairs with built in storage
- Residential dinette w/ wide base, hidden leaf, and center storage
- Extra tall 6'3" main slide height
- Day/night shades
- Ceiling fan with upgraded lighting fixtures
- Electric roof vent in kitchen
- Telephone jack
- LP leak detector
- "One Place Command Center" centrally located operational switches & gauges
- Huge 35" shower with molded seat
- Translucent glass shower door & enclosure
- Hand held massaging shower head
- Skylight over shower
- Porcelain toilet
- Single level master bedroom suite
- Residential 70"x80" king bed
- "Cloud Nine" pillow top mattress
- Residential style headboard
- Cross ventilation bedroom windows where available
- Quilted bedspread and pillows

INTERIOR  
FEATURES  
OPTIONS

- Trail Air Pin Box
- Slide Awning Pig
- Gen Prep
- 13 cu ft Refr
- Central Vac
- Electric Fireplace

- Vent Fan in bedroom
- Bedroom A/C
- Dual Pane Windows
- End Table w/ Lamp
- 2 Bar Stools
- Winterization Kit

- Canadian Compliance
- RVIA Seals
- Go RVIA MEP Fee
- Bedroom TV

## PURCHASING YOUR RV LOCALLY

It's up to you where you purchase your new Alpine, but may we suggest your local dealer? Not only does it help your local economy and provide jobs, but it will also give you an opportunity to develop a service relationship with someone that will come to know you and your coach. Keep in mind, a dealer is required to provide warranty work on units they sell, but are not obligated to provide service on units bought elsewhere. Congratulations on finding the best built, best equipped, best value in the industry, and happy travels!

Go RVing  
Life's A Trip

**RVIA**  
RECREATIONAL VEHICLE  
INDUSTRY ASSOCIATION

**Keystone RV Company**

www.keystonerv.com

2442 Hackberry Drive | P.O. Box 2000  
Goshen, IN 46527-2000 | (317) 525-2100

## ALPS PACKAGE

## NORTH FACE INSULATION PACKAGE:

- Triple Insulated
- Heated basement
- Heat ducting to tanks
- Heated "Water Works" area

## SURE-ROAD BUNDLE:

- Class "A" style slam baggage doors
- Front & Rear power jacks
- Hydraulic front jacks
- High gloss sidewalls & doors
- Electric one-touch awning
- Equa-Flex suspension system

## GOLD KEY SECURITY BUNDLE:

- Outside motion activated lighting
- Automatic threshold lighting
- Keyless Entry

## BEDROCK BUNDLE

- Double laminated flooring
- 12" I-beams w/ Z-frame technology
- Industry's largest pass-through storage

## CHATEAU PACKAGE

## WHISPER AIR BUNDLE:

- 15,000BTU A/C w/ cold air return vents
- Digital "Smart" Thermostat with dual zone capability
- Heat Pump
- Dual zone temperature control

## REWARDS INTERIOR BUNDLE:

- 6" Recessed "Northern" ceiling lights
- Glazed Grand Cherry w/ hardwood doors, drawers, stiles & fascia
- Premium sofa w/ air mattress
- Huge LCD TV
- 12G DSI water heater
- 1000W surround sound with sub woofer

## ULTIMATE KITCHEN BUNDLE:

- Corian Countertops, sink, and range cover
- Stainless steel appliances
- Range w/ sealed burners & 22" oven
- 30" Convection oven/microwave
- Maximized kitchen storage w/ more drawers and pantry space

## RETREAT COLLECTION:

- Deluxe Glazed Grand Cherry wardrobe doors
- Cedar lined walk-in closet w/ dressing bench and storage
- Stackable washer/dryer prep
- Cloud Nine pillow top mattress

**ALPINE**

Product information is as accurate as possible as of the date of publication of this brochure. Features, floor plans, and specifications are subject to change without notice. Please also consult Keystone's web site at [www.keystonerv.com](http://www.keystonerv.com) for more current product information and specifications. **Tow Vehicle Disclaimer:** CAUTION: Owners of Keystone recreational vehicles are solely responsible for the selection and proper use of tow vehicles. All customers should consult with a motor vehicle manufacturer or their dealer concerning the purchase and use of suitable tow vehicles for Keystone products. Keystone disclaims any liability or damages suffered as a result of the selection, operation, use or misuse of a tow vehicle. **KEYSTONE'S LIMITED WARRANTY DOES NOT COVER DAMAGE TO THE RECREATIONAL VEHICLE OR THE TOW VEHICLE AS A RESULT OF THE SELECTION, OPERATION, USE OR MISUSE OF THE TOW VEHICLE. 4/2011**