



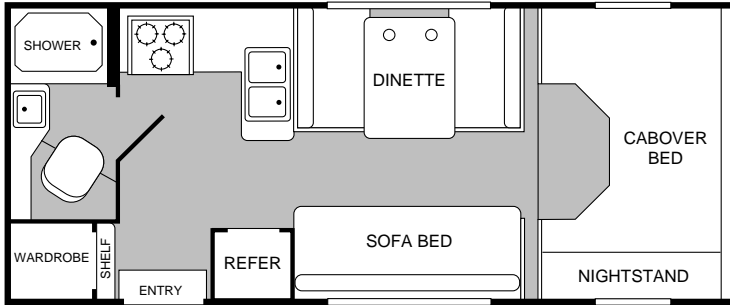
TIOGA[®]

FLEETWOOD[®] RV

**If you want your travels to include comfort and style,
Tioga gets you off to the perfect start.**

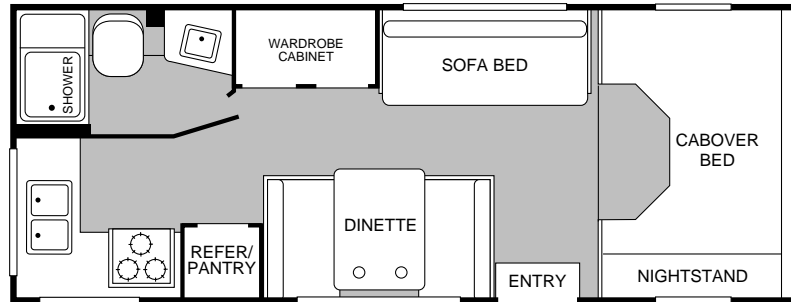
When you come aboard the Tioga, take a good look around. You'll see a spacious, inviting, and fully-equipped interior designed precisely for your comfort, convenience, and on-the-go agenda. Up front, you'll get the full impact of Tioga's wider body design, which means an immediate increase in comfort and space for you and fellow travelers. Also, Tioga's patented slider bunk offers no-fuss lodging that makes the most of overhead room. Toward the living areas, name-brand appliances, dovetailed drawer cabinetry and Flexsteel[®] furniture assure you that every aspect of easy living has been addressed. And when it comes to construction, Tioga is in a class of its own. Drawing on Fleetwood's 50 years of RV-building experience, innovative vacubond construction and a steel or aluminum cage is utilized in the sidewalls, roof and floor of Tioga to provide increased substructure integrity, strength and insulation. Spend some time in Tioga and you'll see why it's the country's most popular mini and everything you're looking for in a motor home. Ready? Set? Let your travels begin.

2000 Tioga Floor Plans



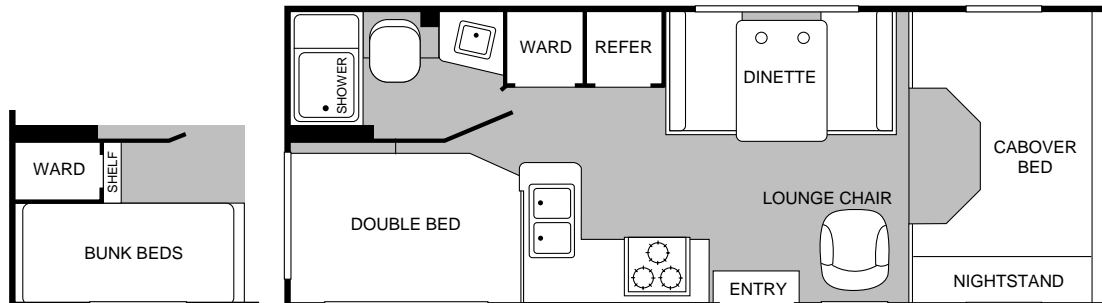
MODEL 22C

- *Dinette*
- *Roomy Cabover Bed*
- *Sofa Bed*
- *Fully Enclosed Bathroom*
- *Compact Size*



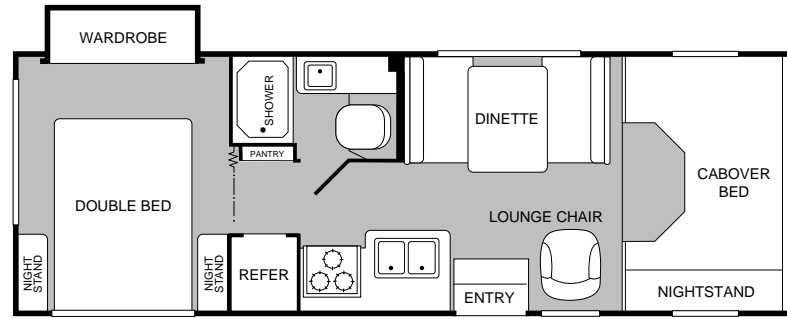
MODEL 23B

- *Sofa Bed and Dinette*
- *Roomy Cabover Bed*
- *Rear Kitchen*
- *Fully Enclosed Bathroom*
- *Large Wardrobe Cabinet*
- *Available 4-Wheel Drive*



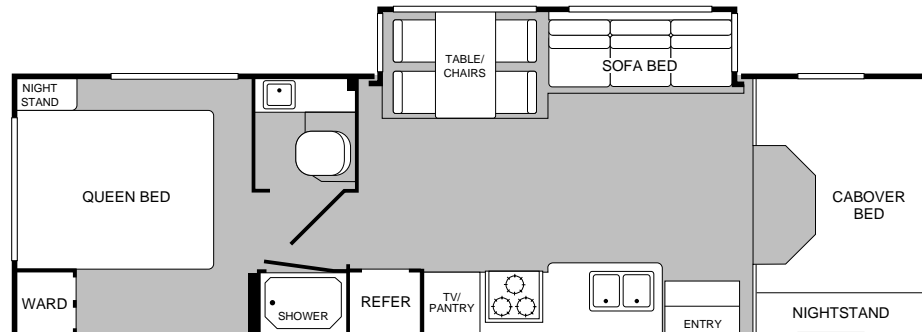
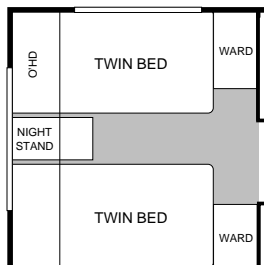
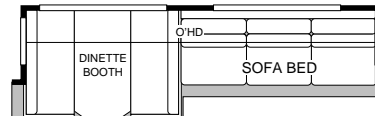
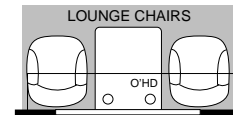
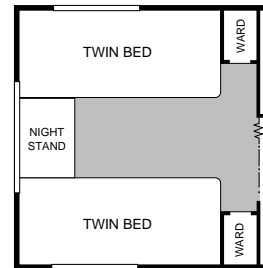
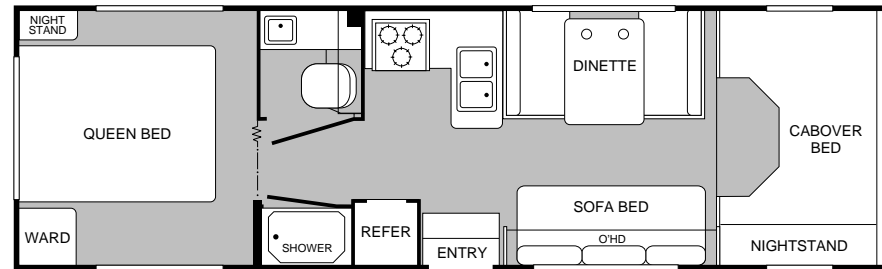
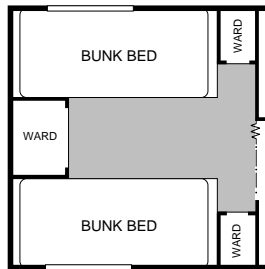
MODEL 24D

- *Roomy Cabover Bed*
- *Lounge Chair*
- *Double Bed*
- *Optional Bunk Beds and Extra Ward*
- *Fully Enclosed Bathroom*
- *Available 4-Wheel Drive*



MODEL 26F

- Dinette
- Roomy Cabover Bed
- Lounge Chair
- Island Double Bed
- Wardrobe Slide-Out
- Fully Enclosed Bathroom
- Power Platform II
- Also Available in a Luxurious SL Model



MODEL 29Z

- Sofa Bed and Dinette
- Optional Lounge Chairs with Table
- 3 Bedroom Layout Options
- Split Bathroom
- Power Platform II
- Also Available in a Luxurious SL Model
- Available 4-Wheel Drive

MODEL 31W

- Living Room Slide-Out
- Queen Bed or Optional Twin Beds
- Split Bathroom
- Power Platform II
- Also Available in a Luxurious SL Model

Exterior Features for the 2000 Tioga

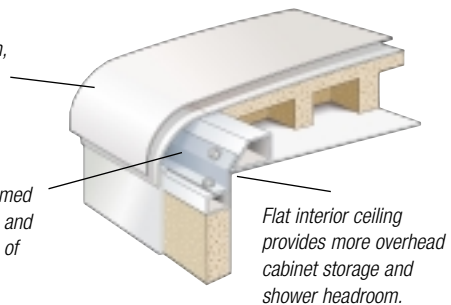
Tioga is the place to start when you want a little bit of everything in your first motor home. From its flawless Filon® fiberglass exterior with dazzling, dynamic color graphics to its thoughtful Velvac® breakaway mirrors on the SL model, you know this coach was designed to take you places in comfort and safety.

Then there's Tioga's vacubonded ceiling, walls, and floor providing stability in Tioga's infrastructure, structural durability, and aerodynamic appeal. Look up and you'll see Tioga's curved roof and flat ceiling that allows for more interior headroom, improved roof strength, and optimum insulation. You'll find plenty of smartly engineered features such as easy-to-use storage areas, steel-reinforced exterior compartments and single key access to all doors and storage compartments.

Tioga Roof Construction

The curved exterior roof is an aerodynamic design, and allows water to flow right off.

An aluminum or steel-framed ceiling gives the strength and support needed for years of trouble-free use.



Flat interior ceiling provides more overhead cabinet storage and shower headroom.

EXTERIOR AUTOMOTIVE

Trailer Hitch
Mud Flaps

INTERIOR AUTOMOTIVE

Driver/Passenger Door with Power Windows & Locks
AM/FM Cassette Stereo with Digital Tuning
3-Point Seat Belts on Driver/Passenger Seats
Cruise Control
Auxiliary Start Circuit
Cab Air Conditioner

SAFETY

Smoke Detector
Fire Extinguisher
LP Leak Detector
CO Detector

INTERIOR

Fabric Ceiling
Stainless-Steel, Double Galley Sink
Sink Cover
Pleated Shades
Entry Door with Dead Bolt Lock
Entry Door with Screen and Window
54"x 76" Cabover Bed
Television Cabinet
Dovetail Drawer Construction
Radius-Corner Cabinetry
Carpeting with Carpet Pad
96" Wide Interior
Vinyl Flooring-Galley/Lavy
Bunk Ladder
Bedsread
Molded Tub/Shower Pan
Foam Board Insulation

New Tioga Features For 2000

Our engineering may set us apart from the rest. But the things you'll notice most, when you and your family take a trip, are the top-of-the-line features. This year we have, once again, added to an already large list of features with the following:

- Cabover Nightstand
- EZ-Store Slide System on 31W Model
- Wardrobe Slide-Out on 26F Model
- Oversized Touring Window at Dinette (Available Models)

2000 Tioga Standard Features

EXTERIOR

Smooth Fiberglass Side Walls
Crowned Rubber Roof
Awning Drip Rail (Both Sides)
Exterior Shower
12V Patio Light
GFI Protected Patio Receptacle
12V Roadside Utility Light (Basement Units)
Radius-Corner, Tinted Windows
Spare Tire and Carrier
Tioga Logo Badging
Chrome-Plated Front Bumper
Powder Coated Rear Bumper

EXTERIOR STORAGE

Sewer Hose Compartment
Exterior Storage Compartments
Lockable Storage Compartments

ENTERTAINMENT

Exterior Entertainment Center
20" Panasonic® Color TV with Remote (Model 31W only)
Pre-wired for Cable TV

APPLIANCES

Demand Water System
12V Bath Vent
Television Antenna
3 Burner, High-Output Range with Oven
6-Gallon Water Heater with D.S.I.
Water Heater Bypass
Marine Toilet
Floor-Mounted LPG Tank
12V Lighting System
GFI Circuit Protection
Battery Charger
AC/DC Power Converter
Pre-wired for Telephone

2000 Tioga Options

TIOGA SL MODELS

EXTERIOR AUTOMOTIVE	22C	23B	24D	26F	29Z	31W	26F	29Z	31W
Chevy Chassis 7.4L Vortec Engine	OPT	OPT	OPT	N/A	N/A	N/A	N/A	N/A	N/A
Ford Chassis 6.8L Triton Engine	OPT	OPT	OPT	OPT	OPT	OPT	OPT	OPT	OPT
Mor-Ryde® Suspension Enhancement	N/A	OPT	OPT	OPT	OPT	N/A	OPT	OPT	N/A
4X4 Conversion–Ford	N/A	OPT	OPT	N/A	OPT	N/A	N/A	OPT	N/A

EXTERIOR	22C	23B	24D	26F	29Z	31W	26F	29Z	31W
Awning (USA Only)	OPT	OPT	OPT	OPT	OPT	OPT	OPT	OPT	OPT
Steel Running Boards–Ford	OPT	OPT	OPT	OPT	OPT	OPT	N/A	N/A	N/A
Fiberglass Running Boards	N/A	N/A	N/A	N/A	N/A	N/A	STD	STD	STD
Aluminum Running Boards	STD	STD	STD	STD	STD	STD	N/A	N/A	N/A
Ladder	OPT	OPT	OPT	OPT	OPT	OPT	OPT	OPT	OPT
Power Entry Step	OPT	OPT	OPT	OPT	OPT	OPT	STD	STD	STD
Wheel Covers	STD	STD	STD	STD	STD	STD	N/A	N/A	N/A
Stainless Steel Wheel Simulators–Chevy	OPT	OPT	OPT	N/A	N/A	N/A	N/A	N/A	N/A
Stainless Steel Wheel Simulators–Ford	OPT	OPT	OPT	OPT	OPT	OPT	STD	STD	STD
Undercoating	OPT	OPT	OPT	OPT	OPT	OPT	STD	STD	STD
Velvac® Breakaway Mirrors	OPT	OPT	OPT	OPT	OPT	OPT	N/A	N/A	N/A
Power-Heated Exterior Mirrors	N/A	N/A	N/A	N/A	N/A	N/A	STD	STD	STD
Additional Paint	N/A	N/A	N/A	N/A	N/A	N/A	STD	STD	STD
Full-Width Storage Compartment	N/A	N/A	N/A	STD	STD	N/A	STD	STD	N/A
Central Utility Compartment	N/A	N/A	N/A	STD	STD	STD	STD	STD	STD
Strut-Assisted Luggage Doors	N/A	N/A	N/A	N/A	N/A	N/A	STD	STD	STD
Heated Enclosed Holding Tank	N/A	N/A	N/A	STD	STD	STD	STD	STD	STD

INTERIOR AUTOMOTIVE	22C	23B	24D	26F	29Z	31W	26F	29Z	31W
Dash Upgrade–Ford	OPT	OPT	OPT	OPT	OPT	OPT	STD	STD	STD
Dash Upgrade–Chevy	OPT	OPT	OPT	N/A	N/A	N/A	N/A	N/A	N/A

INTERIOR	22C	23B	24D	26F	29Z	31W	26F	29Z	31W
Lounge Chairs with Cantilever Table	N/A	N/A	N/A	N/A	OPT	N/A	N/A	OPT	N/A
Side Dinette with 60" Sofa	N/A	N/A	N/A	N/A	N/A	OPT	N/A	N/A	OPT
Twin Beds with Nightstand	N/A	N/A	N/A	N/A	OPT	OPT	N/A	OPT	OPT
Bunk Beds	N/A	N/A	OPT	N/A	N/A	N/A	N/A	N/A	N/A
Double Bunks	N/A	N/A	N/A	N/A	OPT	N/A	N/A	OPT	N/A
Hardwood Refrigerator Insert Panel	N/A	N/A	N/A	N/A	N/A	N/A	STD	STD	STD
Shower Curtain	STD	STD	STD	STD	N/A	N/A	STD	N/A	N/A
Glass Shower Door	N/A	N/A	N/A	N/A	STD	STD	N/A	STD	STD
Galley Window with Mini Blinds	N/A	STD	N/A	N/A	N/A	STD	N/A	N/A	STD
Sofa Bed	STD	STD	N/A	N/A	STD	STD	N/A	STD	STD
Side Dinette	STD	STD	STD	STD	STD	N/A	STD	STD	N/A
Free-Standing Dinette and Chairs	N/A	N/A	N/A	N/A	N/A	STD	N/A	N/A	STD
Queen Innerspring Mattress	N/A	N/A	N/A	N/A	STD	STD	N/A	STD	STD
Double Innerspring Mattress	N/A	N/A	STD	STD	N/A	N/A	STD	N/A	N/A

BODY STRUCTURE	22C	23B	24D	26F	29Z	31W	26F	29Z	31W
Basement Floor Construction	N/A	N/A	N/A	STD	STD	STD	STD	STD	STD
Aluminum-Cage Vacubond Side Walls	N/A	N/A	N/A	N/A	N/A	STD	N/A	N/A	STD
Steel-Cage Vacubond Side Walls	STD	STD	STD	STD	STD	N/A	STD	STD	N/A
Power Platform II	N/A	N/A	N/A	STD	STD	STD	STD	STD	STD

TIOGA SL MODELS

APPLIANCES	22C	23B	24D	26F	29Z	31W	26F	29Z	31W
Fantastic® Power Roof Vent	OPT	OPT	OPT	OPT	OPT	OPT	OPT	OPT	OPT
Microwave Oven	OPT	OPT	OPT	OPT	OPT	STD	OPT	OPT	STD
25M BTU Auto Ignition Furnace	STD	STD	STD	N/A	N/A	N/A	N/A	N/A	N/A
31M BTU Auto Ignition Furnace	N/A	N/A	N/A	STD	STD	STD	STD	STD	STD
A/C 13.5M BTU with Solar Battery Charge	OPT	OPT	OPT	OPT	OPT	OPT	N/A	N/A	N/A
A/C 15.0M BTU with Solar Battery Charge	N/A	N/A	N/A	N/A	N/A	N/A	STD	STD	STD
In-Ceiling Ducting for A/C	OPT	OPT	OPT	OPT	OPT	OPT	STD	STD	STD
Double Door Refrigerator	STD	STD	STD	STD	STD	STD	N/A	N/A	N/A
Large Dometic® Double Door Refrigerator	N/A	N/A	N/A	N/A	N/A	N/A	STD	STD	STD

ELECTRICAL	22C	23B	24D	26F	29Z	31W	26F	29Z	31W
Auxiliary Battery	STD	STD	STD	N/A	STD	N/A	N/A	N/A	N/A
Dual Auxiliary Batteries	OPT	OPT	OPT	STD	OPT	STD	STD	STD	STD
12V Battery Disconnect	OPT	OPT	OPT	OPT	OPT	OPT	STD	STD	STD
Prewired for 4.0kW Generator	STD	STD	STD	STD	STD	STD	N/A	N/A	N/A
4.0kW Generator Onan® Micro Quiet	OPT	OPT	OPT	OPT	OPT	OPT	STD	STD	STD
CSA 4.0kW Generator Onan® Micro Quiet	OPT	OPT	OPT	OPT	OPT	OPT	STD	STD	STD
Prewired for Microwave Oven	STD	STD	STD	STD	STD	N/A	STD	STD	N/A
Prewired for Roof A/C	STD	STD	STD	STD	STD	STD	N/A	N/A	N/A
CSA Package–Chevy	OPT	OPT	OPT	N/A	N/A	N/A	N/A	N/A	N/A
CSA Package–Ford	OPT	OPT	OPT	OPT	OPT	OPT	OPT	OPT	OPT

ENTERTAINMENT	22C	23B	24D	26F	29Z	31W	26F	29Z	31W
DSS Manual Lift/Satellite Dish	OPT	OPT	OPT	OPT	OPT	OPT	OPT	OPT	OPT
Cabover Entertainment Center w/20" TV	OPT	OPT	OPT	OPT	OPT	N/A	OPT	OPT	N/A
13" Panasonic® Color TV/VCR–VHS w/ Remote	OPT	OPT	OPT	OPT	OPT	N/A	OPT	OPT	N/A
20" Panasonic® Color TV/VCR–VHS w/ Remote	N/A	N/A	N/A	N/A	N/A	STD	N/A	N/A	STD

SLIDE-OUT	22C	23B	24D	26F	29Z	31W	26F	29Z	31W
Living Room–Sofa/Table with Chairs	N/A	N/A	N/A	N/A	N/A	STD	N/A	N/A	STD
Bedroom Wardrobe–Closet/Organizer	N/A	N/A	N/A	STD	N/A	N/A	STD	N/A	N/A

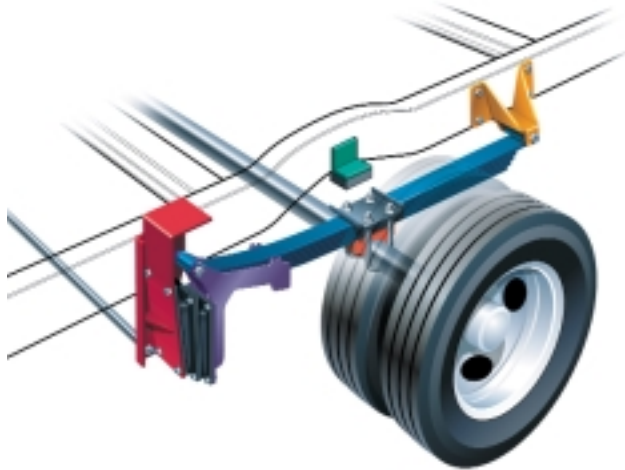
SLEEPING ACCOMMODATIONS	22C	23B	24D	26F	29Z	31W	26F	29Z	31W
Dinette	40"x 74"	40"x 74"	40"x 74"	40"x 74"	40"x 74"	N/A	40"x 74"	40"x 74"	N/A
Double Bed	N/A	N/A	52"x 76"	52"x 74"	N/A	N/A	52"x 74"	N/A	N/A
Queen Bed	N/A	N/A	N/A	N/A	60"x 74"	60"x 74"	N/A	60"x 74"	60"x 74"
Cabover Bed	54"x 76"	54"x 76"	54"x 76"	54"x 76"	54"x 76"	54"x 76"	54"x 76"	54"x 76"	54"x 76"
Sofa Bed	42"x 68"	42"x 68"	N/A	N/A	42"x 68"	42"x 68"	N/A	42"x 68"	42"x 68"

SLEEPING ACCOMMODATIONS (OPT)	22C	23B	24D	26F	29Z	31W	26F	29Z	31W
Side Dinette with 60" Sofa	N/A	N/A	N/A	N/A	N/A	42"x 60"	N/A	N/A	42"x 60"
Bunk Beds	N/A	N/A	30"x 74"	N/A	30"x 74"	N/A	N/A	30"x 74"	N/A
Twin Beds	N/A	N/A	N/A	N/A	38"x 74"	38"x 74"	N/A	38"x 74"	38"x 74"
Entertainment Center–Bed	28"x 76"	28"x 76"	28"x 76"	28"x 76"	28"x 76"	N/A	28"x 76"	28"x 76"	N/A

Product information and photography included in this brochure were as accurate as possible at the time of publication. For the most current product information and changes, please visit our Website at www.fleetwood.com or contact your local Fleetwood dealer. Subsequent refinements may be evident in the actual product. Prices and specifications are subject to change without notice. All fuel and liquid capacities are approximate and dimensions are nominal. Fleetwood has designed its motor home brands to provide a variety of potential uses for its customers. Each unit features the optimum storage, fluid, seating and sleeping capabilities. Though the customer enjoys this potential, he/she also has the responsibility to select the proper combinations of loads without exceeding the chassis weight capacities.

Mor-Ryde® Suspension

The optional Mor-Ryde Suspension Enhancement System guarantees a smooth and quiet ride in your Tioga by reducing suspension vibration and absorbing the impact of road shock. Rubber shear springs increase axle and suspension movement to isolate and assimilate jarring road activity, resulting in undisturbed contact between the road and your Tioga, and a nearly flawless driving experience for you.



Drawing is for illustrative purpose only to highlight aspects of motor home construction. Actual motor home design depends on model and is subject to change.



2000 Tioga Specifications

TIOGA SL MODELS									
ENGINES AVAILABLE	22C	23B	24D	26F	29Z	31W	26F	29Z	31W
Ford	6.8L/V10	6.8L/V10	6.8L/V10	6.8L/V10	6.8L/V10	6.8L/V10	6.8L/V10	6.8L/V10	6.8L/V10
Ford Wheel Base	138"	158"	158"	176"	198"	214"	176"	198"	214"
Chevy	7.4L	7.4L	7.4L	N/A	N/A	N/A	N/A	N/A	N/A
Chevy Wheel Base	139"	159"	159"	N/A	N/A	N/A	N/A	N/A	N/A
Ford 4X4 Conversion	N/A	6.8L/V10	6.8L/V10	N/A	6.8L/V10	N/A	N/A	6.8L/V10	N/A
GVWR/GAWR RATING	22C	23B	24D	26F	29Z	31W	26F	29Z	31W
Ford – GVWR (1)	10,700	11,500	11,500	14,050	14,050	14,050	14,050	14,050	14,050
Chevy – GVWR (1)	11,500	12,300	12,300	N/A	N/A	N/A	N/A	N/A	N/A
Ford – Front GAWR (2)	3,700	4,600	4,600	4,600	4,600	4,600	4,600	4,600	4,600
Ford – Rear GAWR (2)	7,500	7,810	7,810	9,450	9,450	9,450	9,450	9,450	9,450
Chevy – Front GAWR (2)	4,300	4,300	4,300	N/A	N/A	N/A	N/A	N/A	N/A
Chevy – Rear GAWR (2)	8,600	8,600	8,600	N/A	N/A	N/A	N/A	N/A	N/A
GCWR RATING	22C	23B	24D	26F	29Z	31W	26F	29Z	31W
Ford 6.8L with 4.63 Differential – E40 (3)	N/A	N/A	N/A	17,550	17,550	17,550	17,550	17,550	17,550
Ford 6.8L with 4.10 Differential – E30 (3)	14,200	15,000	15,000	N/A	N/A	N/A	N/A	N/A	N/A
Chevy 7.4L with Differential (3)	15,800	15,800	15,800	N/A	N/A	N/A	N/A	N/A	N/A
UNIT DIMENSIONS	22C	23B	24D	26F	29Z	31W	26F	29Z	31W
Overall Length–Ford (4)	22' 6"	23' 11"	24' 11"	26' 11"	29' 11"	31' 3"	26' 11"	29' 11"	31' 3"
Overall Length–Chevy (4)	22' 11"	24' 4"	25' 4"	N/A	N/A	N/A	N/A	N/A	N/A
Overall Height with A/C	10' 7"	10' 7"	10' 7"	11' 4"	11' 4"	11' 4"	11' 4"	11' 4"	11' 4"
Overall Width (maximum)	99"	99"	99"	99"	99"	99"	99"	99"	99"
Interior Height (maximum)	79"	79"	79"	79"	79"	79"	79"	79"	79"
Interior Width (maximum)	96"	96"	96"	96"	96"	96"	96"	96"	96"
BASEMENT CAPACITY (CU.FT.)	22C	23B	24D	26F	29Z	31W	26F	29Z	31W
Exterior Storage Est.	N/A (5)	N/A (5)	N/A (5)	48	79	61	48	79	61
LIQUID CAPACITIES (GALLONS/LITERS)	22C	23B	24D	26F	29Z	31W	26F	29Z	31W
Fresh Water	30/114	35/132	30/114	30/114	40/151	40/151	30/114	40/151	40/151
Grey-Water Holding	30/114	36/136	36/136	35/132	32/121	35/132	35/132	32/121	35/132
Body-Waste Holding	25/95	35/132	35/132	33/125	35/132	35/132	33/125	35/132	35/132
Appliance LPG Tank (wc/see note)	14/53	14/53	14/53	14/53	14/53	14/53	14/53	14/53	14/53
Fuel Tank (Ford)	35/132	55/208	55/208	55/208	55/208	55/208	55/208	55/208	55/208
Fuel Tank (Chevy)	35/132	55/208	55/208	N/A	N/A	N/A	N/A	N/A	N/A

Note: Tank manufacturer's listed water capacity (wc). Actual filled LP capacity is 80% of listing due to safety shutoff required on tank.

1. GVWR (Gross Vehicle Weight Rating): Means the maximum permissible weight of this motor home. The GVWR is equal to or greater than the sum of the unloaded vehicle weight plus the net carrying capacity.
2. GAWR (Gross Axle Weight Rating): Means the maximum permissible loaded weight a specific axle is designed to carry.
3. GCWR (Gross Combination Weight Rating): Means the value specified by the motor home manufacturer as the maximum allowable loaded weight of this motor home with its towed trailer or towed vehicle. Towing and braking capacities may differ. Refer to Fleetwood and chassis manufacturer manuals for complete information.
4. Overall lengths taken from front bumper to rear bumper.
5. Information not available at time of publication.


FLEETWOOD® RV

Fleetwood Enterprises, Inc.
RV Marketing
P.O. Box 7638
Riverside, CA 92513-7638



TIOGA®
FLEETWOOD® RV

Your local Fleetwood RV dealer is:



TO FIND A FLEETWOOD DEALER near you, call 24 hours a day at 1-800-444-4905 or visit our Website at www.fleetwood.com

FOR CUSTOMER ASSISTANCE, call toll free 24 hours a day at 1-800-322-8216, visit our Website, or you may write to Fleetwood Enterprises, Inc., P.O. Box 7638, Riverside, CA 92513-7638.

Product information and photography included in this brochure were as accurate as possible at the time of publication. For the most current product information and changes, please visit our Website at www.fleetwood.com or contact your local Fleetwood dealer. Subsequent refinements may be evident in the actual product. Prices and specifications are subject to change without notice. All fuel and liquid capacities are approximate and dimensions are nominal. Fleetwood has designed its motor home brands to provide a variety of potential uses for its customers. Each unit features the optimum storage, fluid, seating and sleeping capabilities. Though the customer enjoys this potential, he/she also has the responsibility to select the proper combinations of loads without exceeding the chassis weight capacities.

© 1999 Fleetwood Enterprises, Inc.

Inventory Control Number 460002/2nd Edition 12/99



This award certifies that Fleetwood has met Ford's rigid quality standards for modifying a Ford chassis.