

*Engine sled +
Transmission gears*

TREK By Safari



'98

TREK - *The small coach*




A galley to rival the largest Class A - complete with full size appliances and Genovese™ solid-surface countertops. With its spacious cabinets, deep Genovese™ sinks, and bright 120V fluorescent lighting, the Trek is truly a chef's delight.

Beauty and value can be found together - in the Trek. The cabinetry unites premium

Northwest hardwoods with the luster or marble. The honey-tinted alder is light weight and moisture-resistant, so our cabinets are as durable as they are beautiful. The Genovese™ counters have the grace and hardness of stone, but are easy to repair as well.

With its rich designer upholstery and decor, tremendous interior space, and long list of standard features, you might confuse the Trek with a 40' long touring coach. But the Trek manages to fit this package into a surprisingly small space, making it the only luxury-class motorhome of its kind. The Trek is the small coach . . . with a very big attitude.




... with a *BIG ATTITUDE*

The Trek comes as fully equipped as any coach of any size. Power amenities such as a premium Onan™ generator, 1000W inverter, house solar panel, and residential lighting are all standard features. Ducted roof air conditioning, rear view camera, and a custom Delco™ stereo system are all part of the package. And with the attractively-priced TrailBreaker Package, which includes awning, levellers, and air horns, the Trek becomes the complete coach for the serious RVer.

The Trek is also the perfect coach for the serious boondocker. With its small size and easy drivability, it can go places the big coaches can't. And when you find the perfect lakeside campsite, you can stay there a long while. The Trek's large fluid capacities, pass-through basement storage, and smart power-management systems make extended stays possible without hook-ups.

Indeed, the Trek matches all the features and amenities, even the storage, of coaches far larger. But those coaches can't match the nimble Trek for simple drivability. The stress of city driving, the hassles of parking . . . with the Trek it is all so much easier. The Trek's Chevrolet chassis offers a choice of engines: a durable and fuel efficient diesel workhorse or the supercharged Vortec™ gas engine. Either choice gives you plenty of power, performance, and economy.

Safari specializes in luxury motorhomes, and the Trek is built to the same exacting standards as their most expensive luxury diesel pusher. The Trek's aircraft-style construction gives it a light but amazingly strong framework. You will not find particle board or simulated wood in a Trek - only the genuine article. And where others manufacturers cover fiberglass with decals that fade and peel, we protect our entire coach with long-lasting urethane paint - the same as a Mercedes-Benz. Inside and out, the Trek's great looks and exact fit-and-finish are destined to last.






Safari Motor Coaches has grown in just ten years to become America's leading manufacturer of luxury motorhomes. Safari introduced the Trek in 1990, bringing a new level of quality and livability to RVers who prefer a smaller, easy to drive motorhome. Today over 2000 families are enjoying their Trek.



1998 TREK Specifications & Features

All Specifications Subject to
Change Without Notice or Obligation.



Kitchen & Bath Features
Full-Power Micro-Convection Oven
Power Range Hood
3-Burner LPG Rangetop
8 cu.ft. Dometic® Refrigerator
Fantastic Fan™ in Galley
120V Fluorescent Lighting in Galley
Genovese™ Solid Surface Countertops
w/ Integrated Sinks
6 Gallon Hot Water Heater
Power Vent in Bath

Power Features
3.6kW LPG Onan Microlite™ Generator
(w/ P32 Diesel Chassis)
4.0 kW Gasoline Onan Microlite™ Generator
(w/ P32 Vortec Chassis)
Freedom 10™ 1000W Inverter
50 Amp Charger
Solar System (20W Panel)
DuoTherm™ 13,500 BTU Ducted A/C
42,000 BTU Suburban® Furnace

Capacities
Fresh Water - 80 Gallons
Fuel - 60 Gallons
Grey Tank - 40 Gallons
Black Tank - 40 Gallons
LPG Gas - 35 Gallons

Cabinetry, Fixtures, Decor
Hardwood Cabinetry
Large Shower w/ Skylight
Mini Blind Window Coverings
Full Wraparound Privacy Windshield Drapes
Expanding Dinette
Electro-Majic™ Bed
Plush Carpet Throughout

Entertainments and Luxuries
20" Color Television
Amplified Television Antenna
Cable TV Hookup
Phone Hookup

Chassis and Mechanical
Chevrolet P-32 Chassis
6.5L GM Diesel or 454 CID Vortec Gasoline
24' GVWR 14800, GCWR 19000
28' GVWR 16500, GCWR 21000
Electric Power Step
Tow Hitch
Basement Storage
Enclosed Storage Tanks
Urethane Paint, Base & Clear Coats
Painted Aluminum Skirts and Siding
225/70R-19.5(F) Tires
Stainless Steel Wheel Liners

Driving Comforts
Cruise Control
Automatic Transmission
Four Wheel Anti-Lock Disc Brakes
ICC Switch
6-Way Power Driver Seat
Heated, Remote-Controlled Rear View
Mirrors w/ Turn Signals
Delco AM/FM Dash Radio w/
Cassette Deck
Rear Camera and Monitor
Dash Air Conditioning and Heating
3-Speed Defrost Fan

OPTIONS

Pathmaker Package
Hydraulic Leveling System
Patio Awning
Air Horns

Other Options
Electro-Majic™ Bed Sleep Sack
Double Pane Windows
Wood Plank Floor in Galley
Wood Plank Floor in Bath
Full Plank Floor
CB Radio
Datron Mobile Satellite System
Delco Telepath™ GPS Navigator
VCR
Window Awning
Mural

Featuring the Patented ElectroMajic™ Bed

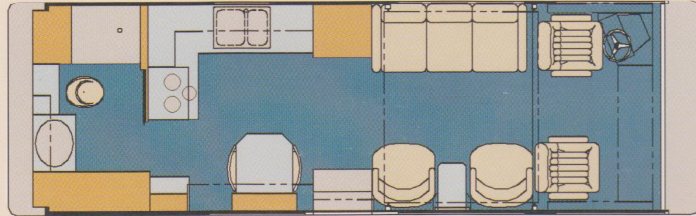


Hides in the ceiling by day
for extra living room and comfort

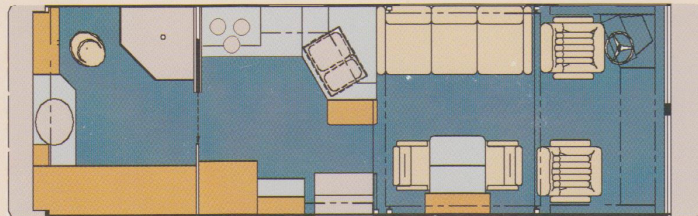


Lowers to a full-sized bed at night
... one of the most comfortable you'll ever enjoy

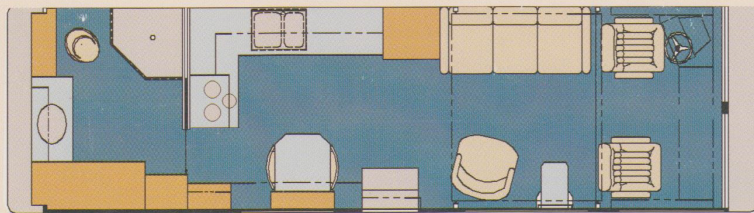
1998 Safari TREK Floor Plans



2430 Luxury Living



2480 Deluxe Rear Bath



2830 Luxury Living
Extra Large Galley



Your Local Dealer



Safari Motor Coaches • P. O. Box 740 • Harrisburg, OR 97446
1-800-458-8735 • www.safarimotorcoaches.com