

1 9 9 8

# *Vectra* Grand Tour™

Innovative design, functional floorplans, abundant storage space and meticulous craftsmanship. At Winnebago Industries we believe a luxury-class motor home must offer far more than just luxury.



36WQ

**WINNEBAGO**  
INDUSTRIES



## ENGINEERED FOR LUXURIOUS LIVING.

The 1998 Vectra Grand Tour is the result of innovative ideas and superior engineering. And the same can be said for each and every element of its construction. Things like the laser aligned steel cab structure, or the air conditioning duct work routed in the insulated roof or our exclusive 12-stage rust-proofing process. These are representative of the innovative design, exacting quality and uncompromising construction Winnebago Industries is famous for. Vectra Grand Tour — the ideal blend of engineering excellence and luxurious living.




36WA

*Each Vectra Grand Tour model is a widebody providing additional space in the cabinetry, aisles, bedroom and bathroom. Vectra Grand Tour features a 3 1/4" thick roof with routed duct work for superior air distribution through dampening, directional vents. This creates a cleaner exterior roof line. Two residential style air compressors located in the foundation provide quiet, efficient cooling. The 36WQ (below) includes an available slideout which quickly increases the living area's space.*



36WQ





35WQ

To provide the driver and passenger with better sight lines, Winnebago Industries built the Vectra Grand Tour with narrower steel corner pillars, a taller windshield and side windows, and a shorter front-end design. The 35WQ diesel pusher (shown above) has a quieter ride up front and increased payload. An available 7" dash-mounted video monitor system assists the driver when backing-up or hooking-up a tow vehicle.



36WQ

The kitchen includes spacious counter tops, a microwave/convection oven, an available side-by-side refrigerator/freezer (not available 34WQ) with built-in icemaker, and a built-in coffee maker.



36WQ

The 36WQ's available entertainment center neatly houses a 19" TV and available VCR. When extended, the slideout's sectional sofa separates into a sofa and reclining lounge chair.



34WQ

Generously sized driver and passenger seats provide increased comfort and lumbar support. A 6-way power assist driver's seat is also available.



36WQ

The 36WQ's popular booth-style dinette offers room for four, an adjustable table and storage drawers beneath the seats.



36WQ

Convenient storage space is maximized throughout, including this roll-out drawer located beneath the sofa.



36WQ

The shower/tub includes a large skylight and textured glass door.





36WQ

Refinements in the bathroom include rich woodwork, large mirrors, and premium vinyl flooring. A magazine rack is included in the 36WQ and 35WQ.




34WQ

Elegantly coordinated fabrics, along with beautifully finished wainscoting and cabinetry, accent the large bedroom. Gas struts assist in raising the innerspring mattress to provide easy access to additional storage space.

## 1998 VECTRA GRAND TOUR DECORS

The 1998 Vectra Grand Tour includes the choice of four available interior decors. Every fabric and carpet is stain resistant. And each decor option is available with either Washed Maple or Salem Cherry woodwork.

### Wintergreen



### Light Aqua



Exterior graphics packages are Wintergreen, suggested with Coventry and Gulf Mist, and Light Aqua, suggested with Devon and Hemingway. However, you may order either exterior color, regardless of your interior choice.

### Devon

with Salem Cherry



### Hemingway


with Salem Cherry



Main  
Accent  
Wood  
Carpet

### Coventry

with Washed Maple



### Gulf Mist

with Washed Maple



Main  
Accent  
Wood  
Carpet



# TOP TO BOTTOM RELIABILITY.

From the durable one-piece fiberglass roof — which adds structural integrity and doesn't expand, contract or tear like rubber roofs — to the basement's laminated risers and steel perimeter tubing — which help support the weight of the floor and sidewalls — every element inside and outside the Vectra Grand Tour is built to stand the test of time.



36WQ


*Vectra Grand Tour's pass-through basement design provides extensive heated storage. Each bay includes gas cylinder supports for easy opening and is lit for greater convenience.*

*Our high-visibility windshield allows a commanding view of the road and is mounted in steel for safety. Electronically controlled and heated bus-style mirrors and integrated fog lights offer convenience in a variety of driving conditions. The smooth sidewalls and backwall provide unmatched strength and durability. In fact, they're so sturdy they're backed by one of the best warranties in the industry.*



35WQ

*Our available entertainment center includes an AM/FM cassette stereo, twin speakers and a TV jack. Also available with a CD player in place of the cassette.*



36WQ

*The driver's door includes a power window, available power door locks, and a step bar.*



36WQ

*The service center provides access to hookups for cable TV, telephone, shoreline power and sewer systems.*



36WQ



# 1998 VECTRA GRAND TOUR SPECIFICATIONS

	34WQ	36WA	36WQ	35WQ-P
<b>Length</b>	34'8"	36'8"	36'8"	35'9"
<b>Exterior Height - Ford/Chevrolet†</b>	11'2"/11'1"	11'3"/11'2"	11'3"/11'2"	NA/NA
<b>Exterior Height - Freightliner†</b>	NA	NA	NA	11'6"
<b>Exterior WidthΔ</b>	8'5.5"	8'5.5"	8'5.5"	8'5.5"
<b>Interior Height</b>	6'8"	6'8"	6'8"	6'8"
<b>Interior Width</b>	8'5"	8'5"	8'5"	8'5"
<b>Exterior Storage</b>	142.6 cu. ft.	137.3 cu. ft.	169.6 cu. ft.	108.9 cu. ft.
<b>Fuel Capacity (gal.) - Ford/Chevrolet/Freightliner</b>	75/75/NA	75/75/NA	75/75/NA	NA/NA/90
<b>Fresh Water w/Heater</b>	76 gal.	76 gal.	76 gal.	92 gal.
<b>Holding Tanks Capacity - Black/Gray</b>	46/59 gal.	46/59 gal.	46/59 gal.	59/46 gal.
<b>LP Capacity◇</b>	28 gal.	28 gal.	28 gal.	39 gal.
<b>GVWR - Ford/Chevrolet</b>	17,000/16,500 lbs.	20,000/18,000 lbs.	20,000/18,000 lbs.	NA/NA
<b>GVWR - Freightliner</b>	NA	NA	NA	24,850 lbs.
<b>Wheelbase</b>	228"	228" + Tag	228" + Tag	228"

## AUTOMOTIVE

	34WQ	36WA	36WQ	35WQ-P
<b>Chassis - Chevrolet</b> 7.4L Vortec V8 @ 290 HP, 124-Amp. Alternator, Anti-Lock Brake System	S	S	S	
<b>Chassis - Ford</b> 7.5L V8 @ 245 HP, 130-Amp. Alternator	O	O	O	
<b>Chassis - Freightliner</b> Cummins B5.9L Turbo Diesel, Electronic @ 275 HP, Engine Block Heater, Engine Exhaust Brake, 160-Amp. Alternator, Two Chassis Batteries, Allison MD3060 6-Speed Transmission, Air Brakes, Air Suspension w/Electronic Air Pump				S
<b>Engine Exchange</b> Caterpillar 7.2L Turbo Diesel @ 300 HP				O
<b>Suspension (Air)</b> Tag Axle, Jet Air		S	S	
<b>Suspension (Air)</b> Rear & Tag Axle w/Park & Level, Jet Air		O	O	
<b>Tires (Radial) w/Spare</b>	S	S	S	S
<b>Shocks/Stabilizer Package*</b> Front, Chevrolet	O	O	O	

## DRIVER CONVENIENCES

	34WQ	36WA	36WQ	35WQ-P
<b>10-Watt Solar Panel/Battery Charger</b>	S	S	S	S
<b>Battery Disconnect System, Battery Charge Control</b> Dual, Auto.	S	S	S	S
<b>Cabinet Center Console</b>				S
<b>Cassette Tape Storage*</b> Aux. 2-Speed Defroster Fans, Driver's Side Door, Floor Mats - Driver & Passenger, Hood Light, Sunvisors, Windshield Wipers (Intermittent) - Pantographic	S	S	S	S
<b>Cigarette Lighter/12-Volt Power Supply - Auxiliary</b>	S	S	S	S
<b>Convenience Tray</b>	S	S	S	
<b>Cruise Control, Steering Power Assisted w/Tilt Wheel</b>	S	S	S	S
<b>Door Locks</b> Power w/Remote	O	O	O	O
<b>Fog Lamps, Lamps (2)</b> Auxiliary Side Illumination	S	S	S	S
<b>Heating/Air Conditioning</b> Automotive Blend Air System	S	S	S	S
<b>Hood Release</b> Exterior Key Locks, Squeegee Stored under Hood	S	S	S	S
<b>Horns*</b> Air, Roof-Mounted	O	O	O	O
<b>Map Lights (2)</b>	S	S	S	S
<b>Mirrors (Rear View)</b> Electronically Controlled, Heated	S	S	S	S
<b>Rear View Monitor System</b> Cable Ready	S	S	S	S
<b>Rear View Monitor System</b> Video/One-Way Audio	O	O	O	O
<b>3-Point Retracting Seat Belts w/Adjustable D-Loop (Drv./Frt. Pass.)</b> Seat, Reclining High-Back Design, Swivel/Slide Pedestal, Hinged Adjustable Armrests, Headrest, Lumbar Support, Lap Belts in Selected Areas	S	S	S	S
<b>Seat Pedestal* (Driver)</b> 6-Way Power Assist	O	O	O	O
<b>Seats* (Driver &amp; Passenger)</b> Leather Insert	O	O	O	O
<b>Service Light (Driver's Side)</b>	S	S	S	S
<b>Shade</b> Pleated, Front Wraparound	S	S	S	S
<b>Start Circuit</b> Auxiliary	S	S	S	S
<b>Steering Wheel (Custom)</b> NA Ford	O	O	O	O
<b>Storage Cabinet (Overhead), Trim Panels</b> Driver & Passenger	S	S	S	S
<b>Window (Power)</b> Driver, (Sliding) Passenger, w/Screen	S	S	S	S
<b>Window Shades</b> Roller, Light Filtering	S	S	S	S

## ENTERTAINMENT

	34WQ	36WA	36WQ	35WQ-P
<b>Antenna (Radio)</b> Roof-Mounted	S	S	S	S
<b>C.B. Prep Kit</b> Antenna, Coax Wiring, 12-V Power Connection	O	O	O	O
<b>CD Multi-Disc Changer*</b>	O	O	O	O
<b>Entertainment Center*</b> Floor-to-Ceiling Cabinet, Slideout Countertop			O	

	34WQ	36WA	36WQ	35WQ-P
<b>Entertainment Center (Patio)</b> DC Receptacle, 110-V Outlet, TV Jack, Radio Antenna, AM/FM Radio w/Cassette, Speakers (2)	O	O	O	O
<b>Entertainment Center (Patio)</b> CD Single-Disc Player (Radio Exchange)	O	O	O	O
<b>Inverter</b> 130-Watt for TV/VCR	O	O	O	O
<b>Inverter/Charger*</b> AC/DC, 1500-Watt				O
<b>Satellite System Pre-Wiring</b> Roof	S	S	S	S
<b>Satellite System*</b> Digital∞ (w/Dish & Crank)	O	O	O	O
<b>Stereo Power Switch</b> For Main or Auxiliary Battery Use	S	S	S	S
<b>Stereo System (Rear)</b> Speakers (2)	O	O	O	O
<b>Sound System</b> Deluxe, Amplifier, 6 Speakers	O	O	O	O
<b>Stereo w/Digital Clock (Cab)</b> Electronic Tune AM/FM/Cassette Deck w/Auto Reverse, Seek Feature, Speakers (4)	S	S	S	S
<b>Switching System</b>	S	S	S	S
<b>Telephone Input</b>	S	S	S	S
<b>TV (13" Color)</b> w/Remote in Bedroom	O	O	O	O
<b>TV (19" Color)</b> w/Remote Front	S	S	S	S
<b>TV Enhancement Package</b> Antenna (Amplified), DC Receptacles (2), Interior Jacks (2), Coax Wiring, Cable Input, Exterior Antenna Jack, TV Stand (36WA)	S	S	S	S
<b>VCR</b>	O	O	O	O

## SLIDEOUT

	34WQ	36WA	36WQ	35WQ-P
<b>Slideout Room (Driver's Side Couch)*</b> Overhead Cabinet w/Wood Doors, Exterior Room Cover			O	

## INTERIOR

	34WQ	36WA	36WQ	35WQ-P
<b>Cabinets</b> Wood Framed Doors w/Wood Inserts	S	S	S	S
<b>Carpeting w/Pad</b> Stain Resistant	S	S	S	S
<b>Ceiling Lights, Lamp(s)</b> Decorator Style, Wall-Mounted in Lounge	S	S	S	S
<b>Ceiling Lights</b> Fluorescent (4), Recessed	O	O	O	O
<b>Ceiling Vent*</b> Non-Powered, Galley	S	S	S	S
<b>Ceiling Vent</b> Powered w/Remote Switch, Bathroom	S	S	S	S
<b>Clock</b> Decorator Style	S	S	S	S
<b>Color Themes (Interior)</b> Choice of Coventry (Taupe), Devon (Burgundy), Hemingway (Tan), Gulf Mist (Green) all w/Choice of Maple or Cherry Woodgrain	S	S	S	S
<b>Couch</b> Overhead Cabinet & Window Exchange*	O	O	O	O
<b>Courtesy Lights (2)</b> w/Switches	S	S	S	S
<b>Leather Furniture Package*</b>		O	O	O
<b>Magazine Rack (By Lounge Chair)</b>				S
<b>Magazine Rack (In Couch/Dinette Divider)</b>	S			
<b>Picture(s)*</b> Framed	S	S	S	S
<b>Robe Hook*</b>		S	S	S
<b>Snack Table</b>		S		
<b>Vacuum Cleaner (Central)</b>	O	O	O	O
<b>Wardrobe</b> Door Mirror, Carpeted Floor, Clothes Rod, Shelf, Drawers (36WA & 35WQ-P), Light	S	S	S	S
<b>Washer/Dryer Combination</b>				O
<b>Windows</b> Tinted w/31% Light Transmittal	S	S	S	S
<b>Windows*</b> Dual-Glazed, Thermo-Insulated		O	O	O



GALLEY	34WQ	36WA	36WQ	35WQ-P
Hutch		S		
Coffee Maker	S	S	S	S
Cutting Board - Slideout (NA 36WQ), Silverware Tray, Waste Holder, Towel Rack (NA 36WA)	S	S	S	S
Dishwasher* Built in under Counter				O
Galley Rail		S	S	S
Flooring Premium Vinyl, Vinyl Plank Wood Grain on 35WQ-P	S	S	S	S
Fluorescent Lighting Under Cabinet, over Sink	S	S	S	S
Folding Chairs (2)			O	
Icemaker* (Replaces Galley Drawer Space)				O
Light Decorative (above Dinette Table)	S	S		S
Microwave/Convection Oven Touch Control	S	S	S	S
Pantry*	S	S	S	S
Paper Towel Holder		S		
Range Hood w/Light, Powered Fan	S	S	S	S
Range Top w/Storage below 3-Burners (1 High Output), Range Cover	S	S	S	S
Range w/Large Glass-Doored Oven 3-Burners (1 High Output), Range Cover	O	O	O	O
Refrigerator/Freezer Large, Double-Door, Flush Mounted	S	S	S	S
Refrigerator/Freezer Large, Double-Door, w/Icemaker, Flush Mounted	O	O	O	O
Refrigerator/Freezer Side-By-Side, w/Icemaker		O	O	O
Sink (Double) Stainless Steel, Recessed w/2 Covers (Countertop Material), Single Control Faucet	S	S	S	S
Spice Rack		S		S
Storage Cabinet		S		
Storage Drawers below Dinette Seats	S	S	S	S
Table & 2 Chairs			O	
Table & 4 Chairs	O	S		S
Utility Tray Tip Out	S	S	S	S
Ventilator Fan w/Thermostatic Wall Control	O	O	O	O
Water Purification System Everpure®	S	S	S	S
BEDROOM	34WQ	36WA	36WQ	35WQ-P
Bed Lifts Gas Springs (NA 36WQ)*, Access to Storage below (Drawer Storage on Twin Beds), Bedspread(s), Pillows, Pillow Shams, Throw Pillows, Decorator Style Lamps – Wall-Mounted, Mattress – Innerspring w/Non-Slip Mat	S	S	S	S
Wainscoting w/Chair Rail	S	S	S	S
BATHROOM	34WQ	36WA	36WQ	35WQ-P
Clothes Rod Removable	S	S		
Floor Covering (Premium Vinyl)	S	S	S	S
Hamper	S			
Lavatory Cabinet, Medicine Cabinet w/Mirrored Doors, Makeup Lights	S	S	S	S
Magazine Rack			S	S
Mirror Wall-Mounted	S		S	S
Shower/Tub Fixed Shower Head			S	S
Shower/Tub Flexible Shower Head	S	S		
Shower Door (Textured Glass)			S	S
Shower Door (Sliding, Textured Glass - 2 Panel)	S	S		
Shower Light	S	S	S	S
Sink Large Oval w/Ledge Back, Tissue Holder, Porcelain Toilet w/Sprayer (Round Bowl)	S	S	S	S
Skylight Shower/Tub	S	S	S	S
Toilet w/Sprayer Porcelain (Elongated Bowl)	O	O	O	O
Towel Bar	S	S	S	S
Towel Rack 3 Rods, Built into Bath Door	S	S		
Towel Ring		S		
EXTERIOR	34WQ	36WA	36WQ	35WQ-P
Awning* (Acrylic) Patio		O	O	O
Awning Rail	S	S	S	S
Bumpers Reinforced w/Steel	S	S	S	S
Entrance Door w/Screen Door Latch & Deadbolt Locks, Electric Step w/Door Jamb Switch	S	S	S	S
Fuel Fill Door Lockable, Holding Tanks (Heated), Holding Tank Flushing System (Black Tank), Outlet 110-V Curbside	S	S	S	S
Graphics Package (Exterior) Choice of Light Aqua Metallic (Recommended w/Devon or Hemingway) or Wintergreen Metallic (Recommended w/Coventry or Gulf Mist)	O	O	O	O
Ladder, Mud Flaps (Rear), Porch Light (Interior Switch)	S	S	S	S
Stepwell Light Interior Switch	S	S	S	S

	34WQ	36WA	36WQ	35WQ-P
Storage Compartments Lockable Doors w/Lights, Gas Cyl. Supports	S	S	S	S
Tire Tools Wrench, Leverage Bar, Tire Hoist Rod	S	S	S	S
Trailer Towing Package w/Class II Hitch	S	S	S	
Trailer Towing Package w/Class III Hitch				S
Trunk* Under Bed Storage, Lined Floor	S		S	
Undercoating*	O	O	O	
Wheel Liners Stainless Steel	S	S	S	S
Wheels Stylized, Aluminum				O

SYSTEMS	34WQ	36WA	36WQ	35WQ-P
Air Conditioner (Central) Remote Cooling Unit, Ceiling Distribution	S	S	S	S
Batteries (2) Deep Cycle RV	S	S	S	S
Electrical Distribution System 55-Amp. Remote Conv./Charger (45-Amp. Conv. on 34WQ), AC/DC Breaker Panels	S	S	S	S
30-Amp. Power Cord	S	S	S	
50-Amp. Power Cord	O	O	O	S
Furnace Ducted, Low Profile, 40,000-BTU	S	S	S	S
Furnace Ducting System below Floor	S	S	S	S
Generator Prep Kit Fuel Line, 12-V Wiring, Start/Stop Switches, Hourmeter Gauge	S	S	S	S
Generator 6,500-Watt, LP				O
Generator 7,000-Watt, Gas	O	O	O	
Generator 7,500-Watt, Diesel				O
Automatic Changeover Switch for Generator/Shoreline	S	S	S	S
Leveling System* Automatic Controls (Front Only)		O	O	
Leveling System* Automatic Controls (Front & Rear)	O	O	O	O
LP Tank Permanent Mount w/Gauge	S	S	S	S
Monitor Panel Water, Holding & LP Tank Levels, Battery Condition Gauge, Water Heater Ignition Switch, Water Pump Switch, Generator Start/Stop Switch, Generator Hourmeter Gauge, Light Switch, Fan Switch – Located in Range Hood	S	S	S	S
Service Center (Exterior) Cable TV Input, Power Cord, Sewer Hose, Soap Dispenser, Paper Towel Holder, Telephone Input, City Water Hook-Up/Tank Diverter Fill, Wash Station w/Pump Switch, Black Water Flushing System	S	S	S	S
Water Fill Pressurized City Hook-Up w/Diverter Valve, Lockable Door	S	S	S	S
Water Heater 6-Gal., Electronic Ignition				S
Water Heater (Motoraid) & Rear Automotive Heater	S	S	S	
Water Heater Winterization By-Pass Valve*	S	S	S	S
Water Pump (Demand) 3 Switches, Accumulator Tank	S	S	S	S
Water System Winterization System* Automatic, 12-V DC Control Panel, Anti-Freeze Tank	O	O	O	O
Water System Winterizing Valve	S	S	S	S

SAFETY	34WQ	36WA	36WQ	35WQ-P
Exterior Assist Handle*, Interior Assist Handle*/Strap, Carbon Monoxide Detector/Alarm, Fire Extinguisher (10-B.C.), 3-Point Retracting Seat Belts w/Adjustable D-Loop – Driver/Front Pass., Ground Fault Interrupter, Lap Belts in Selected Areas, LP Leak Detector/Alarm, Smoke Detector/Alarm, Escape Window, Laminated Safety Glass Windshield w/Shade Band, High Mount Brake Light	S	S	S	S

† The height of each model is based on the curb weight of a typically equipped unit on the standard chassis. The actual height of your vehicle may vary by as much as 2" depending on chassis or equipment variations.

Δ These floorplans feature a widebody design – over 96" in width. In making your purchase decision, you should be aware that some states restrict access on some or all roads to 96" in body width. Before making your purchase decision, you should confirm the road usage laws in the states of interest to you.

◇ Capacities shown are tank manufacturer's listed water capacity (W.C.). Actual filled LP capacity is 80% of listing due to safety shut-off required on tank.

S Standard

O Optional

\* Not all options available in combination. See dealer for details.


∞ TV satellite system option does not include receiver or programming activation. Quality reception is only available in the lower 48 States.

Winnebago Industries' continuing program of product improvement makes specifications, equipment, model availability and prices subject to change without notice.



# CONSIDER IT AN ADVANCED EDUCATION IN MOTOR HOMES.

There's much more to buying a motor home than



simply finding one with comfortable furniture and inviting interior fabrics (although those things are important). In fact, we

recommend people spend as much time examining the motor home's "unseen" features as they do looking over the interior appointments. For instance, there's a great deal you can learn about how well a motor home is constructed by simply looking inside the storage compartments.

To help make your buying decision easier, we've put together a new user-friendly guide which lists the most important things you should be looking for in a motor home, no matter what make or model it is. "The Guide" also highlights the importance of meeting (and exceeding) industry standards, explains Winnebago Industries' one-of-a-kind construction process and details our industry-leading warranty and care programs. So ask for "The Guide" the next time you visit your Winnebago Industries dealer. This "advanced education" will definitely pay off down the road.

Winnebago Industries has been designated a "Qualified Vehicle Modifier" by Ford Motor Company. The QVM program promotes high standards for manufacturers who build motor homes on Ford chassis, and we are proud to be one of the first motor home manufacturers to qualify. Meeting QVM standards is a part of our policy of continuous quality improvement.



We're on the Web at: [www.winnebagoind.com](http://www.winnebagoind.com)

For Sales and Service Information Contact:

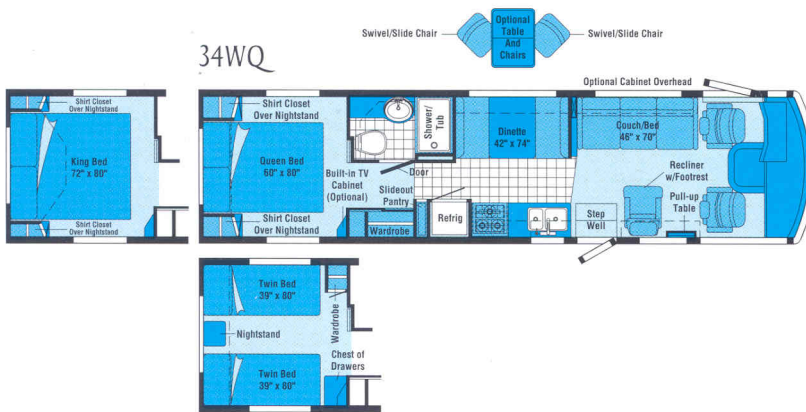


©1997 Winnebago Industries, Inc.

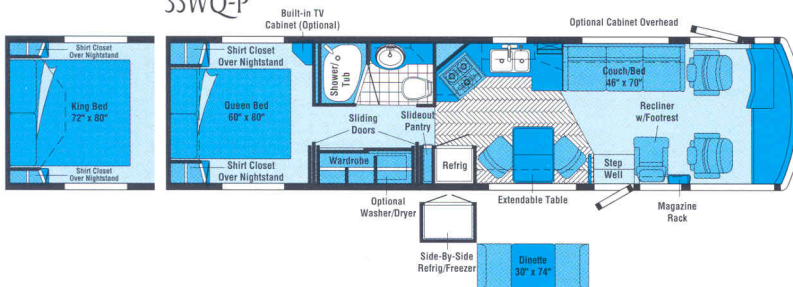
Printed in USA

Seat belts are your most important hookup. Always buckle up.

34WQ



35WQ-P



36WA



36WQ



Standard Herringbone Plank Flooring

Standard Premium Vinyl Flooring

Note: Dimensions shown are for sleeping space only and dashed lines denote overhead storage areas.