

ULTIMATE FREEDOM



2 0 0 0



ULTIMATE FREEDOM

Presenting the most luxurious motor home Winnebago Industries has ever built — the 2000 Ultimate Freedom™. Ultimate Freedom brings a host of premium design features

never before available to the luxury class buyer. We are pleased to introduce the 2000 Ultimate Freedom — the ultimate motor home experience.



40JD · BORDEAUX/CHERRY

Ultimate Freedom features Winnebago Industries' exclusive **TRUEAIR™** residential air conditioning system. This innovative system utilizes an air conditioning unit located in the basement, not on the roof. The TrueAir system not only streamlines the coach, it is also easier to service and offers better air quality by using residential-style filters instead of thin foam pads. Ultimate Freedom also features the **POWERLINE™** Energy Management System that manages electrical loads when utilizing 30-amp service by monitoring the usage of 120-volt power and redistributing it as needed.



38KD · BISQUE/MAPLE

Unparalleled comfort is what you will find with Villa leather power-adjust driver and passenger seats. The instrument panel includes a 7" in-dash Sony® RearVision monitor system with one-way audio. And for your entertainment needs, Ultimate Freedom includes a 25" stereo TV, stereo VCR with A/V ports, a Bose® deluxe sound system and an available digital satellite system.



38KD · BISQUE/MAPLE

Classic styling and luxurious furnishings combine to create a truly exceptional interior. Beautifully finished overhead cabinets feature solid wood stile-and-rail, clipped corner design cabinet doors with raised panel inserts. The galley/sofa-bed slideout utilizes Winnebago Industries' proven **STOREMORE™** Hydraulic Slideout System for maximum storage convenience.

ULTIMATE FREEDOM



40JD - BORDEAUX/CHERRY

The large slideout galley provides the perfect cooking environment with its Corian® countertops, sealed burner range top, residential-style 30" over-the-range microwave/convection oven and an available dishwasher. Other galley features include an Everpure® water purifier with separate faucet and a Moen® single lever faucet with a pull-out sprayer integrated into the spout.



40JD - BORDEAUX/CHERRY

Our beautiful dining table includes an extendible leaf which, when not in use, is easily stored in a pocket located along the sidewall. Leather Villa chairs and a Corian table top create a wonderful dining experience.



40JD

The spacious bath features a private toilet area with a full, residential height porcelain toilet.



38KD

The exterior-vented combination washer/dryer is a popular available convenience. It has a larger drum and a faster drying cycle.



38KD - BISQUE/MAPLE

Elegant wainscoting, an abundance of rich woodwork, and classic window treatments combine to give the bedroom a comfortable, home-like atmosphere. The 60" x 80" residential queen size bed features a Serta® innerspring mattress with innovative pillow-top style for maximum comfort. Storage space is abundant and easily accessible with a carpeted compartment beneath the bed, beautiful nightstands with built-in shirt closets, and a large overhead cabinet. A built-in TV cabinet neatly houses the bedroom's 19" color TV with remote.



38KD

The elegantly finished bath includes Corian countertops and a recessed Corian sink with a brass dual control faucet, molded garden-style tub/shower with skylight, bronze tint shower door, raised panel hardwood cabinets and doors, ceramic tile flooring, and a large, cedar-lined wardrobe with sliding mirrored doors.

The available central vacuum system makes cleaning quick, convenient and easy. All attachments neatly stow away when not in use.



ULTIMATE FREEDOM




38KD

Ultimate Freedom incorporates a host of standard upgrade features that add to the convenience and function of the coach. Two fuel fills, one on each side of the coach, allow easier fueling. Automatic HWH® hydraulic jacks make leveling quick and easy. Extended arm exterior mirrors are top-mounted for improved visibility and include electric remote positioning and defrost. The 7500 watt Onan® Quiet Diesel generator features a noise-reducing design. And the draw bar includes a 10,000 pound capacity hitch with 500 pound maximum vertical tongue weight for superior towing performance. Ultimate Freedom combines reliable power and maximum performance with its Spartan® Mountain Master 31,000 pound GVWR chassis, Cummins® 350 HP diesel engine, and standard independent front suspension. The high-gloss fiberglass exterior, stylized aluminum wheels, dual-glazed and tinted windows, and standard awnings result in a coach that is as beautiful as it is durable.



40JD

All slideout storage compartments utilize our revolutionary **STOREMORE™** Hydraulic Slideout System. StoreMore allows interior overhead compartments and full-size exterior storage compartments to extend with the slideroom for easy loading and unloading. For long-term reliability, the StoreMore Hydraulic Slideout System features HWH Spacemaker Hydraulics.



40JD


The sensibly designed exterior service center combines water and drainage facilities in one area. This convenient compartment houses a secondary monitor panel for instant access to tank levels.

ULTIMATE FREEDOM


INTERIOR COLOR THEMES

Colors are displayed with the main fabric on top followed by the accent fabric, Salem Cherry or Washed Maple wood choices, and carpeting.

BRADHURST



SCARBOROUGH



BORDEAUX



BISQUE



EXTERIOR COLOR THEMES

Exterior paint packages are Atlantis — recommended with Bradhurst interior color theme; and Silverfoil — recommended with Scarborough and Bordeaux interior color themes; and Wildberry — recommended with Bisque interior color theme. You may order any exterior color, regardless of your interior choice.

ATLANTIS



SILVERFOIL



WILDBERRY




ULTI-BAY THE ULTIMATE IN STORAGE DESIGN

The Ultimate Freedom features Ulti-Bay, an advanced chassis design specifically configured by Winnebago Industries to offer maximum exterior storage space. Unlike standard Straight Rail or Raised Rail chassis, which feature frame rails running right through the storage compartments, Ulti-Bay's advanced construction eliminates obtrusive chassis rails in the center section which impede storage space. The result is much more available space for oversized, pass-through storage compartments.

In addition, Ulti-Bay neatly packages major components (central air unit, furnace, etc.) fore and aft of the central portion of the coach, leaving maximum basement storage in prime locations.



The construction of Ultimate Freedom's smooth, one-piece fiberglass Thermo-Panel® exterior is the result of exceptional engineering. First, the high-gloss, painted outer skin is laminated to a rigid luan backing material with a layer of block foam insulation applied over the backing. The insulation is then routed to embed the welded aluminum framework. This exclusive Winnebago Industries process is so durable, it's backed by a 10-year limited parts and labor warranty.



ULTIMATE FREEDOM

2000 ULTIMATE FREEDOM SPECIFICATIONS

	38KD	40JD
Length	37'11"	39'11"
Exterior Height†	12'3"	12'3"
Exterior Width*	8'5.5"	8'5.5"
Interior Height	6'8"	6'8"
Interior Width	8'0.5"	8'0.5"
Fuel Capacity	100 gal.	100 gal.
Fresh Water Capacity w/Heater	109 gal.	109 gal.
Holding Tank Capacity - Black/Gray	50/54 gal.	50/54 gal.
LP Capacity◇	39 gal.	39 gal.
GVWR	31,000 lbs.	31,000 lbs.
GAWR (Front)	12,000 lbs.	12,000 lbs.
GAWR (Rear)	19,000 lbs.	19,000 lbs.
Wheelbase	243"	267"
Exterior Storage	155.4 cu. ft.	184.5 cu. ft.

AUTOMOTIVE

	38KD	40JD
Chassis (Spartan® Mountain Master GT)	S	S
Cummins® ISC8.3L Turbo-Charged/After Cooled Engine, 350 H.P. @ 2,000 RPM; 1,050 lb-ft. @ 1,300 RPM, Engine Block Heater (1,000-W), Jacobs® Exhaust Brake, Allison® 6-Speed Electronic MD-3066 World Transmission, Touch Pad Gear Selector, Oil-To-Coolant Cooler		
Air Suspension (Chassis Supplied)	S	S
Independent Front Suspension	S	S
Tires (Radial)	S	S

DRIVER CONVENIENCES

	38KD	40JD
12-V Electrical Supply/Lighter & Aux. 12-V Electrical Supply	S	S
Battery Disconnect Coach Batteries	S	S
Cabinet Center Console	S	S
Courtesy Blink Switch	S	S
Cruise Control	S	S
Daytime Running Lamps	S	S
Defroster Fans (2) Chrome, Aux. 2-Speed	S	S
Dual Battery Charge Control Automatic	S	S
Floor Mat Driver	S	S
Heating/Air Conditioning Automotive Blend Air System, Rotary Controls	S	S
Hood Light w/Switch	S	S
Hood Release Exterior Key Locks	S	S
Horns (Air) Roof Mounted, Chrome	S	S
Lamps (2) Docking	S	S
Map Light (2) Driver/Passenger	S	S
Mirrors (Rearview) Top Mounted, Electric Remote, Heated, Wide Angle	S	S
Rearview Monitor System (Sony®) 7" Video Monitor, 1-Way Audio	S	S
Seats (Villa) Leather w/Integrated Shoulder & Lap Belts, 8-Way Power Assist, "Luxury Lounge" Passenger Seat	S	S
Service Light Driver Side, Fog Lamps	S	S
Shade Pleated, Front Wrap-Around	S	S
Squeegee Stored under Hood	S	S
Start Circuit Auxiliary	S	S

	38KD	40JD
Steering Power Assisted w/Tilt Wheel	S	S
Steering Wheel (Custom) Leather Wrapped	S	S
Storage Cabinet (Front Overhead)	S	S
Sunvisors	S	S
Window Shades Light Filtering (Cab Side Windows)	S	S
Window (Fixed) Passenger, Picture, Dual-Glazed	S	S
Window (Partial Slider) Driver, w/Screen, Dual-Glazed	S	S
Windshield Wipers (Intermittent) Pantographic	S	S

ENTERTAINMENT

	38KD	40JD
Antenna (Radio) Roof-Mounted, Flexible Rubber	S	S
C.B. Prep Kit Antenna, Coax Wiring, 12-V Power Connection	S	S
CD Multi-Disc Changer (Sony - 10 Disc) w/Remote Control Changer in Front Overhead	S	S
Deluxe Sound System (Bose®) Amplifier, Cube Speaker System, Equalizer, Remote Control	S	S
Entertainment Center (Patio) AM/FM Cassette Deck, Speakers (2), DC Receptacle, 110-V Outlet, TV Jack, Radio Antenna	S	S
Entertainment Center (Patio) AM/FM Compact Disc Player, Speakers (2), DC Receptacle, 110-V Outlet, TV Jack, Radio Antenna	O	O
Satellite System Pre-Wiring Roof	S	S
Satellite System* Manual, Digital w/Dish & Crank, Elevation Sensor	O	O
Satellite System* Power, Digital w/Dish (N/A in Canada)	O	O
Stereo Power Switch For Main or Auxiliary Battery Use, Located in Dash Area	S	S
Stereo System Rear w/2 Speakers, AM/FM Cassette, Stackable Model	S	S
Stereo System Rear w/2 Speakers, AM/FM Cassette, Compact Disc Player	O	O
Stereo w/Digital Clock (Cab) Electronic Tune AM/FM Cassette Deck w/Auto Reverse, Seek Feature, Speakers, Bass & Treble	S	S

	38KD	40JD
Stereo w/Digital Clock (Cab) Electronic Tune AM/FM Compact Disc, Seek Feature, Speakers	O	O
Telephone Jacks Internal (2), External (1)	S	S
TV Entertainment Package Amplified Antenna System, Coax Wiring, Cable Input, Interior Antenna Jacks (2), Ext. Antenna Jack, DC Receptacles (2), Antenna Check Reminder Light, TV Shelf	S	S
TV (19" Color) w/Remote Located in Bedroom, Remote Speakers	S	S
TV (25" Color) Stereo w/Remote Video Selection System, Remote Speakers, Located in Front	S	S
VCR Stereo w/Remote	S	S
Video Selection System (Control Video Input Sources)	S	S

SLIDEOUT

	38KD	40JD
Slideout Room (Front Driver Side) StoreMore™ w/Awning, 20" Galley/Sofa	S	S

INTERIOR

	38KD	40JD
Carpeting w/Pad Stain Resistant	S	S
Cabinetry Solid Wood	S	S
Cabinet Doors w/Solid Wood Raised Panel Inserts, Clipped Corner Design	S	S
Ceiling Lights Fluorescent, Recessed	S	S
Color Themes (Interior) Bradhurst (Beige), Scarborough (Seagreen), Bordeaux (Soft Green), Bisque (Neutral), All w/Choice of Washed Maple or Salem Cherry Woodgrain	S	S
Corian® Countertops	S	S
Courtesy Lights (2) Along the Floor w/Wall Switches	S	S
Day/Night Pleated Shades	S	S
Entry Floor Covering Rubber Tread	S	S
Halogen Lights	S	S
Leather Villa Furniture*		
Couch*	O	O
Banquette*	O	O
Dining Chairs	S	S
Lounge Chair*	S	S
J-Love Seat*	O	O
Picture Decorative (Dining & Bedroom Area)	S	S
Vacuum Cleaner (Central)	O	O
Washer/Dryer Combination	O	O
Windows Tinted, Dual-Glazed, Thermo-Insulated	S	S
Wood Blinds 2" Washed Maple or Salem Cherry	O	O

GALLEY/DINING

	38KD	40JD
Appliance Storage Cabinet	S	S
Coffee Maker	S	S
Cutting Board Slideout	S	S
Dishwasher* Built-In under Counter	O	O
Flooring (Ceramic Tile) 13" x 13"	S	S
Fluorescent Ceiling Light w/Decorative Wood Frame	S	S
Lighting Decorative, Dining Area	S	S
Lighting under Cabinet, Fluorescent	S	S
Microwave/Convection Oven w/Range Fan Touch Control, Residential 30"	S	S
Mirror Wall	S	S

ULTIMATE FREEDOM

	38KD	40JD
Pantry	S	S
Partition Glass Forward End of Galley	S	
Range Cover Recessed Corian, w/Storage in Galley Face	S	S
Range Top (Seaward®) 12-V DC Ignitor, 2 Sealed Burners, Recessed, Glass Top	S	S
Refrigerator/Freezer w/Icemaker Large, Four Door w/Wood Raised Panel Inserts	S	S
Silverware Tray	S	S
Sink Stainless Steel, Large & Small Compartment, Recessed w/Countertop Covers (2), Single Control Faucet w/Pull-Out Sprayer	S	S
Table & Leather Villa Dining Chairs (4) w/Pull-Up Leaf	S	S
Towel Rack Mounted on Door below Sink	S	S
Ventilator Fan Powered w/Thermostatic Wall Controls	S	S
Wastepaper Basket w/Pull-Out Tray	S	S
Water Purification System (Everpure®)	S	S

BEDROOM

	38KD	40JD
Bedsread, Pillow Shams, Throw Pillows (4)	S	S
Headboard Fabric	S	S
Lamps (2) Decorative, Wall-Mounted	S	S
Mirror Wall-Mounted (Back Wall)	S	S
Queen Bed (60" x 80") Serta® Mattress Innerspring Pillowtop w/Cabinet Bed Base, Gas Springs Bed Lift	S	S
Reading Lamps (2) Adjustable	S	S
Shirt Closets	S	S
Wainscoting w/Chair Rail & Decorative Molding	S	S
Wardrobe Mirrored Doors, Carpeted Floor, Wooden Clothes Rod, Shelf, Cedar Lining, Light, Shoe Shelf	S	S
Wood Molding Ceiling to Sidewall	S	S

BATHROOM

	38KD	40JD
Flooring (Ceramic Tile) 13" x 13"	S	S
Lavatory Cabinet	S	S
Linen Cabinet	S	S
Make-Up Lights (2) 4 Bulbs	S	S
Medicine Cabinet w/Bevel Edge Mirror	S	S
Mirrors (2) Wall-Mounted, Frameless Bevel Edge	S	S
Shower Door (Tinted Glass)	S	S
Shower/Tub Wall Surround, Roof Cap, Skylight, Dual Control Faucet	S	S
Sink Lg. Oval, Corian, Recessed w/Brass Faucet	S	S
Sink Sm. Oval, Corian, Recessed, Private Toilet Area w/Brass Faucet	S	S
Soap Dispenser	S	S
Tissue Holder Recessed	S	S
Toilet w/Sprayer Porcelain (Elongated Bowl) w/Foot Pedal	S	S
Towel Bar	S	S
Towel Ring (2 on 40JD)	S	S
Ventilator Fans Powered (2)	S	S
Water Pump Switch	S	S

EXTERIOR

	38KD	40JD
Awnings* Window & Patio	S	S
Awning Rail (Passenger Side)	S	S
Bumpers Molded Plastic w/Steel Reinforcement, Stepwell Light w/Switch	S	S
Entrance Door Locks (2) Latch, KeyOne, Deadbolt (Separate Key), Electric Remote	S	S
Entrance Door Step (Electric) w/Rubber Tread	S	S
Entrance Door w/Screen Door Sliding Stepwell Cover, Stepwell Light w/Switch	S	S
Fiberglass Skin Smooth, High Gloss	S	S
Fuel Fill Doors (2) Lockable, L.H., R.H.	S	S
Generator Access Slide-Out	S	S
Graphics Package Choice of Silverfoil (Recom. w/Scarborough & Bordeaux) or Atlantis (Recom. w/Bradhurst), or Wildberry (Recom. w/Bisque)	S	S
Holding Tank (Heated Compartment)	S	S
Ladder	O	O
Mud Guard Full Width, Rear	S	S
Outlet 110-V	S	S
Porch Light w/Interior Switch	S	S
Portable Refrig./Freezer Mounted on Sliding Tray	O	O
Service Center (Electrical) Cable TV Input, Power Cord, Automatic Generator/Shoreline Changeover Switch, Telephone Input	S	S
Service Center (Drainage/Water) Wash Station w/Water Pump Switch, Paper Towel Dispenser, Soap Dispenser, Glove Holder, Holding Tank Flushing System (Black Tank Only), Monitor Panel, City Water Hook-Up/Tank, Diverter Fill, Drainage Valves, Sewer Hose, Fresh Water System Drain	S	S
Slideout Storage Tray (600# Load Rating) Right Side	S	S
Spotlight Roof Mounted w/Electric Controls	S	S
Spoiler Rear	S	S
Storage Compartments Floor & Side Carpet Lining, Lights, Electrodeposition Coated Steel, Insulated Doors w/Gas Cylinder Supports, Locking	S	S
Trailer Towing Package 10,000# Hitch w/500# Maximum Vertical Tongue Weight	S	S
Trailer Wiring Fixed Mount Female Socket & Male Trailer Plug Connector	S	S
Wheels (Stylized) Aluminum	S	S

SYSTEMS

	38KD	40JD
Batteries (3) Deep Cycle	S	S
Battery Charger (Solar) 10-Watt	S	S
City Water Hook-Up	S	S
Electrical Control Center AC & DC Breaker Panels	S	S
Furnace (Suburban®) (Auxiliary) Ducted below Floor, Low Profile, 25,000-BTU	S	S
Furnace (Suburban) Ducted below Floor, Low Profile, 35,000-BTU	S	S
Generator (Onan® Quiet Diesel™) 7,500-Watt	S	S
Heat Pump* Central Air	O	O
Hydraulic Leveling Jacks Front & Rear, Automatic Controls	S	S
Inverter/Charger (Heart Interface®) DC/AC, 2,000-Watt, Remote Panel, Dual Chassis/House Charging Capabilities	S	S

	38KD	40JD
LP Tank Permanent Mount w/Gauge	S	S
Monitor Panel Water, Holding & LP Tank Levels, Battery Condition Gauge, Water Heater Ignition Switch w/Pilot Indicator Light, Water Pump Switch, Generator Hourmeter Gauge, Generator Start/Stop Switch, Battery Digital Voltmeter, Energy Management Display, Solar Panel/Battery Charger Light, Water Heater Switch & Lights (One Indicates Water Heater On & One Indicates Pilot Out)	S	S
PowerLine™ Energy Management System	S	S
Superflex Power Cord 50-Amp, Detachable	S	S
TrueAir™ Residential Central Air Cond. Remote Cooling Unit, Ceiling Distribution, Wall Thermostat	S	S
Water Heater (Suburban®) 10-Gal., Elec. Ignition, 120-V AC/LP Gas, w/Motoraid	S	S
Water Heater Winterization By-Pass Valve	S	S
Water Pump (Demand) Accumulator Tank	S	S
Water System Winterization Valve Manual	S	S
Water Winterization System (Fresh) Automatic, 12-V Control Panel, Anti-Freeze Tank	O	O

SAFETY

	38KD	40JD
Assist Bars (2)	S	S
Assist Handle* Exterior, Lighted, Acrylic w/Ultimate Logo (N/A Canada)	S	S
Carbon Monoxide Detector/Alarm	S	S
Escape Window	S	S
Fire Extinguisher (10-B.C.) Recessed	S	S
Ground Fault Interrupter	S	S
High Mount Brake Light	S	S
Integrated Adjustable Shoulder & Lap Seat Belts Driver/Passenger Seats	S	S
Lap Belts in Selected Areas	S	S
LP Leak Detector/Alarm	S	S
Smoke Detector/Alarm	S	S
Windshield Laminated Safety Glass	S	S

WARRANTY

	38KD	40JD
12-Month/15,000-Mile Basic Warranty, 36-Month/36,000-Mile Warranty on Structure** , 10-Year Limited Parts & Labor Warranty on Roof	S	S

† The height of each model is to the top of the available satellite system dish and is based on the curb weight of a typically equipped unit on the standard chassis. The actual height of your vehicle may vary by as much as 2" depending on chassis or equipment variations.

▼ The Ultimate Freedom features a widebody design – over 96". In making your purchase decision, you should be aware that some states restrict access on some or all state roads to 96" in body width. Before making your purchase decision, you should confirm the road usage laws in the states of interest to you.

◇ Capacities shown are tank manufacturer's listed water capacity (W.C.). Actual filled LP capacity is 80% of listing due to overfilling prevention device on tank.

S Standard

O Optional

◆ TV satellite system options do not include programming activation or receiver. Quality reception is only available in the lower 48 states.

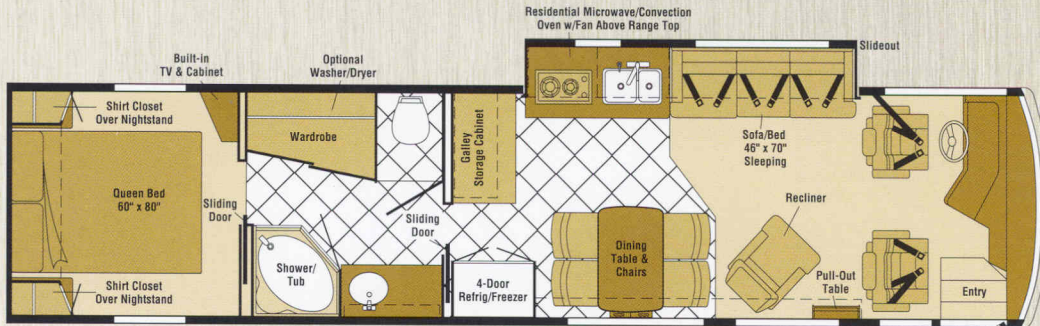
* Not all items available in combinations. See dealer for details.

** See your dealer for complete warranty documentation information.


Winnebago Industries' continuing program of product improvement makes specifications, equipment, model availability, and prices subject to change without notice. Comparisons to other motor homes are based on the most recent information available.


ULTIMATE FREEDOM

FLOORPLANS

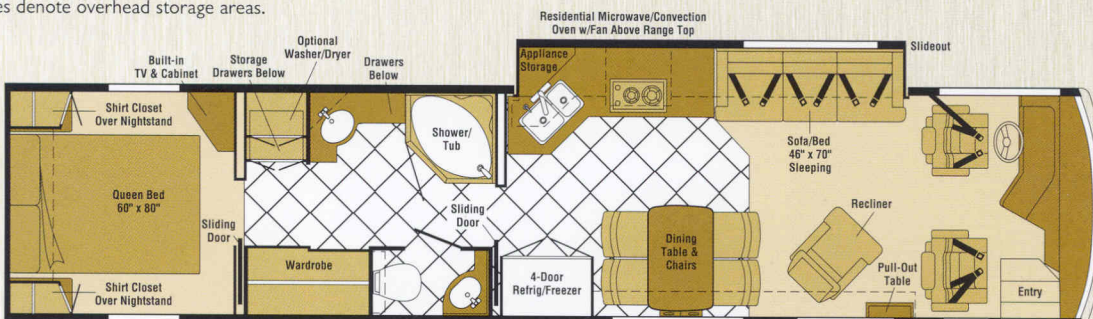


38KD This galley and sofa/bed slideout model offers an abundance of living space in the lounge area. The galley includes a large, beautifully finished storage cabinet with plenty of added countertop space. The walk-through bath area offers a private water closet and extra large cedar lined wardrobe. Includes an available banquette sofa in place of the recliner and pull-out table.

 Standard Seat Belts

 Ceramic Tile Flooring

Note: Dimensions shown are for sleeping space only and dashed lines denote overhead storage areas.



40JD This 40' widebody includes an angled galley and sofa/bed slideout for excellent livability. Includes an available banquette sofa in place of the recliner and pull-out table. The split bath design offers convenience with a private toilet area including a separate sink, while the shower/tub area features a garden style tub, a skylight and a large Corian® countertop and recessed sink. Both the bath and galley areas feature beautiful ceramic tile laid in a diamond pattern.

READ THIS GUIDE.



To learn more about what separates our motor homes from others, ask for this free guide next time you visit your Winnebago Industries dealer. It explains our superior manufacturing process. Use it to learn more about important safety and quality considerations as you shop for the motor home that's best for you.

WIT CLUB.



Membership in the Winnebago Itasca Travelers (WIT) Club is a great way to meet people and get even more enjoyment from your motor home. As an owner of a Winnebago Industries RV, you can join the Club and take advantage of some great services — like professional travel planning and mail forwarding — and participate in some great rallies and caravans. Call 1-800-643-4892 ext. 1 for more information.

www.winnebagoind.com

For Sales and Service Information Contact:



Seat belts are your most important hookup. Always buckle up.