



# Bounder

The motor home that really works.



BOUNDER-Class A Gas-2006



**1986** Bounder is born, leading the way in the basement storage trend.



**2001** Introduced on the Power Platform, providing even more storage than previous models.



**2006** Updated with 84" interior ceiling height and 22" wheels for the next generation.



***Celebrating 20 years of innovation.***

TRAVEL RESOURCEFULLY, TAKE  
FULL ADVANTAGE OF THE TOOLS YOU  
HAVE BEEN GIVEN AND FIND  
YOUR NICHE IN COMFORT. WORK  
HARD, PLAY HARD AND  
ALWAYS EXPLORE WITH A PURPOSE.  
OUT HERE, ADVENTURE IS EASY.







*Bouncer 35E shown in River Rock interior decor  
with Plantation Cherry wood finish.*

## 20 Years and Going Strong.

From its inception, Boulder has been designed with one thing in mind – you. The motor home that really works continues its tradition of functional and innovative design resulting in an RV that serves your every need on the road. The 2006 Boulder

leaps forward with a new look inside and out. Features typically found in only high-end motor homes, like 22" wheels and 84" interior ceiling height, are now available. At the heart of Boulder lie function and value. Some things will never change.



**A COMPUTER WORKSTATION** complete with a pull-out shelf and power and phone jacks, makes for the perfect place to set up a laptop to keep in touch with friends and family during your travels.



**THE ENTERTAINMENT CENTER** features an incredible 27" flat screen TV and ample storage space for the optional DVD/VCR combo (VCR is standard).



**PASSENGER SIDE AMENITIES** include a pull-out drawer to conveniently store items you'll need on the road, a cup holder for drinks and a magazine rack for reading material.





## Bounder

### Your Galley

Cooking on the road is made easy with convenient features in the galley. Enjoy a practical single lever faucet with sprayer for quick clean up, a whole coach water filtration system for fresh drinking water, a folding range cover and a sink cover provide additional countertop

space when you're preparing a meal on the go. Take full advantage of the available storage space including adjustable shelves in the galley overhead to customize storage and deep cabinets for full-size plates and dishes. Bounder's galley is loaded with features and brimming with convenience.



**THE ELEGANT FREE-STANDING DINETTE** (optional) includes a stand alone wood table and four chairs to comfortably accommodate a fine meal. The dinette window gives you a lovely view of your outside surroundings.



**THE CONVECTION MICROWAVE OVEN** (optional) allows you to cook a whole chicken, steak or a piece of fish in a fraction of the time compared to an oven (microwave comes standard).

**DELUXE FULL EXTENSION ROLLER BEARING DRAWER GUIDES** on the drawers throughout the coach, give you full access for convenient storage.



**NORCOLD® 12 CU. FT. REFRIGERATOR** (optional) boasts stylish wood door inserts and a convenient icemaker. An 8 cu. ft. Dometic® refrigerator is standard.



**THE LARGE ENTRY ASSIST HANDLE** provides assistance when entering and exiting the vehicle.



**THE LARGE DOUBLE BOWL STAINLESS STEEL SINK** is scratch resistant and ideal for a quick and easy clean up.



**A PULL-OUT CUTTING BOARD** is very useful for slicing and dicing fruits, vegetables or whatever your recipe calls for.









## Comfortable Quarters

Bounder's dedication to creating the ultimate user friendly RV continues in the bedroom with convenient features like the queen-size Restonic® mattress for a comfortable rest after a long day of fun. Bounder's bedroom layout makes exceptional

use of space, providing a functional environment with an abundant amount of storage space for clothing, bedding and towels. You'll also enjoy the 20" flat screen TV and pleated shades for some easy relaxing.



**THE WARDROBE WITH MİRRORED DOORS** gives you great space to hang garments and provides convenient full extension drawers for clothing.



**BOUNDER'S BEDROOM** includes a great nook with a window, which works perfectly as a vanity area or to use as a desk for your laptop. A 20" flat screen TV is mounted above (standard) for some relaxing bedtime viewing.



**STORAGE SPACE** in the bedroom is never a problem, even under the bed, giving you ample room to store linens, clothing and towels.

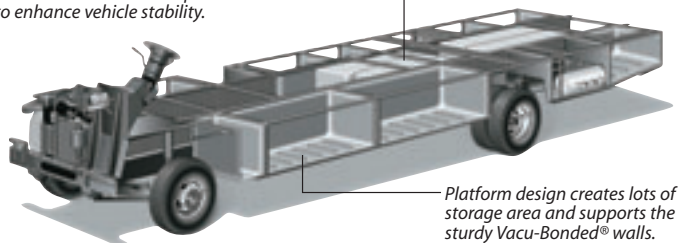


**BOUNDER'S SHOWER** features a shower-head with a water saver valve to conserve water when dry camping and an integrated shower caddy (select models) providing space to place shampoo or soap (extra large residential-sized shower available in the 35E shown above).



## Boulder

Holding tanks are positioned in the bottom center of the platform to enhance vehicle stability.



Holding tanks are enclosed between the upper and lower basement floors. This allows them to be heated to prevent freezing in cold weather.

Platform design creates lots of storage area and supports the sturdy Vacu-Bonded® walls.

### POWER PLATFORM CONSTRUCTION

Fleetwood's patented Power Platform begins with two 10-in. steel I-beams welded lengthwise to the chassis. From the beams, steel outriggers extend outward. Together, they create a basement for fluid tanks and storage while supporting the floor, walls and roof with a rigid metal frame. This complements the chassis to make it even stronger.

\* Drawings are for illustrative purpose only to highlight aspects of motor home construction. Actual motor home design depends on model and is subject to change.

**EXTERIOR AWNING**  
provides shelter from the weather, so you can enjoy your surroundings rain or shine.

**TUFF-COAT® EXTERIOR FIBERGLASS SIDEWALLS**  
are Vacu-bonded® into a strong composite structure, as opposed to competitors' thin fiberglass laminate.



**DUAL A/C UNITS**  
Boulder has maximum cooling capabilities and plenty of storage because its A/C units are mounted on the roof and not in the basement.


**TUFF-PLY ROOF**  
is UV resistant, durable, easy to clean, and doesn't scratch like many competitors' fiberglass or aluminum roofs.

**STORAGE COMPARTMENTS**  
are lighted and include single paddle latches, gas-lift strut supports, stainless-steel hinges and insulated aluminum doors.

\*Vehicle shown in River Rock.



**FUNCTIONAL EZ STORE STORAGE COMPARTMENTS**  
allow you to store large, bulky items, and moves with the slide-out for convenient access to stored items.



**THE WHOLE COACH WATER FILTER**  
is easily accessible in an exterior compartment for quick and convenient replacement.



**THE HEADLIGHTS**  
look great and are very powerful for night driving.

**THE CENTRAL UTILITY COMPARTMENT**  
provides a central place to empty your holding tanks and includes a water sprayer for quick clean up. For your convenience the compartment is lighted and all components are clearly marked.



**THE REAR CAP**  
features high mounted taillights, designed to be seen by other drivers even when towing another vehicle and a ladder for convenient roof access.



**THE 5.5 KW ONAN® GENERATOR**  
is very quiet providing power while camping and enjoying the destination.

**THE REAR VISION CAMERA**  
(optional) features one-way audio and a live video feed to the driver's area to aid the driver when backing up.



THREE EXTERIORS. THREE INTERIORS. THE CHOICE IS YOURS.

For '06, choose from three standard exterior graphic packages and three full body paint options each with color coordinated interior fabric motifs.

BOUNDER EXTERIOR/INTERIOR COLOR CHOICES

STANDARD GRAPHICS




OPTIONAL FULL BODY PAINT



BAHAMA BLUES


Living/Dining Room



Sofa Bed



Dinette Cushions & Throw Pillows




Ultraleather™ Driver & Front Passenger Seats (Optional)

Bedroom



Bedspread & Pillow Shams



Bedspread & Pillow Shams

BEIGE BOUNTY


Living/Dining Room



Sofa Bed



Dinette Cushions & Throw Pillows



Ultraleather™ Driver & Front Passenger Seats (Optional)

Bedroom



Bedspread & Pillow Shams



Bedspread & Pillow Shams

RIVER ROCK

Living/Dining Room



Sofa Bed



Dinette Cushions & Throw Pillows



Ultraleather™ Driver & Front Passenger Seats (Optional)

Bedroom



Bedspread & Pillow Shams



Bedspread & Pillow Shams

INTERIOR WOOD FINISHES



Windsor Birch



Plantation Cherry

## What Drives You?

Maybe it's feeling like you're the only one on Earth. Perhaps it's the unique sense of closeness with the great outdoors. Or, it might be the joy that comes from spending quality time with family and friends. Whatever the reason, we know that you have a strong drive to experience everything that comes with spending time on the road. And for more than 50 years, we've shared that passion with you. Because we're RV enthusiasts ourselves, you can see our passion in the vehicles we design and build. Own a Fleetwood, and you'll feel like you're not just traveling, but embarking on an experience unlike any other. Set your own course for adventure and get out there and explore the world around you. Once you do, you'll see what it is that drives us — it's you.

**RV OWNERCARE\*** is a limited one-year/15,000-mile coach warranty and three-year/50,000-mile structural warranty, whichever occurs first, and it is fully transferable for the first 12 months. RV OWNERCARE is one of the RV industry's most comprehensive programs and includes systems, appliances, components and construction, with no deductible and no service charge. RV OWNERCARE coverage is provided from a company that will be around in the future to service your needs. See your nearest Fleetwood dealer for a full explanation of benefits and restrictions.

**FLEETWOOD TRAVELCADE CLUB** As a Fleetwood owner, you're eligible to become a member of our owners' group, Fleetwood Travelcade Club. It's a perfect way to meet other Fleetwood owners who love to travel across America and share in the RV lifestyle. Call (877) 577-2560 or visit [www.fleetwood.com/clubs](http://www.fleetwood.com/clubs) to learn more and join the fun! For Boulder specific club information visit: Bounders of America at [www.boulder.org](http://www.boulder.org) or Bounders United at [www.bounder.net](http://www.bounder.net).



[www.fleetwoodrv.com](http://www.fleetwoodrv.com)

\*For complete info see your Fleetwood dealer. ©2005, Fleetwood Enterprises, Inc.  
Printed in the USA. Inventory control number BDR06B1 7/05.

**FLEETWOODRV.COM** To locate a dealer near you, visit our website or call 1-800-444-4905. We can also be contacted at Fleetwood Customer Relations, P.O. Box 7638, Riverside, CA 92513-7638.

**IMPORTANT—PLEASE READ** Product information, photography and illustrations included in this publication were as accurate as possible at the time of printing. For further product information and changes, please visit our website at [www.fleetwoodrv.com](http://www.fleetwoodrv.com) or contact your local Fleetwood dealer. Prices, materials, design and specifications are subject to change without notice. All weights, fuel, liquid capacities and dimensions are approximate. Fleetwood has designed its recreational vehicles to provide a variety of uses for customers. Each vehicle features optimal seating, sleeping, storage and fluid capacities. The user is responsible for selecting the proper combination of loads (i.e.: occupants, equipment, fluids, cargo, etc.) to ensure that the vehicle's capacities are not exceeded.

Your local Fleetwood dealer is:

