

THE 2009 SURGE™ ★ FEEL IT

THE 2009 SURGE™ ★ FEEL IT

ADRENALINE



GET GOING. RAMP UP FOR A WEEKEND OF RACING. TAKE ON THE TRAILS. FUEL YOUR PASSION FOR THE PERFECT RIDE.

All the while, look good doing it — with Surge from Adrenaline.

The Surge performs as well as it shines. With a carrying capacity of up to 3,500 pounds and I-beam construction with tandem axles, it's built so you can load up your toys without a problem, and it's tough enough for rugged travel on the road.



How do you keep your ATVs, snowmobiles or bikes fueled up and clean in the middle of nowhere? Get your hauler equipped with a gas generator and fuel station. Plus, the spray away outside shower with its 15' coil hose helps get rid of mud and grime.



Rear add-a-wall screen creates a new room to enjoy.



Lighted ramp area — loading up at night? No problem.

750 lb. rated D-ring tie downs — strappin' enough for your bad boy toys.



Spring assist ramp door hinges — no clumsy cables to get in the way



Rugged ramp door — with a 2,500 lb. rating and non-skid covering so you can easily load up all your gear.



Fuel-resistant linoleum flooring comes standard. Or step up to heavy-duty TPO flooring — perfect for snowmobiles.

SURGE

YOU FORGE YOUR OWN WAY. AND SURGE IS THE SPARK THAT GETS YOU MOVING. THREE EXTERIOR GRAPHICS PACKAGES OFFER YOU A SIGHT TO SEE.

The sleek lines and racing graphics on the metal sidewalls (fiberglass optional) give Surge a striking look.

Yet Surge is more than skin deep. Its ducted air conditioning and patio awning let you cool your jets.

You're all about taking new directions. So you'll like what you see in our new Platinum package.

The platinum colored sidewalls and black trim pieces set the Surge apart from everyone else.

More than just a fresh look, there's more muscle to the Platinum package, too. You stay comfortable, and your world stays quieter with the added layer of foam core insulation we adopted into the sidewalls. Chill out under the hot sun and don't worry about wet weather under the checkered flag awning.



Red Smoke graphics package.



Razor Edge graphics package.



Platinum package.



YOU CAN'T WAIT FOR ANOTHER WEEKEND OF OUTDOOR FUN. ENGINES RUMBLING AND WIND RUSHING BY AS YOU GO PEDAL TO THE METAL.

But when the engines are silent, you wanna relax in a toy hauler that doesn't scrimp on comfort — or great looks! Welcome to Surge from Adrenaline.

We built and equipped Surge with everything needed to fit your lifestyle. Practical stuff like a large fresh water system, an innovative queen walk-around bed model, coil spring hinged ramp door and an available gas generator and fuel station.

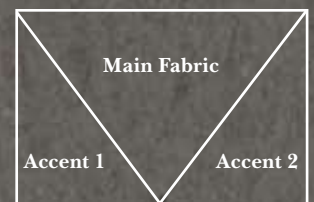
Of course, we added extras to give you more fun and help you stand out. Features like a rockin' stereo system and aggressive exterior graphics with a diamond plate stoneguard.



When you're not racin', kick back in the comfy living area, with its fold-up, rollover sofa; handy contoured pedestal dinette tables and window blinds for privacy. The Brazilian Cherry cabinets have lots of storage space for all your gear.



Blue Blaze





Time to catch some Z's?

There's room for the whole crew with the electric trac queen beds, or you can upgrade to the electric trac sofa/queen bed (select models).

Because we stand behind our products with our solid warranty, you can play as hard as you like in your Surge knowing you're protected. If you are Ready to Rumble, so is Surge.

Yes, you're taking along some serious street or off-road machines. But come late night/early morning, you want a civilized place to sack out. Yes, it's your time-out with the boys. But what if the rest of the family is along? We thought of all this — and more — when designing Surge. So we loaded it up with stuff to keep everyone comfortable.



Your turn to cook? It's all there: Three-burner high output range with oven, microwave, double door refrigerator, stainless steel sink and more. A stainless steel portable gas grill is optional.



Roadster Red



Sedona Clay



Sunset Trail



Brazilian Cherry
(Hardwood)

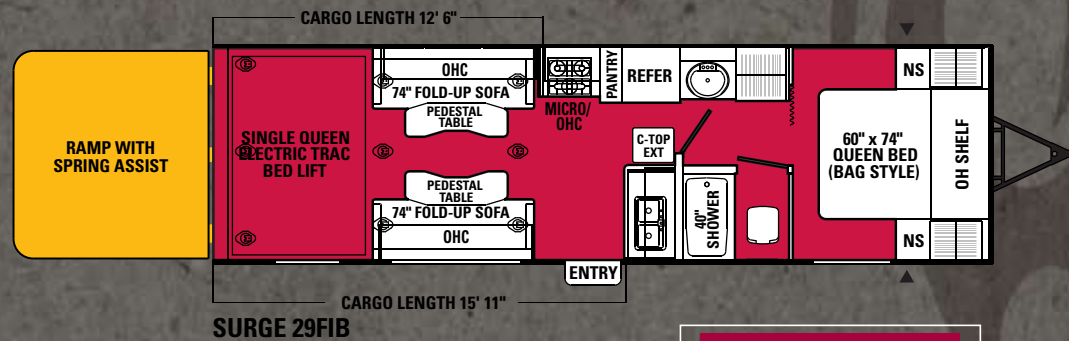
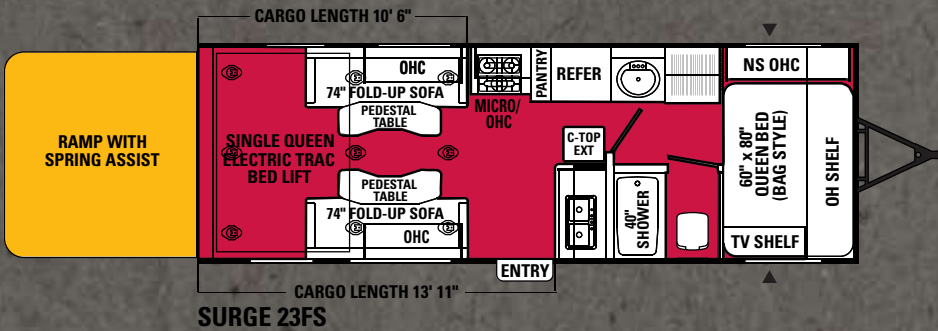
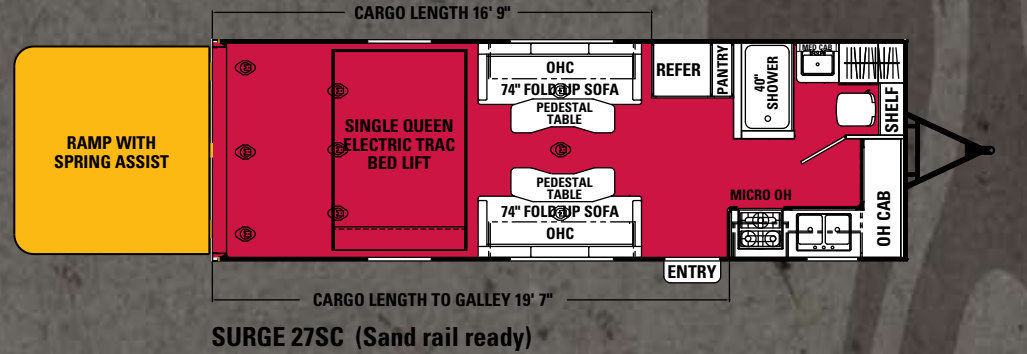
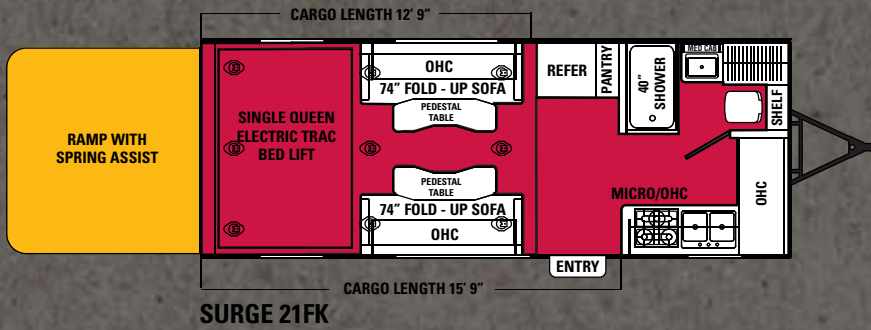
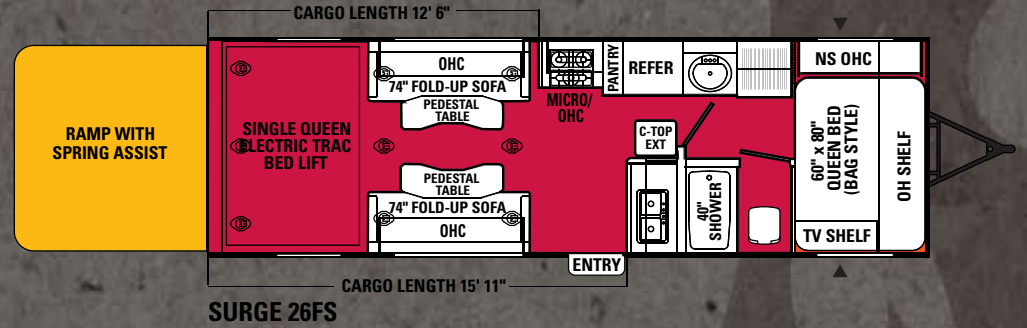


Carbon Fiber
(Thermofoil)

The Surge has a number of high quality fabric and cabinetry options that are designed to fit your style and can handle being a part of the action. We know this isn't Grandma's living room. So it shouldn't look or feel like it.



SURGE TRAILERS



FUEL RESISTANT FLOORING

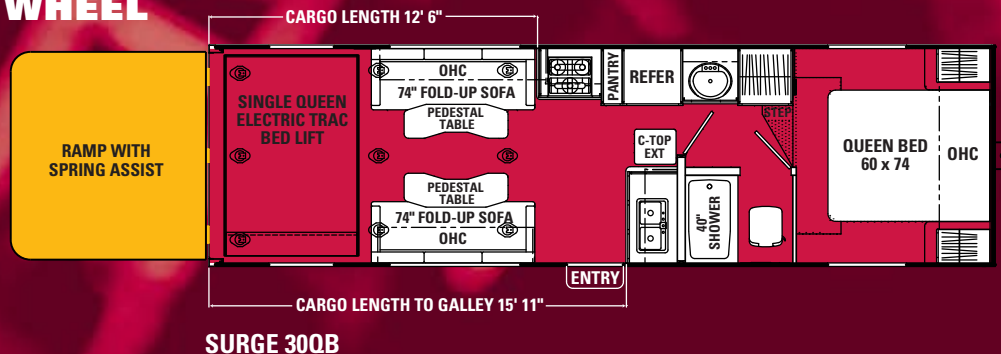
⊙ = D-RING TIE DOWNS

▲ = OUTSIDE STORAGE

2009 ADRENALINE SURGE	21FK	23FS	26FS	27SC	29FIB	30QB
Base Weight (lbs.)	5,980	6,485	6,615	6,500	7,185	7,515
GVWR (lbs.)	9,500	9,500	9,900	10,950	10,500	11,500
Carrying Capacity (lbs.)	2,595	2,090	2,360	3,525	2,390	3,060
Hitch Weight (lbs.)	790	1,195	1,100	1,100	1,180	1,735
Interior Height	7' 9"	7' 9"	7' 9"	7' 9"	7' 9"	7' 9"
Exterior Height*	10' 6"	10' 6"	10' 6"	10' 6"	10' 6"	10' 9"
Exterior Length	25' 8"	28' 8"	30' 9"	29' 8"	33' 3"	30' 3"
Exterior Width	8' 6"	8' 6"	8' 6"	8' 6"	8' 6"	8' 6"
Awning Length	16'	16'	16'	21'	21'	16'
Sleeping Capacity	4/6	6/8	6/8	4/6	6/8	6/8
Fresh Water Capacity (gal.)	98	98	98	98	98	98
Waste Water Capacity (gal.)	32	30	30	32	30	30
Gray Water Capacity (gal.)	30	31	31	30	31	31
Water Heater Capacity (gal.)	6	6	6	6	6	6
LP Gas Capacity (lbs.)	60	60	60	60	60	60
Tire Size	ST225/75R15D	ST225/75R15D	ST225/75R15D	ST225/75R15D	ST225/75R15D	ST225/75R15D

*Does not include Roof A/C

SURGE FIFTH WHEEL



All information contained in this brochure is believed to be accurate at the time of publication. However, during the model year, it may be necessary to make revisions and Adrenaline reserves the right to make all such changes without notice, including changes in prices, colors, materials, equipment and specifications, as well as the addition of new models and the discontinuance of models shown in this brochure. Therefore, please consult with your Adrenaline dealer and confirm the existence of any materials, design or specifications that are material to your purchase decision.

Base Weight: The weight of the unit with no fluids, cargo, optional equipment or accessories. **Carrying Capacity:** This is the amount of weight available for all fluids, cargo, optional equipment and accessories. The actual "loaded weight" will depend on the owner's individual choice of cargo, etc.

RELAXIN' IN STYLE

Brazilian Cherry cabinetry	S
Carbon Fiber cabinetry*	O
Residential metal drawer guides	S
Mini blinds	S
Designer window treatments	S
Contoured pedestal dinette table(s)	S
Laminate countertops	S
Carpet in front bedroom (30QB)	S
Side lounge chairs (30QB)	O
19" LCD TV	O
Sound system with CD/DVD player	S
800 watt automotive sound system	O

CHOW DOWN ZONE

Black appliances	S
3-burner high output cook top with oven	S
Lighted power range hood	S
Microwave	S
Double door refrigerator	S
Stainless steel sink	S
Silverware drawer	S
Command center	S

CATCHING SOME Z'S

Queen bed with deluxe mattress (n/a 21FK, 27SC)	S
Bedspring for front queen bed (29FIB, 30QB)	S
Fold-up, roll over sofa bed(s)	S
Single electric trac lift queen bed**	O
Single electric trac lift sofa/queen bed** (n/a 23FS)	O
Double electric trac lift queen beds**	O
Double electric trac lift sofa/queen bed** (n/a 23FS)	O

LIGHT & POWER, HOT 'N COLD

55-amp power center	S
30-amp power cord	S
Outside GFI receptacle	S
Patio light	S
Double 30 lb. LP bottles	S
Molded LP bottle cover (n/a 30QB)	S
Exterior LP quick connect	S
LP hitch light	S
25,000 BTU E.I. furnace	S
15,000 BTU ducted air conditioner with quick cool feature	S
Wired for generator	S
Cable/satellite TV jack	S
TV antenna and rotor package	S

WATER AND CLEAN UP

Marine toilet	S
Power bath vent	S
6-gallon E.I. water heater	S
Water heater by-pass valve	S
Demand water pump	S
One-piece ABS tub surround	S
104-gallon fresh water system with quick drain	S
Below floor, low point drains	S

NUTS & BOLTS

One-piece rubber roof	S
Gutter rail	S
Sewer hose storage	S
Double entry step (n/a 30QB)	S
Triple entry step (30QB)	S
Folding assist entry door handle	S
Fiberglass insulation	S
Ribbed aluminum siding	S
5,200 lb. EZ lube wide track tandem axles	S
Chrome wheels with 15" tires	S

NUTS & BOLTS continued

Textured metal lower sidewall skirts	S
Fiberglass exterior sidewalls	O
Radius entrance door	S
Radius baggage doors	S
I-beam chassis	S
Retractable stabilizer jacks	S
Electric stabilizer jacks	O
Electric tongue jack (n/a 30QB)	O
Electric front jack (30QB)	O
Rear screen add-a-wall for ramp opening	O
Patio awning	S
Diamond plate front stone guard (n/a 30QB)	S
Stainless steel portable gas grill***	O
CSA Upfit (mandatory for all Canadian provinces)	O

NO WORRIES

LP leak alarm	S
Fire extinguisher	S
Smoke detector	S
Carbon monoxide detector	S
Entrance door dead bolt lock	S
Break away switch	S
Tinted safety glass windows	S
Spare tire	O

FOR YOUR TOYS

High traction ramp door	S
Spring assist ramp door — no cables	S
2,500 lb. rated ramp door	S
Posi lock ramp door closures	S
Lighted ramp area	S
Fuel resistant linoleum flooring — cargo area	S

FOR YOUR TOYS continued

Heavy-duty TPO floor covering — cargo area	O
Shurflo roof fan with remote	S
D-ring tie downs (each 750 lb. rated)	S
Diamond plate protected lower corners — cargo area	S
Dove tail cargo floor at ramp door	S
Spray away outside shower with 15 ft. coiled hose	S
Generator ready and fuel pump station	O
4.0KW gas generator and fuel pump station	O

PLATINUM PACKAGE OPTION

Platinum colored sidewalls	S
Black trim	S
Foam core infiltration barrier	S
Upgraded checkered flag awning S	S

S = Standard O = Options

*Includes black Wilsonart counter tops, change of wallboard, black nickel hardware, satin-nickel mini blinds and different lights.

**May only choose one of the electric trac lift options

***Not available on units shipped to Canada

Get in the Group that Gives You More.

You get a lot more than a toyhauler when you purchase a Surge. Adrenaline will provide you with a one-year membership to the Coachmen Owners Association (C.O.A.). This gives you all the benefits, discounts and services that can enhance your experience.



You can enjoy discounts to campgrounds, theme parks, gas/diesel/LP fuel and more. Start your trips with the 24/7 concierge service and find out where to buy the things you need at big discounts. You'll also get benefits like trip routing, vacation packages, event reservations and a helpful owners magazine. Plus you can attend events and get a support network for first time buyers.

As the owner of any product in the Coachmen family we invite you to take advantage of your C.O.A. membership today by calling 888-422-2582.

We Make it Easy to Get Out There.

Adrenaline will also provide you with Coachmen's Travel Easy™ Roadside Assistance program. This is included for the first year on most new Adrenaline RV's*. Administered by Coach-Net®, this service provides you with 24/7 operational, technical and emergency road service coverage. Anywhere. Anytime. Travel Easy™ gives you the security to pursue your passion knowing that help is only a phone call away.

*See your dealer for details.

**ADRENALINE**

A Division of Coachmen RV Company, LLC

P. O. Box 948

Fitzgerald, GA 31750

www.adrenalineriv.com

YOUR LOCAL ADRENALINE DEALER