

# AIRSTREAM

Adventure, Inspired by Airstream



**LIGHTWEIGHT. STREAMLINED.**

**FUEL EFFICIENT.**

Founder Wally Byam knew that a rounded low-profile shape would make towing easier and more stable. And he knew that aluminum would make his trailers as light as possible.

The successful combination of its rounded shape and lightweight design has made the Airstream world-renowned for their superior integrity. That's because Airstream employs semi-monocoque construction, consisting of an inner and outer layer of aluminum stretched and riveted to the frame. This frame becomes a working part of the integral structure.

Hand-built with a craftsman's attention to detail, this aluminum skin offers unmatched durability and strength for its weight. Just ask one of the more than 100,000 Airstream owners.



▲ 22 SPORT

## SPORT TRAILERS

Lightweight and nimble, the Airstream Sport line sets a new standard for ease of use – perfect for those who want to just hitch-up and go. Airstream Sport travel trailers are true premium compact trailers that let you live large. Smart floorplans maximize space and minimize waste in two easy-to-handle lengths. Spacious and airy with its own lights, water, shower and fuel for cooking – plus more creature comforts than some trailers twice their size have – the Airstream Sport offers the best travel trailer investment available.

So choose your floorplan, choose the styling, then choose a destination. Whether it's a week of canoeing in Minnesota's Boundary Waters or three nights of music at California's Monterey Jazz Festival, you'll enjoy all the comforts of home no matter how far the road takes you. The Airstream Sport offers nothing less than a personal declaration of independence. So get out there – your adventure awaits!

*Please visit [www.airstream.com](http://www.airstream.com) for more information on locating your closest dealer.*



▲ 16 Sport Back to Front In Mochablue Interior



▲ 16 Sport Front to Back In Mochablue Interior





# AIRSTREAM

▼ 22 Sport Front to Back in Mochablue Interior

## SPORT TECHNICAL SPECIFICATIONS

	16	17	22FB
Exterior Length	16' 4"	16'8"	21' 8"
Width Exterior	8'	7'3 1/4"	7' 3 1/4"
Width Interior	7' 7"	6'11 3/4"	6' 11 3/4"
Height Exterior W/A/C	9' 4"	8'11"	8' 11"
Height Interior W/A/C	6' 4.5"	75"	75"
Hitch Ball Height	18"	16.50"	17.25'
Hitch Weight w/o Options	446	300	393
Or Variable Weight			
UBW (Unit Base Weight)	2,897	3,043	3,594
NCC (Net Carrying Capacity)	603	457	906
w/o Options Fluids Or Cargo			
GVWR (Gross Vehicle Weight Rating) (U.S.)	3,500	3,500	4,500
Water Tank w/Drain Valve	23	20	20
Blackwater Tank (Gal)	N/A	18	18
Graywater Tank (Gal)	N/A	24	24
Combination Black & Gray Tank	21	N/A	N/A
Water Heater (Gal)	6	6	6
A/C (BTU)	11,000 w/ Heat Strip	13,500	13,500
Furnace (BTU)	12,000	12,000	12,000
LPG (Lbs) (2-20# Tanks)	40	40	40
Deep Cycle Battery (Lead Acid)	1	1	1
Sleeping Capacity	2-3	2	2-4

Product information, specifications, and photography in this brochure were as accurate as possible at time of printing. Photographs may contain some features that are optional on your vehicle. Since we continually strive to improve our products, actual products may differ. Prices and specifications are subject to change without notice. All capacities are approximate and dimensions are nominal. Some features or options may be different or unavailable in Canada.

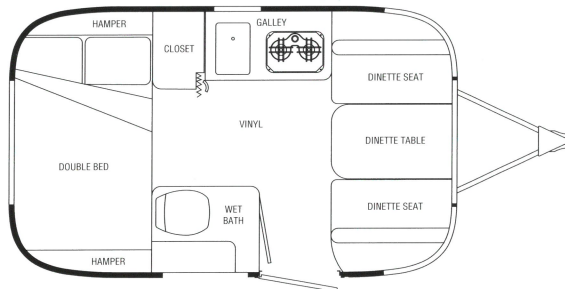
Vehicle Loading – Every effort has been made to provide the greatest number of options for the recreation vehicle owner. Along with these choices comes the responsibility to manage the loads that are imposed by the choices so that they remain within the manufacturer's specified chassis weight limits. Do not overload the recreation vehicle.

Dry Weights – Based on standard features; optional equipment not included. Net carrying capacity (NCC) determined by subtracting unloaded vehicle weight (UVW) from gross vehicle weight (GVWR) and includes fluids, options, and cargo. Liquid capacities and weights are approximations only.

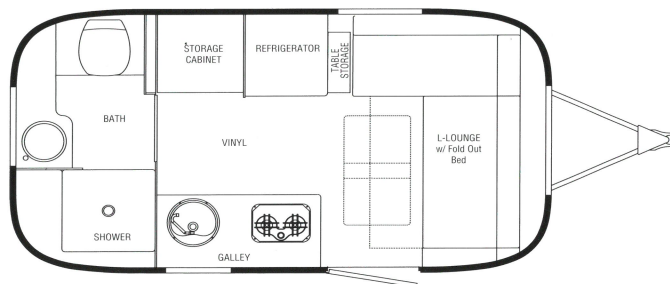
Warning – This information is intended as a guide only. Weights of individual vehicles may vary. Consult your owner's manual for complete loading, weighing, and towing instructions.



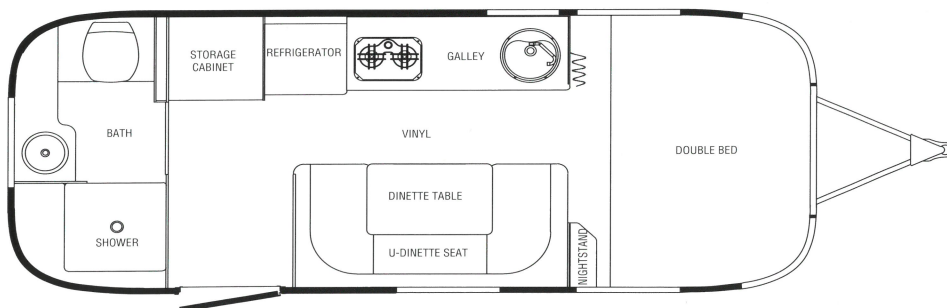
16 SPORT



17 SPORT



22 FB SPORT



▲ 22 Sport in Mochablue Interior