



A FULL LINEUP OF LIGHTWEIGHT
TRAVEL TRAILERS
& FIFTH WHEELS



LIGHTWEIGHT LAMINATED TRAVEL TRAILERS

FIFTH WHEELS

NORTH TRAIL

BY HEARTLAND




Visit HEARTLAND on:



Take The Trail That Leads To Your Dreams...



North Trail





North Trail

BY HEARTLAND

7.5 FOOT WIDE

Focus Edition

STANDARDS & OPTIONS

INTERIOR

- Radius Counter Tops
- Smoke Detector
- LP Detector
- Fire Extinguisher
- 7.5 ft. Wide-Body Design
- 78" Interior Height (T.T.)
- Monitor Panel in Bathroom
- Cable TV Prep
- Dual Ducted 13.5 A/C
- AM/FM CD/DVD Player
- Raised Panel Overhead Cabinets Doors
- TV Antenna w/Booster

FEATURES

- Diamond Plate Front Rock Guard
- 25,000 BTU Furnace
- 6 DSI Gas/Electric Water Heater
- Fresh Water 36 Gal
- Gray/Black 37 Gal
- Electric Slide Outs
- Black Tank Flush System
- Slam Baggage Doors
- NT KITCHEN PACKAGE:
 - Upgraded Oil Rubbed Bronze Hardware
 - Upgraded Decorative Glass Inserts
 - Removable Dinette Table (inside/outside) (most models)
 - Large Viewing Window in Kitchen
 - Full Extension Ball Bearing Drawer Guides
 - Deep Pantry with Removable Shelves (most models)

KITCHEN

- Steel Ball-Bearing Drawer Guides -Full Extension
- Hi-Rise Kitchen Faucet
- Conventional Oven
- 3-Burner Range
- Residential Quality Linoleum Flooring
- Power Range Hood w/Light
- Double Door Refer
- Acrylic Sink with Cover

BATH AREA

- Shower Skylight
- Tub Surround with Built-in Shelves
- Hardwood Medicine Cabinet
- Bathroom Power Vent w/Wall Switch
- Porcelain Foot Flush Toilet

BEDROOM

- 74" Queen Bed, Foam
- Pullout Drawers in Bedbase (some models)
- Bedroom Night Stands
- Reading Lights
- 120V Outlets on Both Night Stands

EXTERIOR

- Heated & Enclosed Underbelly
- E-Z Lube Hubs
- 4 Stab Jacks
- 14" Tires
- Outside Speakers
- Outside Shower
- Power Awning
- Spare Tire
- Exterior 120V Outlet
- Large Assist Entry Handle
- One Piece Rubber Roofing Material

OPTIONS

- RVQ Grill
- 15K A/C
- ToyLok
- LCD TV
- Aluminum Wheels
- Power Stability Jacks
- 78" Pillow-Top Mattress

*** Lightweight Strength Package:**

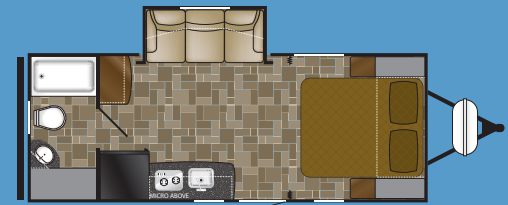
- Laminated Crowned Roof System
- Block Foam Brick Insulation
- Aluminum Construction (front, back and side walls, floor, roof)
- Enclosed and Heated Underbelly
- Radius Double Entry Step
- Tinted Safety Glass Windows
- 2" Thick (R-7) Sidewall Construction
- 4 Stabilizer Jacks with Sand Pads
- HD Leaf Spring Suspension
- Dual 20 lb. LP Tanks (T.T.)



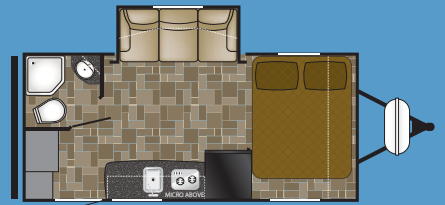
Length: TBD Dry: TBD **FX195**
 Height: 9' 10" Hitch: TBD GVWR: TBD



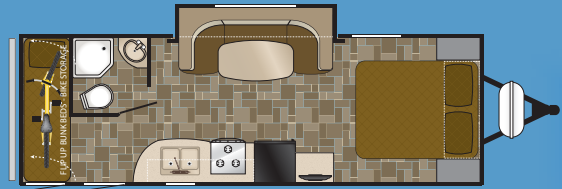
Length: 21' 9" Dry: 3,780 **FX17**
 Height: 9' 10" Hitch: 386 GVWR: 4,900



Length: 24' 5" Dry: 4,075 **FX21**
 Height: 9' 10" Hitch: 386 GVWR: 5,200



Length: 21' 2" Dry: 3,931 **FX18**
 Height: 9' 10" Hitch: 344 GVWR: 4,900



Length: 27' 5" Dry: 4,630 **FX23**
 Height: 9' 10" Hitch: 518 GVWR: 5,800



Length: TBD Dry: TBD **FX235**
 Height: 9' 10" Hitch: TBD GVWR: TBD



Desert Suede

Truffle

Pebble

Brownstone

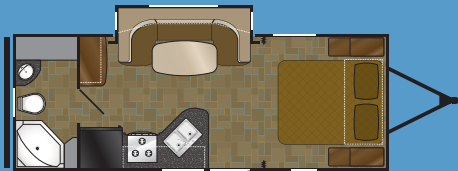
Flooring

North Trail

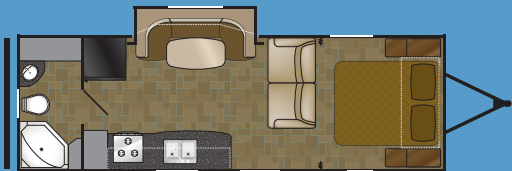
**8 FOOT WIDE
LIGHTWEIGHT TRAILERS**



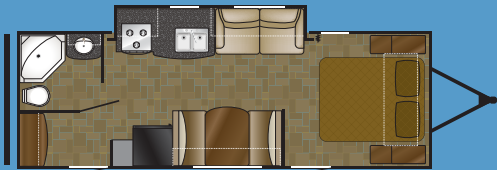
**KING SLIDES
8 FOOT WIDE**



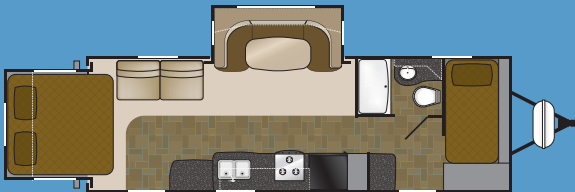
Length: 26' 6" Dry: 4,450 **NT 21FBS**
Height: 10' 2" Hitch: 390 GVWR: 6,900



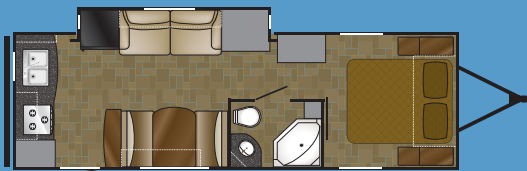
Length: 29' 7" Dry: 4,950 **NT 22FBS**
Height: 10' 2" Hitch: 325 GVWR: 6,900



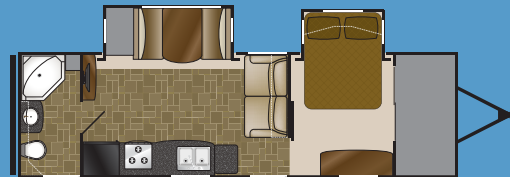
Length: 28' 8" Dry: 4,825 **NT 24RBS**
Height: 10' 2" Hitch: 352 GVWR: 6,900



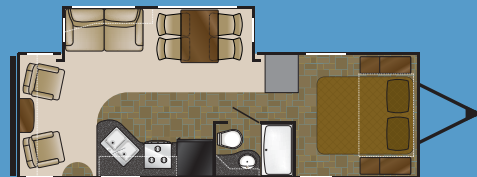
Length: 29' 2" Dry: 6,416 **NT 25RSDS**
Height: 10' 10" Hitch: 774 GVWR: 8,600



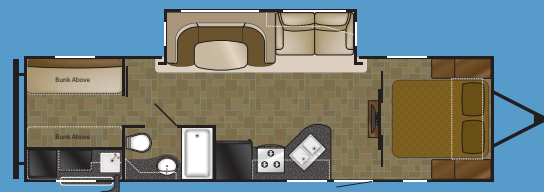
Length: 30' 5" Dry: 5,260 **NT 26RKS**
Height: 10' 2" Hitch: 620 GVWR: 6,900



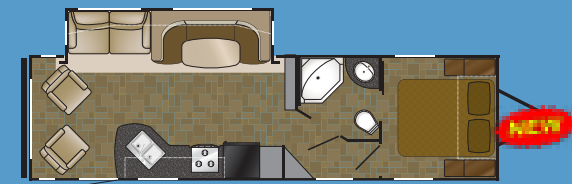
Length: 32' 6" Dry: 7,104 **NT 26BRSS**
Height: 10' 10" Hitch: 718 GVWR: 8,600



Length: 30' 2" Dry: 5,906 **NT 26LRSS**
Height: 10' 10" Hitch: 572 GVWR: 8,600

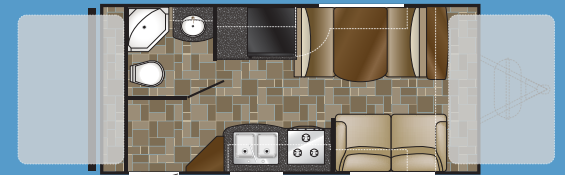


Length: 34' 5" Dry: 7,108 **NT 29BUDS**
Height: 10' 10" Hitch: 752 GVWR: 8,600

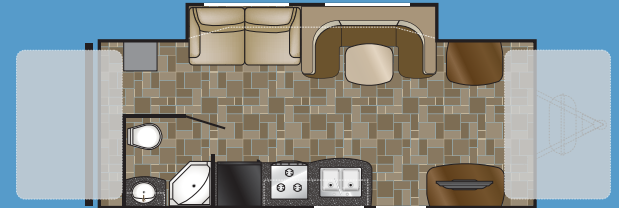


Length: 34' 4" Dry: TBD **NT 29LRSS**
Height: 10' 10" Hitch: TBD GVWR: 8,600

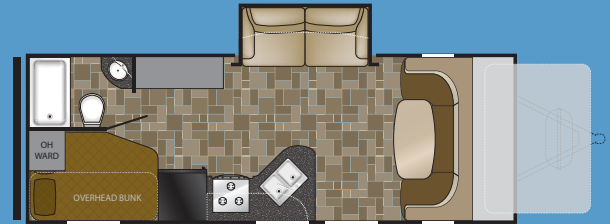
TENT ENDS



Length: 21' 9" Dry: 4,086 **T19 TENT**
Height: 9' 10" Hitch: 362 GVWR: 6900



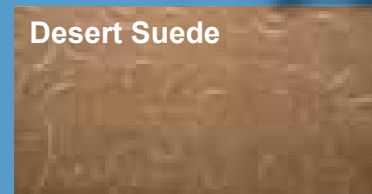
Length: 24' 6" Dry: 4,656 **T20 TENT**
Height: 9' 10" Hitch: 492 GVWR: 6900




Length: 26' 5" Dry: 4,816 **T22 TENT**
Height: 9' 10" Hitch: 446 GVWR: 6900




Desert Suede




Truffle



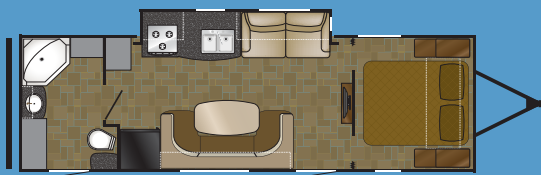
Pebble



Flooring

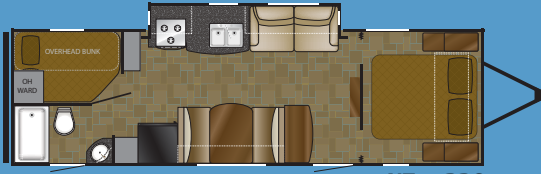


STANDARDS & OPTIONS



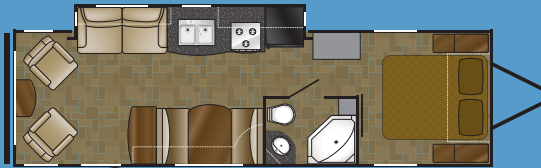
Length: 31' 2" Dry: 5,523
Height: 10' 2" Hitch: 492 GVWR: 6,900

NT 27RBS



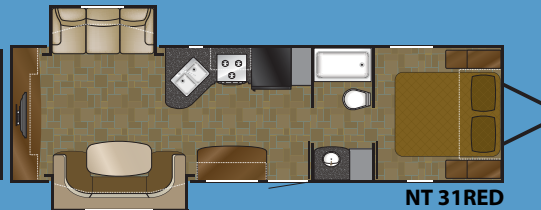
Length: 32' 0" Dry: 5,180
Height: 10' 2" Hitch: 482 GVWR: 6,900

NT 28BRS



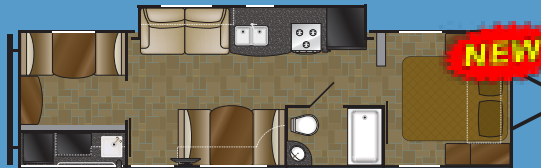
Length: 32' 5" Dry: 5,935
Height: 10' 2" Hitch: 690 GVWR: 6,900

NT 28RLS



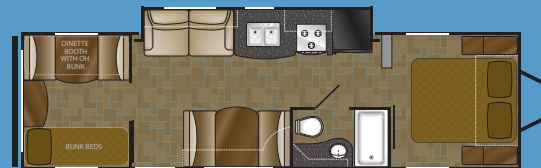
Length: 33' 6" Dry: 5,545
Height: 10' 2" Hitch: 610 GVWR: 6,900

NT 31RED



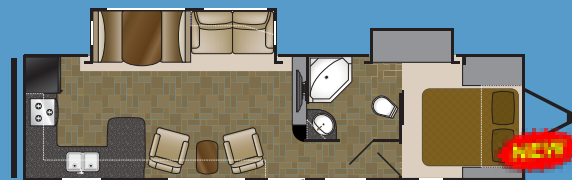
Length: 33' 10" Dry: 5,995
Height: 10' 2" Hitch: 459 GVWR: 7,200

NT 30QOK



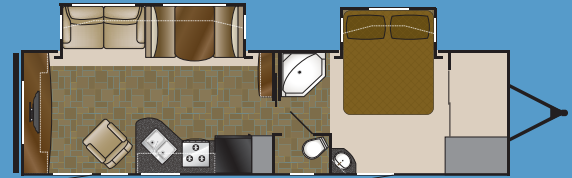
Length: 33' 10" Dry: 5,540
Height: 10' 2" Hitch: 675 GVWR: 6,900

NT 31QBS



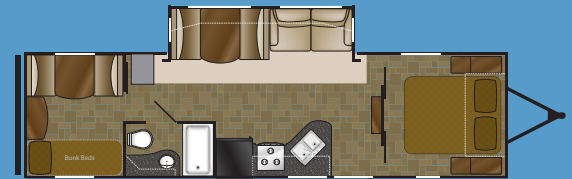
Length: 36' 9" Dry: TBD
Height: 10' 10" Hitch: TBD GVWR: 8,600

NT 30RKDD



Length: 35' 8" Dry: 7,400
Height: 10' 10" Hitch: 822 GVWR: 8,600

NT 31RESS



Length: 35' 4" Dry: 6,740
Height: 10' 10" Hitch: 880 GVWR: 8,600

NT 31BDSS



Length: 35' 10" Dry: 7,095
Height: 10' 10" Hitch: 814 GVWR: 8,600

NT 32BHDS



Length: 35' 10" Dry: 7,158
Height: 10' 10" Hitch: 708 GVWR: 8,600

NT 32QBSS



Length: 35' 10" Dry: 7,299
Height: 10' 10" Hitch: 655 GVWR: 8,600

NT 32BUDS

INTERIOR

- Radius Counter Tops
- Smoke Detector
- LP Detector
- Fire Extinguisher
- 8 ft. Wide-Body Design
- 78" Interior Height (T.T.)
- Monitor Panel in Bathroom
- Cable TV Prep
- Dual Ducted 13.5 A/C
- AM/FM CD/DVD Player
- LCD TV (T.T.)
- Raised Panel Overhead Cabinets Doors
- TV Antenna w/Booster

KITCHEN

- Steel Ball-Bearing Drawer Guides -Full Extension
- Hi-Rise Kitchen Faucet
- Conventional Oven
- 3-Burner Range
- Residential Linoleum Flooring
- Power Range Hood w/Light
- Double Door Refer
- Solid Surface Counter Tops
- Stainless Steel Sink with Cover

BATH AREA

- Shower Skylight
- Tub Surround with Built-in Shelves
- Hardwood Medicine Cabinet
- Bathroom Power Vent w/Wall Switch
- Porcelain Foot Flush Toilet

BEDROOM

- 74" Queen Bed, Foam - (80" in 5th)
- Pullout Drawers in Bedbase (most models)
- Bedroom Night Stands
- Reading Lights
- 120V Outlets on Both Night Stands

EXTERIOR

- Heated & Enclosed Underbelly
- E-Z Lube Hubs
- 4 Stab Jacks T.T. (2 on 5th)
- 14" Tires T.T. (15" on 5th & King Slide)
- Outside Speakers
- Outside Shower
- Power Awning (T.T.)
- Spare Tire
- Exterior 120V Outlet
- Large Assist Entry Handle
- One Piece Rubber Roofing Material

FEATURES

- Diamond Plate Front Rock Guard (T.T.)
- 25,000 BTU Furnace (35,000 BTU on King Slide Models)
- The FIRST UDC (Universal Docking Center) in a Lightweight, Mid-Pro 5th Wheel! (5th only)
- 6 DSI Gas/Electric Water Heater
- Fresh Water 36 Gal (T.T.) 47 Gal (5th)
- Gray/Black 37 Gal (T.T.) 40 Gal (5th)
- Electric Slide Outs
- Black Tank Flush System
- Slam Latch Baggage Doors
- NT KITCHEN PACKAGE:
 - Upgraded Oil Rubbed Bronze Hardware
 - Upgraded Decorative Glass Inserts
 - Removable Dinette Table (inside/outside) (most models)
 - Large Viewing Window in Kitchen (T.T.)
 - Full Extension Ball Bearing Drawer Guides
 - Deep Pantry with Removable Shelves (most models)

OPTIONS

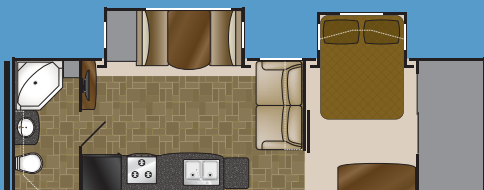
- RVQ Grill (T.T.)
- Aluminum Wheels (T.T.)
- Power Stability Jacks (T.T.)
- 78" Pillow-Top Mattress (T.T.)
- Free Standing Dinette (King Slides)
- 15K A/C (T.T. & 5th)
- ToyLok (T.T. & 5th)
- 32" LCD TV (5th)
- Power Awning (5th)
- Black Refrigerator Door Insert (T.T.)

* Lightweight Strength Package:

- Laminated Crowned Roof System
- Block Foam Brick Insulation
- Aluminum Construction (front, back and side walls, floor, roof)
- Enclosed and Heated Underbelly
- Radius Double Entry Step
- Tinted Safety Glass Windows
- 2" Thick (R-7) Sidewall Construction
- 4 Stabilizer Jacks with Sand Pads (T.T.)
- WIDE-TRAX Axle Placement (T.T.)
- HD Leaf Spring Suspension
- Dual 20 lb. LP Tanks (T.T.)
- Dual 30 lb. LP Tanks (5th)

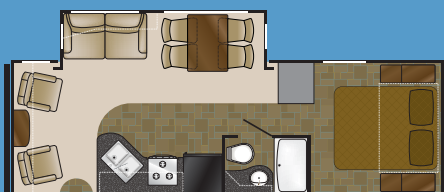
North Trail

Caliber Edition



Length: 32' 6" Dry: 7,104
Height: 10' 10" Hitch: 718 GVWR: 8,600

NT 26BRSS



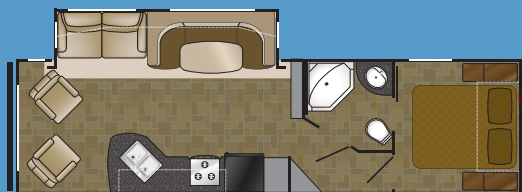
Length: 30' 2" Dry: 5,906
Height: 10' 10" Hitch: 572 GVWR: 8,600

NT 26LRSS



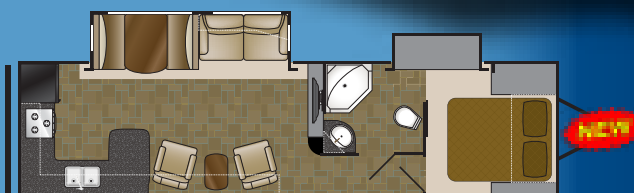
Length: 34' 5" Dry: 7,108
Height: 10' 10" Hitch: 752 GVWR: 8,600

NT 29BUDS



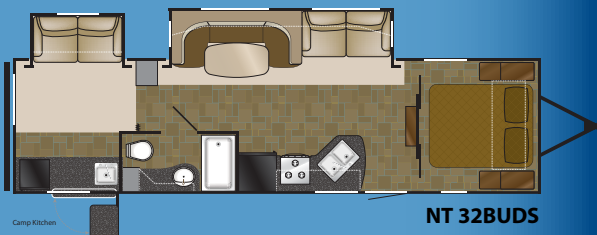
Length: 34' 4" Dry: TBD
Height: 10' 10" Hitch: TBD GVWR: 8,600

NT 29LRSS



Length: 36' 9" Dry: TBD
Height: 10' 10" Hitch: TBD GVWR: 8,600

NT 30RKDD



Length: 35' 10" Dry: 7,299
Height: 10' 10" Hitch: 655 GVWR: 8,600

NT 32BUDS



Caliber Edition
Includes Everything
on Standard North Trails
Plus:

- Aerodynamic Front Cap
- Frameless Windows
- Cherry Wood
- Wood Blinds
- Kitchen Pull-out Sprayer Faucet
- Solid Surface Under-mount Bathroom Sink
- Optional Full Body Paint



FIFTH WHEELS.



I ONLY WEIGH 7,180 lb

Length: 30' 5" Dry: 7,180
Height: 11' 10" Hitch: 1,420 GVWR: 11,580

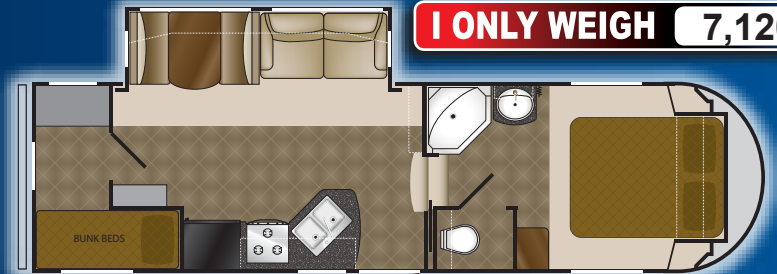
NT 27RL



I ONLY WEIGH 6,610 lb

Length: 26' 4" Dry: 6,610
Height: 11' 10" Hitch: 1,135 GVWR: 11,295

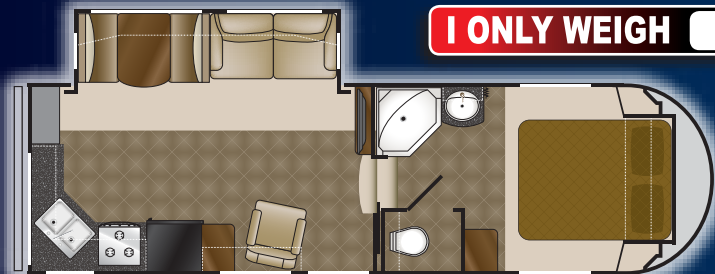
NT 24RL



I ONLY WEIGH 7,120 lb

Length: 30' 5" Dry: 7,120
Height: 11' 10" Hitch: 1,420 GVWR: 11,580

NT 28BH



I ONLY WEIGH 6,792 lb

Length: 28' 5" Dry: 6,792
Height: 11' 10" Hitch: 1,270 GVWR: 11,430

NT 26RK



I ONLY WEIGH 7,120 lb

Length: 30' 5" Dry: 7,120
Height: 11' 10" Hitch: 1,200 GVWR: 11,360

NT 29RE



Heartland Recreational Vehicles
 1001 All-Pro Drive • Elkhart, IN 46514 • 574-262-5992

Community. Convenience. Close-to-home.

Where you purchase your recreational vehicle is ultimately your decision but Heartland urges you to consider buying at your local dealer. Dealers are part of your community, providing jobs and contributing to your local economy. These dealers are under obligation to provide warranty service for products they sell, but are not legally required to service products purchased from other dealers. At some point, you may need to return to the dealer you buy from - why not stay close to home? After all, home is where your Heartland is!

BENEFITS OF PURCHASING YOUR RV LOCALLY:

- You enjoy valuable relationship building with Dealer Representatives, close to your home, who will explain the features and benefits of the product.
- You receive a full product orientation prior to delivery, which includes hands-on directions for many of the coach's systems and functions. You are also introduced to the Dealership's Service/Parts/Warranty personnel who are at the ready to help you with any issues you may encounter, now and in the future.
- You enjoy customer PRIORITY. Dealerships generally service their purchasing customers first - others may experience long delays and miss opportunities to use their RV. What is it worth for you to have a dealership's full attention and motivation to satisfy you when you need service - in a timely manner?
- Valuable TAX dollars and jobs stay in YOUR community which pays for your roads, schools, police and fire departments.

DON'T UNDERESTIMATE CUSTOMER SERVICE AND PERSONAL CARE!

For Canadian Residents: If you purchase an RV out-of-country, there are additional fees, taxes and inspections that must be met before bringing your product home. Your local Canadian dealers are experts in these provisions.

Your Authorized Heartland Dealer:

www.HEARTLANDRVS.com

Experience:
 Product Walk-Through Videos
 Side By Side Comparisons
 Feature Videos • Photo Galleries
 Virtual 360° Tours
 Detailed Floor Plans
 News • Testimonials
 Customer Service
 Service Locator
 Owners Club • More
 at our Informative Web Site

North Trail

BY HEARTLAND

VENDOR DIRECT 800#	
CALL DIRECT FOR DIRECT RESULTS! TOLL FREE & WARRANTY PHONE NUMBERS	
LIPPERT	1-866-534-7821
DEXTER AILE	1-674-265-7888
DOMETIC	1-800-544-4881
NORCO	1-800-347-2332
SHUR FLOW	1-800-854-3216
THEYFORD	1-800-543-1219
KOB	1-800-320-7061
TREXID TIRE	1-866-443-9907
A.S.A.	1-800-689-3135
PROGRESSIVE	1-269-781-4241
CHENG	1-877-284-8987
ATWOOD	1-866-869-3116
SUBURBAN	1-423-775-2131
SWAN	1-800-228-7933
B & B	1-674-268-7833
FLAN	1-674-634-2163
SEAT TECH	1-866-624-7821
ONAN	1-800-888-6626
DMPLEX	1-800-688-6683
HAUER	1-877-481-4783
CAREFREE	1-800-622-3230
DEKA	1-800-439-6894
WHIRLPOOL	1-800-543-1219
MAYTAG	1-800-546-9086
NORCOLD	1-800-543-1219

**Call Direct,
Fast Results!
800# LABEL
IN EVERY HEARTLAND**

We provide a convenient sticker in each coach listing the warranty phone numbers of our most common vendor partners so that if you choose to, you may work directly with them to more quickly resolve issues or obtain replacement items.



**HEARTLAND
CUSTOMER SERVICE**

WE'VE GOT YOUR BACK!

Over 40 men and women located in a dedicated facility servicing our customers every day. With a dealer network of over 400 locations across the U.S. and Canada, you're never far from an authorized Heartland dealer.

Product information is as accurate as possible as of the date of publication of this brochure. Due to Heartland's commitment to continuous product improvement - floorplans, materials, components, features, specifications, options, etc. are subject to change without notice or obligation to Heartland Recreational Vehicles.

Product information and specifications apply to coaches beginning with serial number 231982

Tow Vehicle Caution: Owners of Heartland recreational vehicles are solely responsible for the selection and proper use of tow vehicles. All customers should consult with a motor vehicle manufacturer or their dealer concerning the purchase and use of suitable tow vehicles for Heartland products. Heartland disclaims any liability or damages suffered as a result of the selection, operation, use or misuse of a tow vehicle. Heartland's limited warranty does not cover damage to the recreational vehicle or the tow vehicle as a result of the selection of the tow vehicle.

See your nearest Heartland dealer to review a current model. 25,000 Litho 1/11