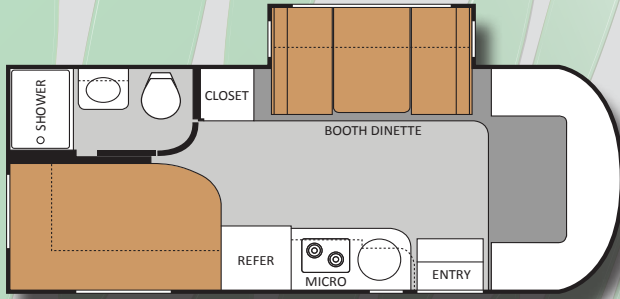
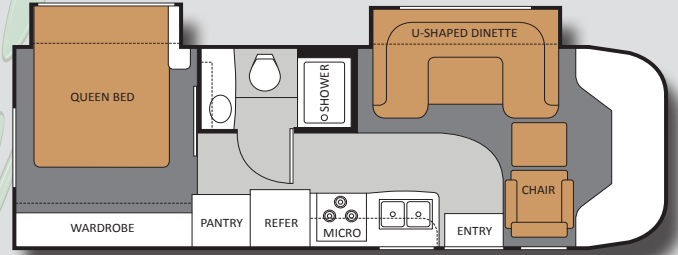


CITATION

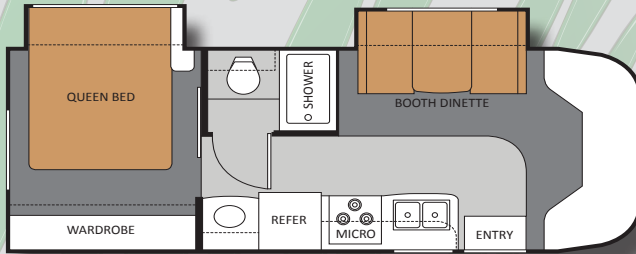
B+ Class Motorhomes



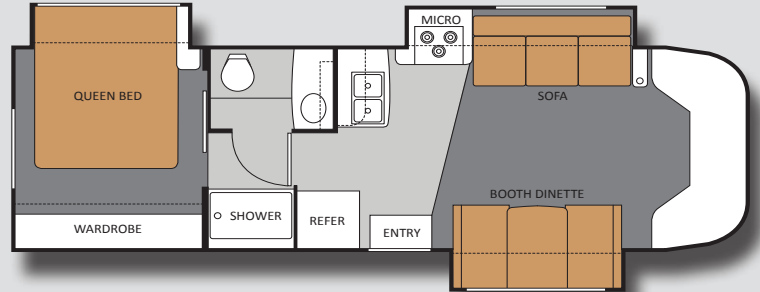
24SA SPRINTER



28BK



26BE



29BG

Specifications

Specifications		Standard B+			Sprinter B+
	Model	26BE	28BK	29BG	24SA
WEIGHT RATING (LBS.)	Ford Chassis - Triton Engine	6.8L/V-10	6.8L/V-10	6.8L/V-10	N/A
	Gross Vehicle (GVWR)	14,500	14,500	14,500	N/A
	Gross Combined (GCWR)	22,000	22,000	22,000	N/A
	Sprinter Chassis - Turbo Diesel Engine	N/A	N/A	N/A	3.0L/V-6
MEASUREMENTS	Gross Vehicle (GVWR)	N/A	N/A	N/A	11,030
	Gross Combined (GCWR)	N/A	N/A	N/A	15,250
	Exterior Length (without ladder)	27'9"	29'9"	31'4"	24'6"
	Exterior Height (with A/C)	10'7"	10'7"	10'7"	10'10"
	Exterior Width (without mirrors)	94"	94"	94"	90"
	Interior Height	80"	80"	80"	80"
	Awning Size	18'	18'	20'	14'6"
	Fuel (gallons)	55	55	55	26.4
CAPACITIES	LPG (pounds)	40.9	40.9	40.9	68.2
	Fresh Water/Waste/Gray (gallons)	33/25/33	33/25/32	33/25/23	40/38/34
	Water Heater (gallons)	6	6	6	6
	Exterior Storage Capacity (cubic feet)	16	17	24	56



Citation/Sprinter Standard & Optional Features

BODY CONSTRUCTION/EXTERIOR		B+	SP																		
Fully welded tubular steel floor system	S	N/A	Leatherette driver and passenger captain's chairs	S	S	European 2-burner high-output gas range top with glass cover	N/A	S	Fire extinguisher	S	S										
			Power driver's seat	O	N/A	Stainless steel power range hood	S	S	Slide-out battery tray	S	N/A										
Fully welded tubular aluminum floor	N/A	S	Back-up monitor	S	S	Stainless steel convection microwave	S	S	Keyless entry for cab doors	N/A	S										
			Cockpit Carpet Mat	N/A	S																
Curved sidewall design	S	N/A	INTERIOR		B+	SP	Non-stainless steel convection oven (Canadian units only)	S	N/A	ELECTRICAL & PLUMBING		B+	SP								
Fully welded tubular aluminum roof and sidewall cage construction	S	S	80" interior ceiling height	S	S	Laminate countertops	S	S	Onan® RV MicroQuiet™ 4.0 (4000 watts) gas generator	O	N/A										
			Electric Euro-skylight	N/A	S	Solid surface countertop with sink covers	O	O	Onan® 3.6 (3600 watts) LP generator	N/A	S										
Vacu-Bond laminated roof, walls and floors with high-density block foam insulation	S	S	Residential linoleum (galley, bath and entry way)	S	N/A	Flip-up countertop extension	S	N/A	Onan® RV QD 3200 (3200 watts) diesel generator	N/A	O										
Slick fiberglass exterior sidewalls	S	S	Residential linoleum (galley, bath and living area)	N/A	S	Large stainless steel single bowl sink with goose neck faucet	N/A	S	Power Package: includes Automatic shoreline-to-generator transfer switch, Second auxiliary house battery, 6-gallon gas/electric water heater & Automatic electric entrance step												
Exterior graphics package	S	S	Metal entry grab handle	S	S	Large double bowl sink	S	N/A													
Exterior graphics with partial paint packages	O	O	Windshield privacy curtain	S	S	Pantry (28BK only)	S	N/A													
Full-body paint package with Gel-coat sidewalls	O	O	Cab-over bed ladder	N/A	S	Full extension drawer guides	S	S													
			13,500 BTU low-profile A/C in front	S	S	ENTERTAINMENT & ACCESSORIES		B+	SP	30-amp service with shore line power cord	S	S									
Premium one-piece TPO roof	S	S	15,000 BTU low-profile A/C in front	O	N/A	Front entertainment center with 32" LCD TV in cab-over	S	N/A	Automatic shoreline-to-generator transfer switch	PP	S										
Crown roof	S	S	Ceiling ducted A/C system	S	S	19" LCD TV over the door with DVD entertainment system	N/A	S	Battery disconnect switch	S	S										
One-piece fiberglass front and rear caps	S	S	Fluorescent ceiling lighting	S	S	Front entertainment center with 26" LCD TV in cab-over	N/A	O	Emergency start switch	S	N/A										
Manual patio awning	S	S	Directional reading lights	S	S	Portable 19" LCD TV in bedroom - can be removed and mounted to exterior hook-ups	O	O	Auxiliary house battery	S	S										
Roof ladder	S	S	Cherry cabinetry	S	S				Second auxiliary house battery	PP	O										
Seamless roto-cast storage compartments	S	S	European style curved cabinetry with hidden hinges	S	S	Home theater system with DVD player and radio tuner	O	N/A	6-gallon gas water heater	S	N/A										
Flush mount radius luggage doors	S	N/A	Hardware with brushed nickel finish	S	S	Outside entertainment center includes 26" LCD TV with AM/FM stereo, CD/DVD player with iPod ready jack and speakers	O	N/A	6-gallon gas/electric water heater	PP	S										
Side hinged slab luggage doors	N/A	S	Night shades throughout	S	S				Black tank flush system	S	N/A										
Slide-out room awning	S	S	Soft touch vinyl ceiling	S	S	TV antenna and booster	S	S	Water heater bypass system	S	S										
Automatic electric entrance step	PP	S	Booth dinette (N/A 28BK)	S	S	Cable TV prep	S	S	Holding tanks with heat pads	O	O										
Clear acrylic, entry grab handle	S	S	Leatherette Euro-recliner with ottoman (28BK only)	S	N/A	HD/DSS satellite prep	S	S													
Outside Shower	O	S				BEDROOM/BATHROOM		B+	SP												
AUTOMOTIVE/COCKPIT	B+	SP	Leatherette U-shape dinette IPO booth dinette (Std. 28BK)	S	O	Queen-size innerspring mattress	S	S	STANDARD/OPTION KEY												
			Fabric/Leatherette U-shape dinette IPO booth dinette	N/A	O	Bedspread and pillow shams	S	S													
AM/FM dash radio with large buttons, CD player and weather band tuner; iPod and Sirius® satellite ready	S	S	Leatherette hide-a-bed sofa with air mattress (Std. 29BG)	S	N/A	Power bath vent	S	S	B+	26BE, 28BK & 29BG											
Power window and door locks	S	S	Leatherette hide-a-bed sofa with air mattress and pedestal table IPO booth dinette (26BE & 24SA only)	O	O	China bowl toilet	S	S	SP	24SA											
3-Point driver and passenger seat belts	S	S				Skylight in shower	S	S													
Driver and passenger air bags	S	S				Shower with glass door	S	S	S	Standard											
Fiberglass running boards	S	S				SAFETY/CONVENIENCE		B+	SP												
Stainless steel wheel liners	S	S	Fantastic fan	O	O	Entry door with deadbolt lock	S	S	N/A	Not Available											
Heated, remote exterior mirrors	S	S	GALLEY		B+	SP	System control center	S	S	PP	Power Package										
Spare tire kit	O	S	Double door refrigerator with stainless steel door inserts	S	S																
3,500-lb. trailer hitch	N/A	S				Smoke, LPG, carbon monoxide detectors	S	S													
5,000-lb. trailer hitch	S	N/A	3-burner high-output cooktop with cover	S	N/A																

VEHICLE LOADING: Every effort has been made to provide the greatest number of options for the recreation vehicle owner. Along with these choices comes the responsibility to manage the loads that are imposed by the choices so that they remain within the manufacturer's specified chassis weight limits. Do not overload the recreation vehicle.

IMPORTANT: Towing capacity may vary by chassis model, floorplan, options and loading of the vehicle. This may result in a towing capacity which is less than the maximum capacity of the hitch. Do not exceed the vehicle's Gross Combined Weight Rating (GCWR), or the hitch rating. A separate functioning

brake system is required for any towed vehicle or trailer weighing more than 1,000 lbs. (450 KG) when fully loaded. Liquid capacities and weights are approximations only.

WARNING: This information is intended as a guide only. Weights of individual vehicles may vary. Consult your owner's manual and weight sticker affixed to each vehicle for complete loading, weighing, and towing instructions.

WARRANTY: The vehicles are provided with a twelve (12) month, 15,000-mile limited warranty. Chassis, component part and appliance manufacturers may issue limited warranties covering those portions of

the vehicle not covered by the limited warranties issued by Thor Motor Coach. To learn what portions of the vehicle are excluded from coverage under the limited warranties issued by Thor Motor Coach, please contact your selling dealership or Thor Motor Coach directly, or review the warranty packet inside the vehicle.

Product information, specifications, and photography in this brochure were as accurate as possible at time of printing. Photographs may contain some features that are optional on your vehicle. Since we continually strive to improve our products, actual products may differ. The manufacturer reserves the

right, at any time, to make changes in product design, materials, component specifications and pricing, without notice. All capacities are approximate and dimensions are nominal. Some features or options may be different or unavailable in Canada.



© 2011 Chateau Citation
Litho USA 0711