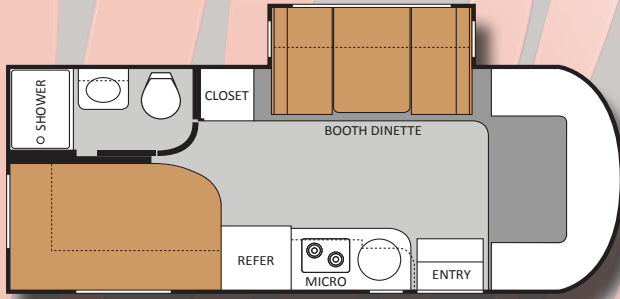
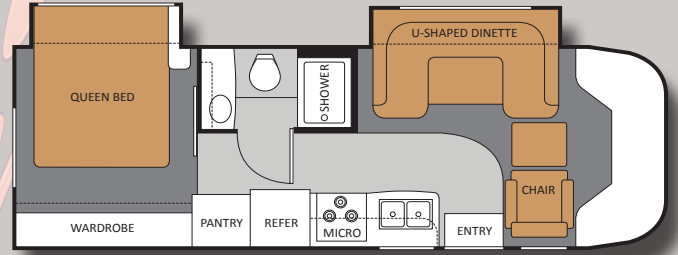


Siesta

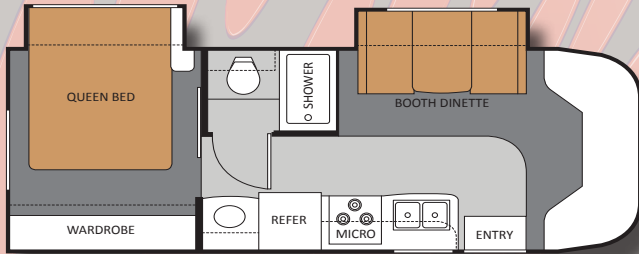
B+ Class Motorhomes



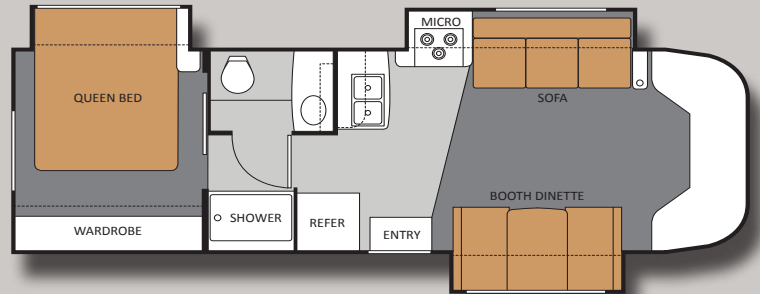
24SA SPRINTER



28BK



26BE



29BG

Specifications

		Standard B+			Sprinter B+
		26BE	28BK	29BG	24SA
WEIGHT RATING (LBS.)	Ford Chassis - Triton Engine	6.8L/V-10	6.8L/V-10	6.8L/V-10	N/A
	Gross Vehicle (GVWR)	14,500	14,500	14,500	N/A
	Gross Combined (GCWR)	22,000	22,000	22,000	N/A
	Sprinter Chassis - Turbo Diesel Engine	N/A	N/A	N/A	3.0L/V-6
	Gross Vehicle (GVWR)	N/A	N/A	N/A	11,030
	Gross Combined (GCWR)	N/A	N/A	N/A	15,250
MEASUREMENTS	Exterior Length (without ladder)	27'9"	29'9"	31'4"	24'6"
	Exterior Height (with A/C)	10'7"	10'7"	10'7"	10'10"
	Exterior Width (without mirrors)	94"	94"	94"	90"
	Interior Height	80"	80"	80"	80"
	Awning Size	18'	18'	20'	14'6"
CAPACITIES	Fuel (gallons)	55	55	55	26.4
	LPG (pounds)	40.9	40.9	40.9	68.2
	Fresh Water/Waste/Gray (gallons)	33/25/33	33/25/32	33/25/23	40/38/34
	Water Heater (gallons)	6	6	6	6
	Exterior Storage Capacity (cubic feet)	16	17	24	56



Siesta/Sprinter Standard & Optional Features

BODY CONSTRUCTION/EXTERIOR		B+	SP												
Fully welded tubular steel floor system	S	N/A	Leatherette driver and passenger captain's chairs	S	S	European 2-burner high-output gas range top with glass cover	N/A	S	Fire extinguisher	S	S				
Fully welded tubular aluminum floor	N/A	S	Power driver's seat	O	N/A	Stainless steel power range hood	S	S	Slide-out battery tray	S	N/A				
Curved sidewall design	S	N/A	Back-up monitor	S	S	Stainless steel convection microwave	S	S	Keyless entry for cab doors	N/A	S				
Fully welded tubular aluminum roof and sidewall cage construction	S	S	Cockpit Carpet Mat	N/A	S	Non-stainless steel convection oven (Canadian units only)	S	N/A	Convenience package: keyless entry and valve stem extenders	O	N/A				
Vacu-Bond laminated roof, walls and floors with high-density block foam insulation	S	S	INTERIOR		B+	SP	Laminite countertops	S	S	ELECTRICAL & PLUMBING		B+	SP		
Slick fiberglass exterior sidewalls	S	S	80" interior ceiling height	S	S	Solid surface countertop with sink covers	O	O	Onan® RV MicroQuiet™ 4.0 (4000 watts) gas generator	O	N/A	Onan® 3.6 (3600 watts) LP generator	N/A	S	
Exterior graphics package	S	S	Electric Euro-skylight	N/A	S	Flip-up countertop extension	S	N/A	Onan® RV QD 3200 (3200 watts) diesel generator	N/A	O	Power Package: includes Automatic shoreline-to-generator transfer switch, Second auxiliary house battery, 6-gallon gas/electric water heater & Automatic electric entrance step	O	N/A	
Exterior graphics with partial paint packages	O	O	Residential linoleum (galley, bath and entry way)	S	N/A	Large stainless steel single bowl sink with goose neck faucet	N/A	S	Power Package: includes Automatic shoreline-to-generator transfer switch, Second auxiliary house battery, 6-gallon gas/electric water heater & Automatic electric entrance step	O	N/A	30-amp service with shore line power cord	S	S	
Full-body paint package with Gel-coat sidewalls	O	O	Residential linoleum (galley, bath and living area)	N/A	S	Large double bowl sink	S	N/A	Automatic shoreline-to-generator transfer switch	PP	S	Battery disconnect switch	S	S	
Premium one-piece TPO roof	S	S	Metal entry grab handle	S	S	Pantry (28BK only)	S	N/A	Battery disconnect switch	S	N/A	Emergency start switch	S	N/A	
Crown roof	S	S	Windshield privacy curtain	S	S	Full extension drawer guides	S	S	Auxiliary house battery	S	S	Second auxiliary house battery	PP	O	
One-piece fiberglass front and rear caps	S	S	Cab-over bed ladder	N/A	S	ENTERTAINMENT & ACCESSORIES		B+	SP	6-gallon gas water heater	S	N/A	6-gallon gas/electric water heater	PP	S
Manual patio awning	S	S	13,500 BTU low-profile A/C in front	S	S	Front entertainment center with 32" LCD TV in cab-over	S	N/A	19" LCD TV over the door with DVD entertainment system	N/A	S	6-gallon gas water heater	S	N/A	
Roof ladder	S	S	15,000 BTU low-profile A/C in front	O	N/A	19" LCD TV in cab-over	N/A	S	Front entertainment center with 26" LCD TV in cab-over	N/A	O	Black tank flush system	S	N/A	
Seamless roto-cast storage compartments	S	S	Ceiling ducted A/C system	S	S	Portable 19" LCD TV in bedroom - can be removed and mounted to exterior hook-ups	O	O	Home theater system with DVD player and radio tuner	O	N/A	Water heater bypass system	S	S	
Flush mount radius luggage doors	S	N/A	Fluorescent ceiling lighting	S	S	Home theater system with DVD player and radio tuner	O	N/A	Outside entertainment center includes 26" LCD TV with AM/FM stereo, CD/DVD player with iPod ready jack and speakers	O	N/A	Holding tanks with heat pads	O	O	
Side hinged slab luggage doors	N/A	S	Directional reading lights	S	S	Outside entertainment center includes 26" LCD TV with AM/FM stereo, CD/DVD player with iPod ready jack and speakers	O	N/A	TV antenna and booster	S	S				
Slide-out room awning	S	S	Cherry cabinetry	S	S	Cable TV prep	S	S	Cable TV prep	S	S				
Automatic electric entrance step	PP	S	European style curved cabinetry with hidden hinges	S	S	HD/DSS satellite prep	S	S	HD/DSS satellite prep	S	S				
Clear acrylic, entry grab handle	S	S	Hardware with brushed nickel finish	S	S	BEDROOM/BATHROOM		B+	SP	Queen-size innerspring mattress	S	S			
Outside Shower	O	S	Night shades throughout	S	S	Bedspread and pillow shams	S	S	Power bath vent	S	S				
AUTOMOTIVE/COCKPIT		B+	SP	Soft touch vinyl ceiling	S	S	China bowl toilet	S	S	China bowl toilet	S	S			
AM/FM dash radio with large buttons, CD player and weather band tuner; iPod and Sirius® satellite ready	S	S	Booth dinette (N/A 28BK)	S	S	Skylight in shower	S	S	Skylight in shower	S	S				
Power window and door locks	S	S	Leatherette Euro-recliner with ottoman (28BK only)	S	N/A	Shower with glass door	S	S	Shower with glass door	S	S				
3-Point driver and passenger seat belts	S	S	Leatherette U-shape dinette IPO booth dinette (Std. 28BK)	S	O	SAFETY/CONVENIENCE		B+	SP	Entry door with deadbolt lock	S	S			
Driver and passenger air bags	S	S	Fabric/Leatherette U-shape dinette IPO booth dinette	N/A	O	System control center	S	S	System control center	S	S				
Fiberglass running boards	S	S	Leatherette hide-a-bed sofa with air mattress (Std. 29BG)	S	N/A	Smoke, LPG, carbon monoxide detectors	S	S	Smoke, LPG, carbon monoxide detectors	S	S				
Stainless steel wheel liners	S	S	Leatherette hide-a-bed sofa with air mattress and pedestal table IPO booth dinette (26BE & 24SA only)	O	O										
Heated, remote exterior mirrors	S	S	Fantastic fan	O	O										
Spare tire kit	O	S	GALLEY		B+	SP									
3,500-lb. trailer hitch	N/A	S	Double door refrigerator with stainless steel door inserts	S	S										
5,000-lb. trailer hitch	S	N/A	3-burner high-output cooktop with cover	S	N/A										

STANDARD/OPTION KEY

B+	26BE, 28BK & 29BG
SP	24SA
S	Standard
O	Optional
N/A	Not Available
PP	Power Package

VEHICLE LOADING: Every effort has been made to provide the greatest number of options for the recreation vehicle owner. Along with these choices comes the responsibility to manage the loads that are imposed by the choices so that they remain within the manufacturer's specified chassis weight limits. Do not overload the recreation vehicle.

IMPORTANT: Towing capacity may vary by chassis model, floorplan, options and loading of the vehicle. This may result in a towing capacity which is less than the maximum capacity of the hitch. Do not exceed the vehicle's Gross Combined Weight Rating (GCWR), or the hitch rating. A separate functioning

brake system is required for any towed vehicle or trailer weighing more than 1,000 lbs. (450 KG) when fully loaded. Liquid capacities and weights are approximations only.

WARNING: This information is intended as a guide only. Weights of individual vehicles may vary. Consult your owner's manual and weight sticker affixed to each vehicle for complete loading, weighing, and towing instructions.

WARRANTY: The vehicles are provided with a twelve (12) month, 15,000-mile limited warranty. Chassis, component part and appliance manufacturers may issue limited warranties covering those portions of

the vehicle not covered by the limited warranties issued by Thor Motor Coach. To learn what portions of the vehicle are excluded from coverage under the limited warranties issued by Thor Motor Coach, please contact your selling dealership or Thor Motor Coach directly, or review the warranty packet inside the vehicle.

Product information, specifications, and photography in this brochure were as accurate as possible at time of printing. Photographs may contain some features that are optional on your vehicle. Since we continually strive to improve our products, actual products may differ. The manufacturer reserves the

right, at any time, to make changes in product design, materials, component specifications and pricing, without notice. All capacities are approximate and dimensions are nominal. Some features or options may be different or unavailable in Canada.

