

Two American icons – Airstream and Eddie Bauer – combine to provide you one unforgettable way to explore. With over 160 years of combined experience bringing quality products to generations of outdoor enthusiasts, Eddie Bauer and Airstream are two iconic brands steeped in the American traditions of innovation and adventure.

In the Airstream Eddie Bauer, broad panoramic windows and a sport hatch with a roll-away screen bring the outdoors “indoors.” We’ve included quality finishes in maple and soapstone laminates, fine quilted fabrics with contrast-piping, and “Fossil Leaf-pattern” roof locker doors. Eddie Bauer Signature goose down pillows, comforter and packable throw are all included so you’ll always be traveling in comfort and style.



**25FB Eddie Bauer Back to Front**



Most notably, the Eddie Bauer provides a wide rear sport hatch accommodating any oversized gear. Interior modular furnishings fold away to give you nearly 400 cubic feet of added space where you need it. Kayaks, bicycles, and fishing tackle load and unload effortlessly across the non-slip Aquatrac™ bumper perch.



**25FB EDDIE BAUER**



## Functional Highlights for the Outdoor Adventurer

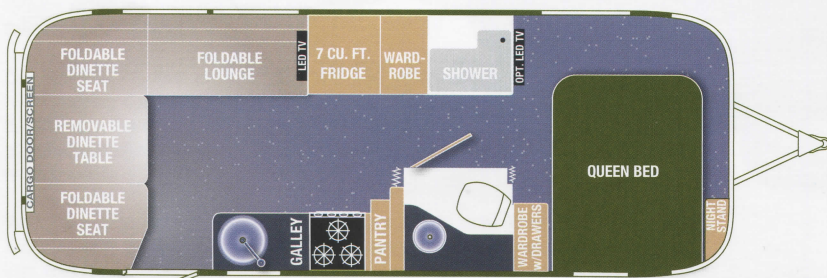
- Modular dinette/lounge furnishings fold away to increase your storage capacity (nearly 400 cu. ft.)
- Perimeter interior tie-downs secure stored gear
- Premium Michelin™ tires and 16" wheels provide greater ground clearance
- A "Fern Green" Sunbrella™ awning captures the essence of the Eddie Bauer brand.



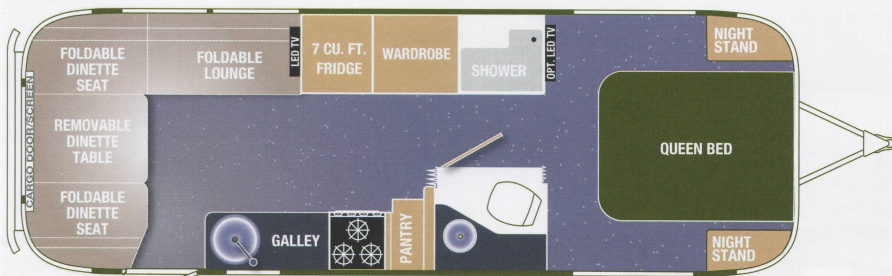
Eddie Bauer Front to Back



Interior Décor  
by Airstream  
& Eddie Bauer



25FB Eddie Bauer



27FB Eddie Bauer





*Eddie Bauer* EST. 1920



## EDDIE BAUER TECHNICAL SPECIFICATIONS

	25FB	27FB
Exterior Length	25'11"	28'
Width Exterior	8'5.5"	8'5.5"
Width Interior	8'1"	8'1"
Height Exterior w/A/C	9'7"	9'7"
Height Interior w/A/C	6'5"	6'5"
Hitch Ball Height	18.25"	18.25"
Hitch Weight (w/LP and w/o options, water and cargo) (lbs.)	734	885
Unit Base Weight (w/LP and w/o options, water and cargo) (lbs.)	5,750	5,975
Gross Vehicle Weight Rating	7,300	7,800
Axles	2	2
Net Carrying Capacity (NCC=GVWR-UBW) (lbs.)	1,550	1,825
Fresh Water Tank w/drain valve (gal.)	39	39
Black Water Tank (gal.)	39	39
Gray Water Tank (gal.)	37	37
Water Heater w/electronic ignition (gal.) (XT)	6	6
A/C w/heat pump and electronic control (BTU)	15,000	15,500
Furnace w/electronic ignition (BTU)	25,000	25,000
LPG (2 steel tanks) (lbs.)	60	60
Deep Cycle Battery (lead acid) Group 24	2	2
Sleeping Capacity	2-4	2-4
Sleeping Capacity	2-5	2-5

Please visit [www.airstream.com](http://www.airstream.com) to see a full set of model specifications, floorplans, features and options, and to find your nearest Airstream dealer.



### Four-footed friends? Welcome.

Traveling in the Eddie Bauer Airstream means never having to leave your best buddies behind. Pet-friendly features are standard – so dogs are always welcome.




Axles



GVWR

7,300 - 7,800 lbs



Length

25'11" - 28'



Sleeping Capacity

2-5



27FB Eddie Bauer Bedroom



The Airstream Eddie Bauer hatch has a roll-away screen to keep bugs out without obstructing outdoor views.







**Foldaway Furniture Creates nearly 400 Cu. Ft. of Added Storage**

Product information, specifications, and photography in this brochure were as accurate as possible at time of printing. Photographs may contain some features that are optional on your vehicle. Since we continually strive to improve our products, actual products may differ. Prices and specifications are subject to change without notice. All capacities are approximate and dimensions are nominal. Some features or options may be different or unavailable in Canada.

**Vehicle Loading** – Every effort has been made to provide the greatest number of options for the recreation vehicle owner. Along with these choices comes the responsibility to manage the loads that are imposed by the choices so that they remain within the manufacturer's specified chassis weight limits. Do not overload the recreation vehicle.

**Dry Weights** - based on standard features; optional equipment not included. Net Carrying Capacity (NCC) is determined by subtracting Unit Base Weight (UBW) from the Gross Vehicle Weight Rating (GVWR), and is the capacity available for water, options and cargo. Liquid capacities and weights are approximations only.

**Warning** – This information is intended as a guide only. Weights of individual vehicles may vary. Consult your owner's manual for complete loading, weighing, and towing instructions.



**27FB Eddie Bauer Back to Front**

Airstream now offers  
 24/7 roadside  
 service & technical  
 assistance provided  
 by CoachNet.

**Coach-Net**

RV Membership Plans



**nmc**  
 NATIONAL MOTOR CLUB

Airstream, Inc.  
 419 West Pike Street  
 P.O. Box 629  
 Jackson Center, OH  
 45334 USA  
 937-596-6111  
 www.airstream.com

All content and images  
 © Airstream 2013 & 2014

Eddie Bauer 12k 8/13



Airstream is a subsidiary of Thor Industries, Inc.