



Travel Trailers



Travel Trailers

The Airstream Warranty

At Airstream we understand the importance of warranty coverage for each travel trailer. Airstream is committed to our company-wide program for continuous quality improvement. We are further committed to using products that conform to all established safety standards, requirements and the reasonable expectations of our customers.

This commitment is backed by our two year bumper to bumper warranty.

Warranty

Trailer Warranty	Two years; transferrable
Structural Warranty	Two years



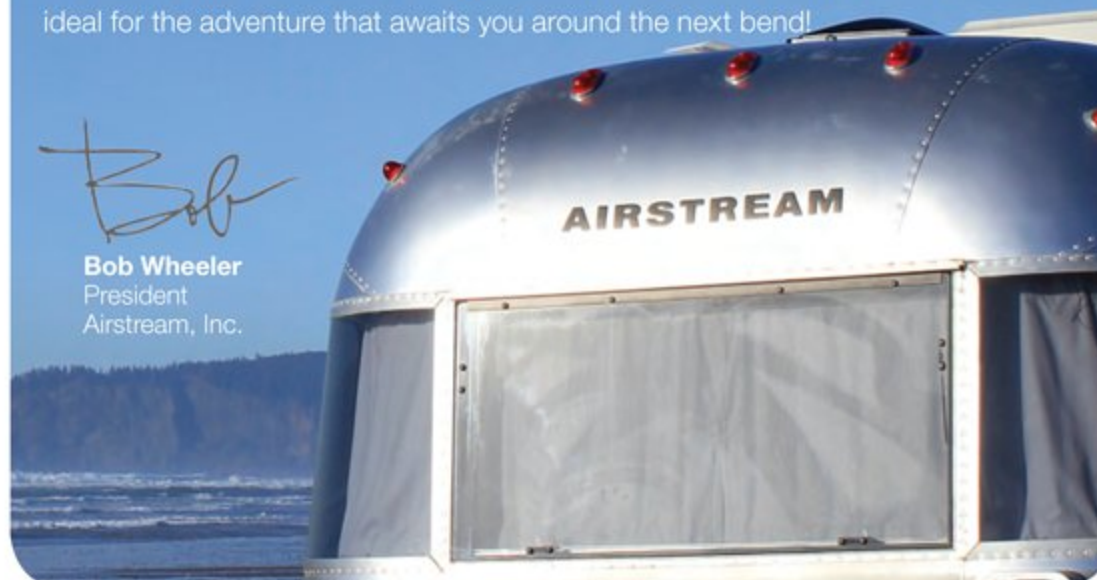
Inspiring adventure for more than 80 years.

In 1931 Airstream began with a dream to create lightweight travel trailers that slipped cleanly through the wind. And with it was born another dream, one of new freedoms, new places, new experiences, and

new friendships. It was a dream so powerful and so enduring that it did far more than create a new way to travel; it created a way of life shared by thousands upon thousands of families.

This latest fleet of Airstream Travel Trailers continues the tradition of extraordinary design and hand-crafted quality that has made Airstream world famous. Following our founder Wally Byam's credo, "Let's not make changes, let's make only improvements," this fleet offers the latest technology advancements and conveniences in a way that is distinctly Airstream. With travel trailers perfect for everyone from first-timers to seasoned Airstreamers, you're sure to find one ideal for the adventure that awaits you around the next bend!

Bob Wheeler
President
Airstream, Inc.



Airstream is proud to offer free 24/7 assistance on all new Travel Trailers provided by Coach-Net Membership Plans. This two year service covers both your Airstream Travel Trailer and tow vehicle that is attached to your trailer. Not only does this service provide emergency roadside service should you have a breakdown, but Coach-Net membership plans also provide technical service for your Airstream after hours should you have any questions.

Please contact your local Airstream Dealer for more information.

Coach-Net

RV Membership Plans



Travel Trailer Fleet At-a-Glance



Lightweight affordability.



Décor available in all Sport models:

- Mochablue
- Sharksfin
- Cinnabar

Model	GVWR	Sleeps
16	3,500 lbs.	2-3
22FB	4,500 lbs.	2-4



Contemporary comfort and practicality.



Décor available in all Flying Cloud models:

- Mica
- Golden Night
- Golden Ultraleather with Mica
- Golden Ultraleather with Golden Night
- Black Ultraleather with Golden Night

19	4,500 lbs.	2-4
20	5,000 lbs.	2-4
23D	6,000 lbs.	2-5
23FB	6,000 lbs.	2-4
25	7,300 lbs.	2-5
25FB	7,300 lbs.	2-5
27FB	7,600 lbs.	2-5
28	7,600 lbs.	2-6
30	8,800 lbs.	2-6
30FB Bunk	8,800 lbs.	2-8



Sleek contemporary sophistication.



Décor available in all Signature Series models:

- Mojave
- Flint
- Espresso Ultraleather
- Taupe Ultraleather

Décor available in all Serenity models:

- Mint Green
- Soy Brown
- Espresso Ultraleather
- Taupe Ultraleather

Décor available in Sterling models 25FB & 27FB:

- Arctic Dijon
- Obsidian Violet

19	4,500 lbs.	2-4
23D	6,000 lbs.	2-5
23FB	6,000 lbs.	2-4
25	7,300 lbs.	2-5
25FB	7,300 lbs.	2-5
27FB	7,600 lbs.	2-5
28	7,600 lbs.	2-6
30	8,800 lbs.	2-6



For the outdoor adventurer



Eddie Bauer Décor available in both 25FB and 27FB floorplans.

25FB	7,300 lbs.	2-4
27FB	7,800 lbs.	2-4



Traditional styling without compromise.



Décor available in all Classic models:

- Golden Ultraleather
- Espresso Ultraleather

27FB	9,000 lbs.	2-5
30	10,000 lbs.	2-6
31	10,000 lbs.	2-6



The Bambi classification is reserved for all Airstream single axle trailers. Airstream introduced the first Bambi as a revolutionary lightweight single axle travel trailer, a design that has stood the test of time. Its size, agility, and functionality have won the hearts of travelers for over 50 years.

FB = Front Bedroom
D = Dinette

Aerodynamics

HIGHER TOWING MPG*

The aerodynamic design of Airstream trailers contributes up to a 20% advantage in towing efficiency over standard travel trailers.

SILVER IS GREEN

For our full GREEN story, go to airstream.com.



Superior crosswind deflection and lower center of gravity promote far better stability than other travel trailers.



Lightweight. Streamlined. Fuel efficient.

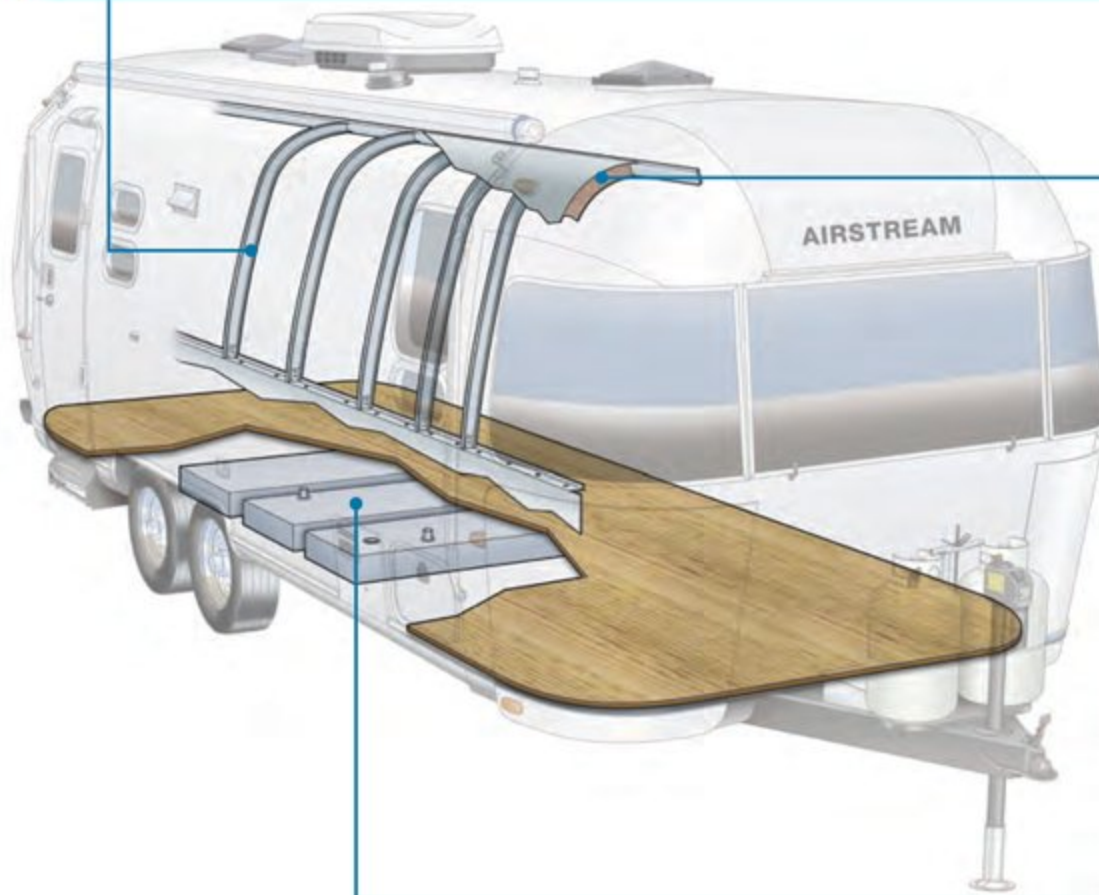
One part rocket science, two parts common sense. Airstream founder Wally Byam knew that a rounded, low-profile shape would make towing easier and more stable. And he knew that aluminum would make his trailers as light as possible. The resulting combination has been a symbol of adventure and an icon of the open road for decades. Today that classic design is more current than ever, requiring less fuel and horsepower on your way to adventure. Smart. Fuel efficient. Beautiful. Since 1931.

*Actual mileage may vary due to load, driving style, driving conditions and tow vehicle.

Durability and Stability

SEMI-MONOCOQUE CONSTRUCTION

Inner and outer layers of stretched aluminum skin riveted to extruded aluminum frames provide greater rigidity and durability.



EcoBatt® INSULATION

Knauf EcoBatt Insulation products with ECOSE technology form a new generation of glasswool insulation. EcoBatt is made from 61.9% post consumer recycled content which combines sand and recycled bottle glass with a revolutionary, new bio-based bonding agent.



LOW CENTER OF GRAVITY

Rubber torsion axle with undermounted holding tanks provide a low center of gravity.

Strong. Stable. Lots of integrity.

No wonder Airstreams are so admired. Airstream travel trailers are respected for their superior structural integrity. That's because Airstream employs semi-monocoque construction, consisting of an inner and outer layer of aluminum skin. This aluminum is stretched and riveted to the frame, working as an integral part of the structure. Semi-Monocoque. It's a term that describes the double layers of aluminum that give

the Airstream its unique silhouette. Airplanes use the same construction for optimal aerodynamics and light weight. Every Airstream is hand-built with extreme attention to detail. Every one, a work of art. Every one, a feat of engineering. In our decades of practice, we've put more than 100,000 of these creations on the road.





Sport Travel Trailers



Floorplans: 16 & 22FB

Lightweight and nimble, the Airstream Sport line sets a new standard for ease of use – perfect for those who want to just hitch-up and go. Airstream Sport travel trailers are true premium compact trailers that let you live large.



22FB SPORT



16 Sport in Sharksfin Décor

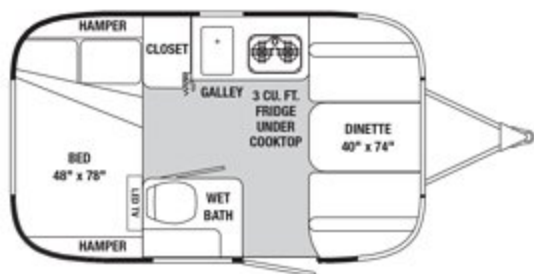
Smart floorplans maximize space and minimize waste in two easy-to-handle lengths. Spacious and airy with its own lights, water, shower and fuel for cooking – plus more creature comforts than some trailers twice their size – the Airstream Sport offers the best travel trailer investment available. So choose your floorplan, choose the styling, then choose a destination. Whether it's a week of canoeing in Minnesota's Boundary Waters or three nights of music at California's Monterey Jazz Festival, you'll enjoy all the comforts of home no matter how far the road takes you. The Airstream Sport offers nothing less than a personal declaration of independence. So get out there – your adventure awaits!



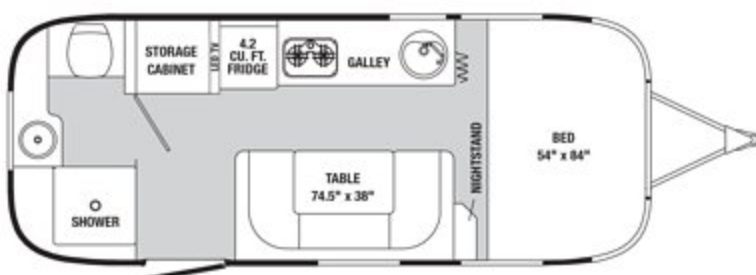
22FB Sport Back-to-Front in Mochablue Décor



Sport Floorplans



16 Sport



22FB Sport

Interior Décors

- Mochablue
- Cinnabar
- Sharksfin



16 Sport Convertible Dinette in Mochablue Décor



SPORT TECHNICAL SPECIFICATIONS

	16	22FB
Exterior Length	16' 4"	21' 8"
Width Exterior	8'	7' 3.25"
Width Interior	7' 7"	6' 11.75"
Height Exterior w/A/C	9' 3"	9' 3"
Height Interior w/A/C	6' 4.5"	6' 3"
Hitch Weights (w/LP & w/o options, water & cargo) (lbs.)	350	393
Unit Base Weight (w/LP & w/o options, water & cargo) (lbs.)	2,860	3,634
Gross Vehicle Weight Rating (lbs.)	3,500	4,500
Axles	1	1
Net Carrying Capacity (NCC=GVWR-UBW) (lbs.)	640	866
Fresh Water Tank w/drain valve (gal.)	23	20
Black Water Tank (gal.)	N/A	18
Gray Water Tank (gal.)	N/A	24
Combination Black & Gray Tank (gal.)	21	N/A
Water Heater w/electronic ignition (gal.)	6	6
A/C (BTU)	11,000	13,500
Furnace (BTU)	12,000	12,000
LPG (2 - 20 lb. steel tanks) (lbs.)	40	40
Deep Cycle Battery (lead acid) Group 24	1	1
Sleeping Capacity	2-3	2-4

Please visit www.airstream.com to see a full set of model specifications, floorplans, features and options, and to find your nearest Airstream dealer.



16 Sport Bedroom in Sharksfin Décor



Axle



GVWR
3,500 - 4,500 lbs.



Length
16'4" - 21'8"



Sleeps



Flying Cloud Travel Trailers



Floorplans: 19 – 30

When you're ready to take a break from the great outdoors, the Flying Cloud invites you inside with a flair of modern design. From fabrics to fixtures to cabinetry, the Flying Cloud line reflects your taste with clean, comfortable, contemporary styling throughout.

20 FLYING CLOUD

The right-sized travel trailer for an adventure, the Airstream Flying Cloud combines lightweight ruggedness with total practicality.

Advanced storage solutions and multi-functional workspaces make the Flying Cloud the perfect choice for extended travel or full-time use. With a wide array of floorplans and a variety of options, it's no wonder it has been one of Airstream's most popular models for decades.

So no matter if you're a first-time Airstreamer or seasoned veteran of the road, the Flying Cloud gets you on your way to your next adventure in contemporary style, luxurious comfort and long-lasting value.



Flying Cloud Black Ultraleather Option



19 Flying Cloud Back to Front in Mica Décor



30 Flying Cloud Twin Bed Option in Golden Night Décor

Sleeping in a Flying Cloud - Choose Bunk, Twin or Queen ...

Airstream makes it easy to adventure with the whole family. The new Flying Cloud 30FB bunk can sleep up to 8, making ample room for everyone.

There are two permanent sleeping sections in the front and back, plus two areas that can be converted into additional sleeping quarters. The convertible dinette and lounge are great for dining or socializing while on the road.

From Orlando to Seattle, LA to NY and beyond, keep your family exploring in style with Airstream.



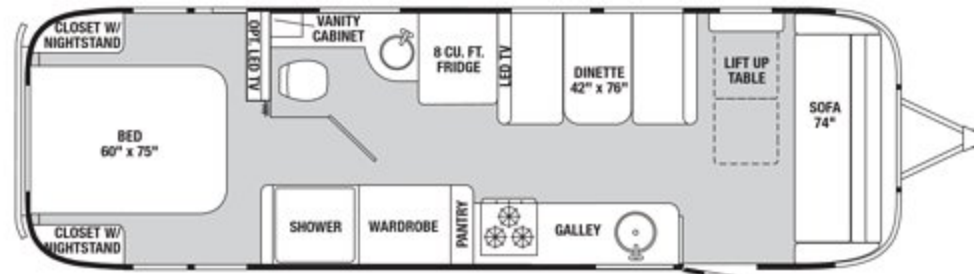
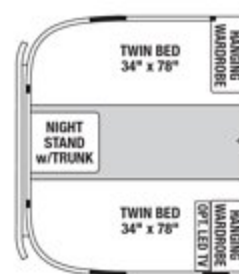
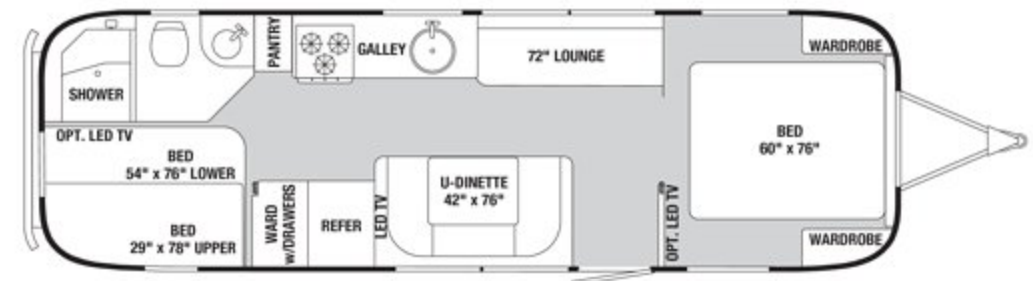
Flying Cloud Bunk Bed in Golden Night Décor



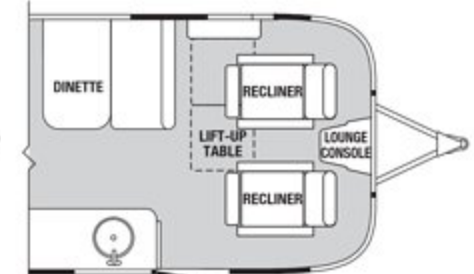
Flying Cloud Queen Bed in Golden Night Décor



Flying Cloud 30FB Bunk floorplan dinette in Golden Ultraleather with Golden Night Décor

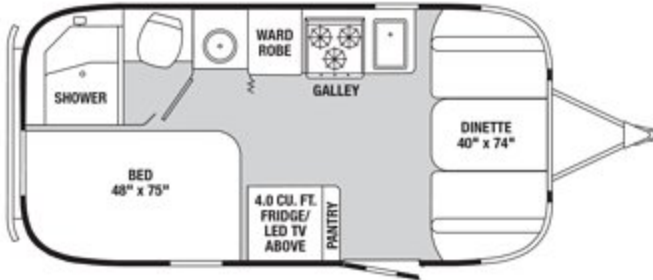


30 Flying Cloud

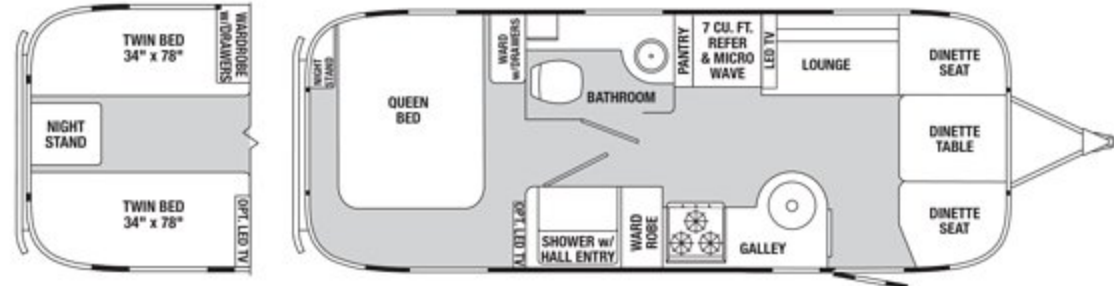




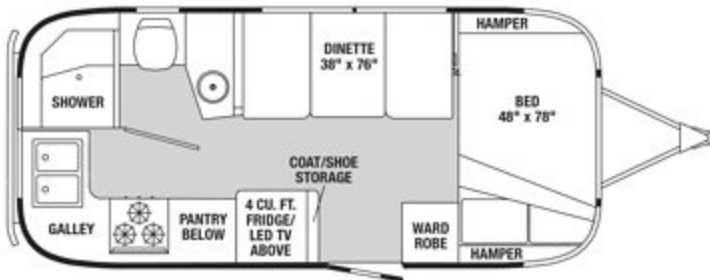
Flying Cloud Floorplans



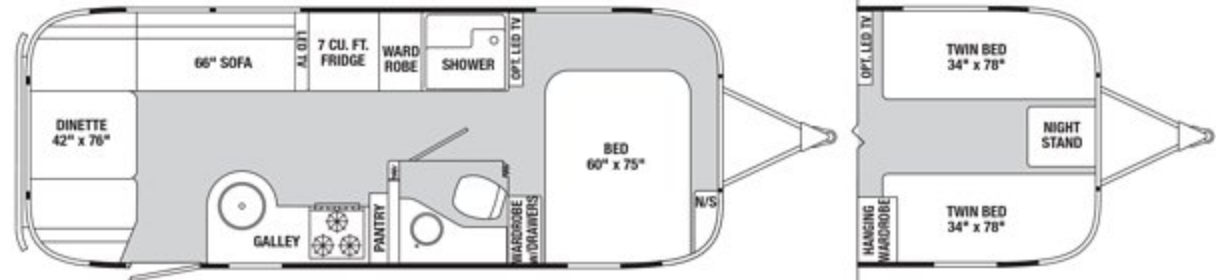
19 Flying Cloud



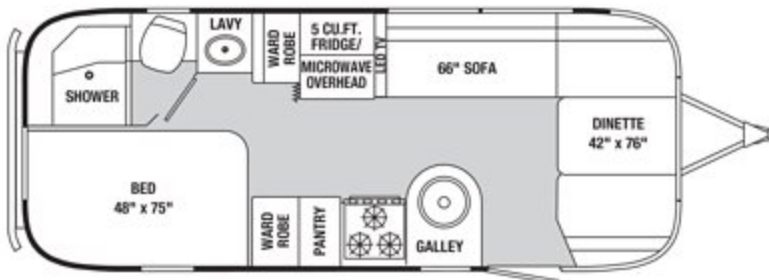
25 Flying Cloud



20 Flying Cloud



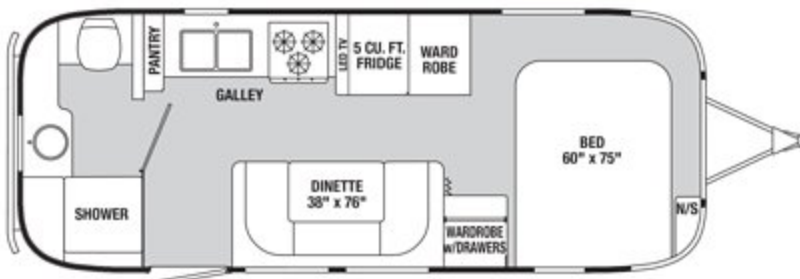
25FB Flying Cloud



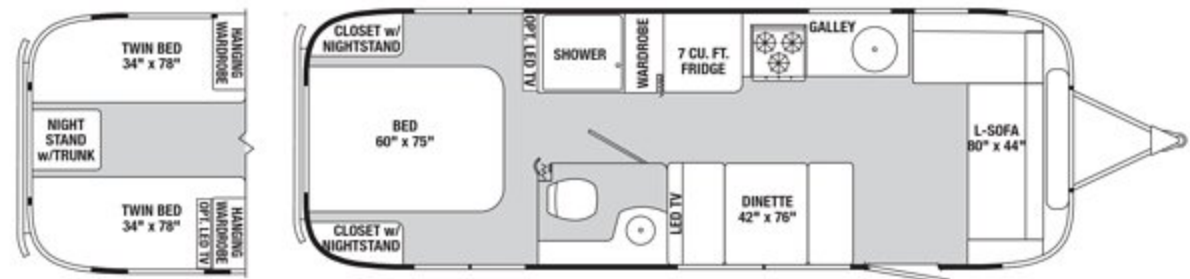
23D Flying Cloud



27FB Flying Cloud



23FB Flying Cloud



28 Flying Cloud



FLYING CLOUD TECHNICAL SPECIFICATIONS

	19	20	23D	23FB	25	25FB	27FB	28	30	30FB Bunk
Exterior Length	19' 2"	20' 10"	23'	23' 9"	25' 11"	25' 11"	28'	27' 11"	30' 11"	30' 10"
Width Exterior	8'	8'	8'	8'	8' 5.5"	8' 5.5"	8' 5.5"	8' 5.5"	8' 5.5"	8' 5.5"
Width Interior	7' 7"	7' 7"	7' 7"	7' 7"	8' 1"	8' 1"	8' 1"	8' 1"	8' 1"	8' 1"
Height Exterior w/A/C	9' 5"	9' 5"	9' 5"	9' 5"	9' 7"	9' 7"	9' 7"	9' 7"	9' 7"	9' 7"
Height Interior w/A/C	6' 4.5"	6' 4.5"	6' 4.5"	6' 4.5"	6' 5"	6' 5"	6' 5"	6' 5"	6' 5"	6' 5"
Hitch Weight (w/LP and w/o options, water & cargo) (lbs.)	550	631	720	467	835	837	791	976	880	885
Unit Base Weight (w/LP & w/o options, water & cargo) (lbs.)	3,852	4,271	4,761	4,806	5,600	5,503	5,868	5,979	6,382	6,422
Gross Vehicle Weight Rating (lbs.)	4,500	5,000	6,000	6,000	7,300	7,300	7,600	7,600	8,800	8,800
Axles	1	1	2	2	2	2	2	2	2	2
Net Carrying Capacity (NCC=GVWR-UBW) (lbs.)	648	729	1,239	1,194	1,700	1,797	1,732	1,621	2,418	2,378
Fresh Water Tank w/drain valve (gal.)	23	23	39	39	39	39	39	39	54	54
Black Water Tank (gal.)	18	18	18	18	37	39	39	35	38	37
Gray Water Tank (gal.)	21	21	21	30	35	37	37	37	38	39
Water Heater w/electronic ignition (gal.) (XT)	6	6	6	6	6	6	6	6	6	6
A/C w/heat pump (BTU)	13,500	13,500	13,500	13,500	15,000	15,000	15,000	15,000	15,000	15,000
Furnace (BTU)	16,000	18,000	25,000	18,000	25,000	25,000	25,000	30,000	30,000	30,000
LPG (2-30 lb. steel tanks) (lbs.)	60	60	60	60	60	60	60	60	60	60
Deep Cycle Battery (lead acid) Group 24	2	2	2	2	2	2	2	2	2	2
Sleeping Capacity	2-4	2-4	2-5	2-4	2-5	2-5	2-5	2-6	2-6	2-8

Please visit www.airstream.com to see a full set of model specifications, floorplans, features and options, and to find your nearest Airstream dealer.

Interior Décors

- Mica
- Golden Night
- Golden Ultraleather with Mica
- Golden Ultraleather with Golden Night
- Black Ultraleather with Golden Night



Axle
19 & 20

or



Axles
23D thru 30FB



GVWR
4,500 - 8,800 lbs



Length
19'2" - 30'10"



Sleeps



International Travel Trailers

27FB INTERNATIONAL



Floorplans: 19 – 30

The Airstream International line redefines upscale and contemporary, sleek sophistication. For designer styling as unique as you are, choose from these breathtaking interiors: the Signature Series, the Serenity, and the International Sterling. Intuitive floorplans and spatial design do away with any sense of clutter without sacrificing charm.

Modern choices complement high contrast aluminum, Ultraleather, Corian®, and laminate elements, creating a subtle but magical connection between the exterior and interior space. This line-up features "vista view" and panoramic windows, truly bringing the outside in. At night, strategically-placed recessed LED lighting sparkles like starlight across the interior aluminum skin. Every color, shape, surface and texture contributes to an atmosphere of relaxed modernism. The International is the perfect balance of luxury and streamlined efficiency that give this line-up its unmatched flair that follows wherever the road takes you.



International Signature Series

From award-winning architect and designer Christopher C. Deam comes the Signature Series CCD. Inspired by the desire to visually echo the reflective exterior, its interior design combines polished aluminum with luxurious Macassar Ebony laminate.

With abundant floorplan choices, the Signature Series CCD offers the discriminating consumer a wide array of choices for a wide array of destinations. Whether you're taking a road trip to Palm Springs or creating a unique backyard guest house, the Signature Series makes a statement.



23D International Signature Series Galley



23D International Signature in Taupe Ultraleather Décor



International Serenity Series

For the utmost in tranquility, Airstream has created the International Serenity. Here, every interior shape, surface, and color is designed to envelop the mind and body in a soothing den of luxury and comfort.

With bountiful floor plans to choose from following today's hottest design cues, the Serenity captures a tasteful "east meets west" elegance. With premium laminates, Corian® countertops, bamboo-inspired flooring, and accents incorporating lemongrass and rice paper, you'll feel the calming spirit the moment you enter. Whether you're a zenful soul or simply a fan of Asian design, the Serenity delivers a one-of-a-kind travel trailer atmosphere.



27FB International Serenity Galley



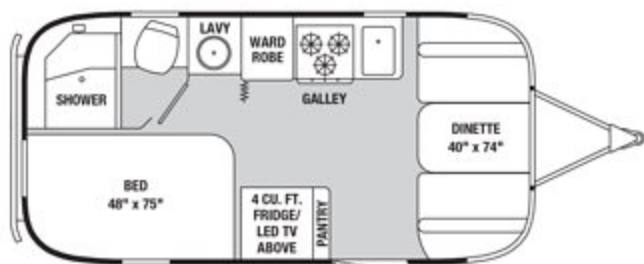
27FB International Serenity Bedroom



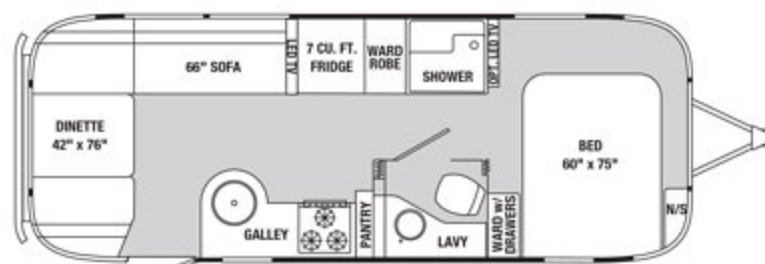
27FB International Serenity Front to Back



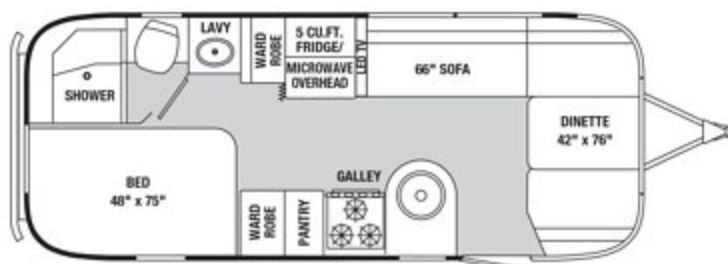
International Serenity and Signature Series Floorplans



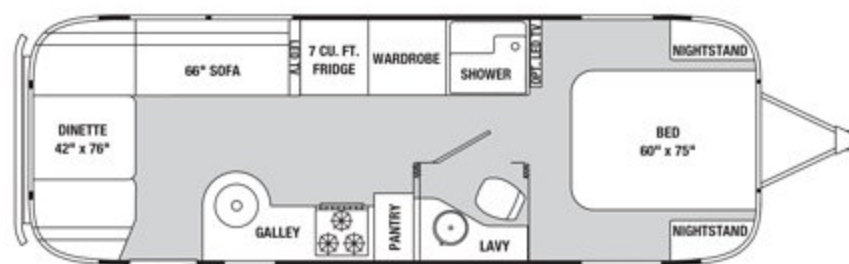
19 International Serenity/Signature Series



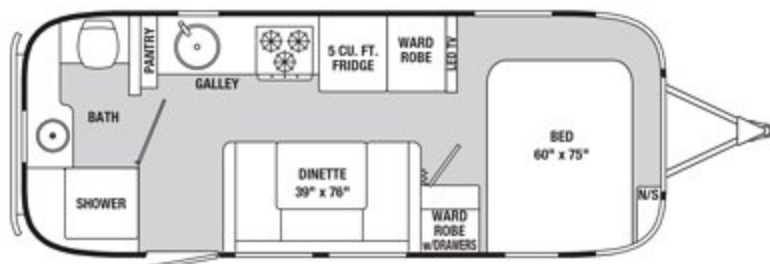
25FB International Serenity/Signature Series



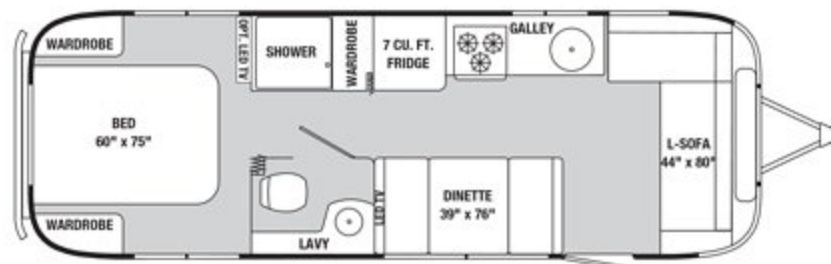
23D International Serenity/Signature Series



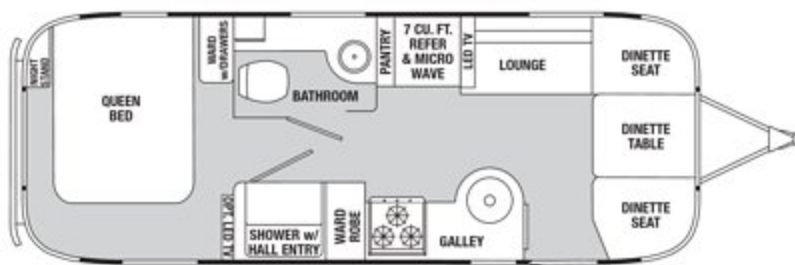
27FB International Serenity/Signature Series



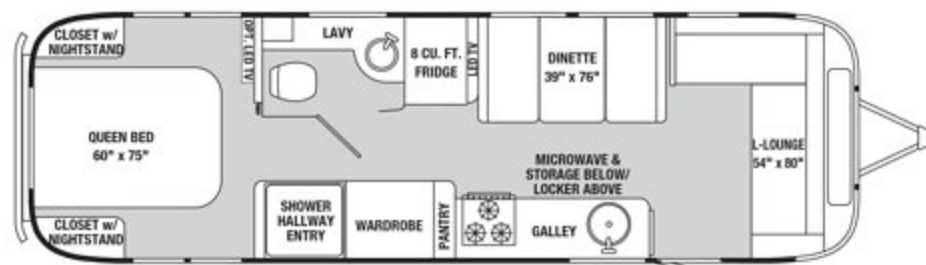
23FB International Serenity/Signature Series



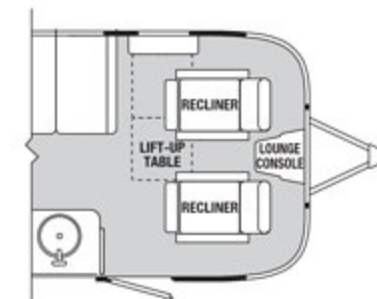
28 International Serenity/Signature Series



25 International Serenity/Signature Series



30 International Serenity/Signature Series





INTERNATIONAL SERENITY/SIGNATURE SERIES TECHNICAL SPECIFICATIONS

	19	23D	23FB	25	25FB	27FB	28	30
Exterior Length	19' 2"	23'	23' 9"	25' 11"	25' 11"	28'	27' 11"	30' 11"
Width Exterior	8'	8'	8'	8' 5.5"	8' 5.5"	8' 5.5"	8' 5.5"	8' 5.5"
Width Interior	7' 7"	7' 7"	7' 7"	8' 1"	8' 1"	8' 1"	8' 1"	8' 1"
Height Exterior w/A/C	9' 5"	9' 5"	9' 5"	9' 7"	9' 7"	9' 7"	9' 7"	9' 7"
Height Interior w/A/C	6' 4.5"	6' 4.5"	6' 4.5"	6' 5"	6' 5"	6' 5"	6' 5"	6' 5"
Hitch Weight (w/LP & w/o options, water & cargo) (lbs.)	550	720	467	886	833	770	950	880
Unit Base Weight (w/LP & w/o options, water & cargo) (lbs.)	3,823	4,761	4,806	5,580	5,612	5,824	5,923	6,382
Gross Vehicle Weight Rating (lbs.)	4,500	6,000	6,000	7,300	7,300	7,600	7,600	8,800
Axles	1	2	2	2	2	2	2	2
Net Carrying Capacity (NCC=GVWR-UBW) (lbs.)	677	1,239	1,194	1,720	1,688	1,776	1,687	2,418
Fresh Water Tank w/drain valve (gal.)	23	39	39	39	39	39	39	54
Black Water Tank (gal.)	18	18	18	37	39	39	35	38
Gray Water Tank (gal.)	21	21	30	35	37	37	37	38
Combination Black & Gray Tank (gal.)	N/A	N/A	N/A	N/A	N/A	N/A	N/A	N/A
Water Heater w/electronic ignition (gal.) (XT)	6	6	6	6	6	6	6	6
A/C w/heat pump	13,500	13,500	13,500	15,000	15,000	15,000	15,000	15,000
Furnace (BTU)	16,000	25,000	18,000	25,000	25,000	25,000	30,000	30,000
LPG (2 30 lb. steel tanks) (lbs.)	60	60	60	60	60	60	60	60
Deep Cycle Battery (lead acid) Group 24	2	2	2	2	2	2	2	2
Sleeping Capacity	2-4	2-5	2-4	2-5	2-5	2-5	2-6	2-6

Please visit www.airstream.com to see a full set of model specifications, floorplans, features and options, and to find your nearest Airstream dealer.

Interior Décors – Signature Series

- Flint
- Mojave
- Taupe Ultraleather
- Espresso Ultraleather

Interior Décors – Serenity Series

- Mint Green
- Soy Brown
- Taupe Ultraleather
- Espresso Ultraleather



Axle
19

or



Axles
23D thru 30



GVWR
4,500 - 8,800 lbs



Length
19'2" - 30'11"



Sleeps
2-6

International

International Sterling

Floorplans: 25FB & 27FB

Chill out in future-retro style wherever the road may take you. Whether you're waiting for your close-up or throwing a martini party in the most out-of-the-way place, the Airstream International Sterling creates hip ambiance anywhere.



27FB Sterling in Arctic Dijon Décor



27FB Sterling in Obsidian Violet Décor

27FB INTERNATIONAL STERLING



Minimalist design for maximum functionality.

Designed by Christopher C. Deam and built by Airstream.

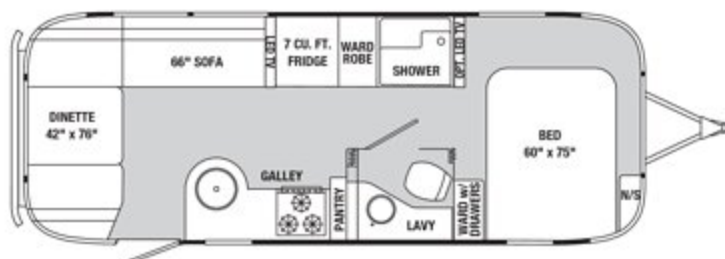
Wherever you go, there you are – in style – with the latest design innovation from Christopher C. Deam. With a spatial and contemporary vibe, you'll bring your style wherever you go with the new Airstream International Sterling. Keeping the design impressively simple provides all the amenities you need without clutter or compromise.



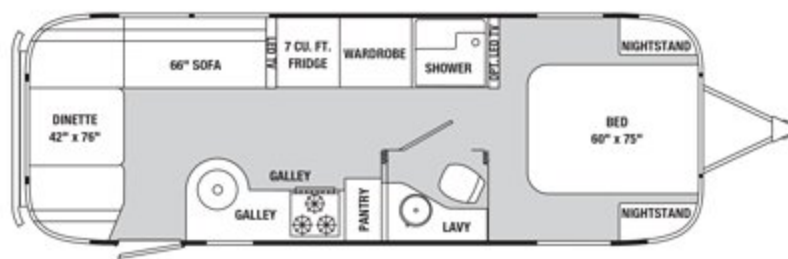
INTERNATIONAL STERLING TECHNICAL SPECIFICATIONS

	25FB	27FB
Exterior Length	25' 11"	28'
Width Exterior	8' 5.5"	8' 5.5"
Width Interior	8' 1"	8' 1"
Height Exterior w/A/C	9' 7"	9' 7"
Height Interior w/A/C	6' 5"	6' 5"
Hitch Weight (w/LP & w/o options, water & cargo) (lbs.)	833	770
Unit Base Weight (w/LP & w/o options, water & cargo) (lbs.)	5,612	5,824
Gross Vehicle Weight Rating (lbs.)	7,300	7,600
Axles	2	2
Net Carrying Capacity (NCC=GVWR-UBW (lbs.))	1,688	1,776
Fresh Water Tank w/drain valve (gal.)	39	39
Black Water Tank (gal.)	39	39
Gray Water Tank (gal.)	37	37
Water Heater w/electronic ignition (gal.) (XT)	6	6
A/C w/heat pump (BTU)	15,000	15,000
Furnace (BTU)	25,000	25,000
LPG (2-30 lb. steel tanks) (lbs.)	60	60
Deep Cycle Battery (lead acid) Group 24	2	2
Sleeping Capacity	2-5	2-5

Please visit www.airstream.com to see a full set of model specifications, floorplans, features and options, and to find your nearest Airstream dealer.



25FB International Sterling



27FB International Sterling

Only the International Sterling blends innovative modernist design sense with the human form-factor friendly layouts Airstream is renowned for. You get the best design in the most livable space – fresh, clean colors and sleek metal surfaces coupled with inviting Ultraleather seating and LED lighting for a cool environment that stays that way. Storage surfaces are easy to maintain and their bespoke features are easy to admire. Premium fixtures, HD TVs and premium sound systems create an inviting space that blends minimalist cache with a party-starting, media-driven atmosphere. By marrying a future-forward interior with the iconic “aero-exterior”, only Airstream could bring the SoHo-loft-meets-spaceship vibe to the most unique travel trailer ever. Make it your mobile pied à terre and let the envy begin.

Interior Décors – International Sterling

- Arctic Dijon
- Obsidian Violet



Axles



GVWR

7,300 - 7,600 lbs



Length

25'11" - 28'



Sleeps

Floorplans: 25FB & 27FB

Because you like to travel tastefully we made sure the Eddie Bauer Airstream covered every detail, right down to the stitching.

Two American icons – Airstream and Eddie Bauer – combine to provide you one unforgettable way to explore. With over 160 years of combined experience bringing quality products to generations of outdoor enthusiasts, Eddie Bauer and Airstream are two iconic brands steeped in the American traditions of innovation and adventure.



25FB EDDIE BAUER

In the Airstream Eddie Bauer, broad panoramic windows and a sport hatch with a roll-away screen bring the outdoors "indoors." We've included quality finishes in maple and soapstone laminates, fine quilted fabrics with contrast-piping, and "Fossil Leaf-pattern" roof locker doors. Eddie Bauer Signature goose down pillows, comforter and packable throw are all included so you'll always be traveling in comfort and style.

Most notably, the Eddie Bauer provides a wide rear sport hatch accommodating any oversized gear. Interior modular furnishings fold away to give you nearly 400 cubic feet of added space where you need it. Kayaks, bicycles, and fishing tackle load and unload effortlessly across the non-slip Aquatrac™ bumper perch.



27FB Eddie Bauer Back to Front



Foldaway Furniture Creates Added Storage

Functional Highlights for the Outdoor Adventurer

- Modular dinette/lounge furnishings fold away to increase your storage capacity (nearly 400 cu. ft.)
- Perimeter interior tie-downs secure stored gear
- Premium Michelin™ tires and 16" wheels provide greater ground clearance
- A "Fern Green" Sunbrella™ awning captures the essence of the Eddie Bauer brand.



27FB Eddie Bauer Bedroom



27FB Eddie Bauer Front to Back



Sport Hatch Roll-away Screen



EDDIE BAUER TECHNICAL SPECIFICATIONS

	25FB	27FB
Exterior Length	25'11"	28'
Width Exterior	8'5.5"	8'5.5"
Width Interior	8'1"	8'1"
Height Exterior w/A/C	9'7"	9'7"
Height Interior w/A/C	6'5"	6'5"
Hitch Ball Height	18.25"	18.25"
Hitch Weight (w/LP and w/o options, water and cargo) (lbs.)	734	885
Unit Base Weight (w/LP and w/o options, water and cargo) (lbs.)	5,750	5,975
Gross Vehicle Weight Rating	7,300	7,800
Axles	2	2
Net Carrying Capacity (NCC=GVWR-UBW) (lbs.)	1,550	1,825
Fresh Water Tank w/drain valve (gal.)	39	39
Black Water Tank (gal.)	39	39
Water Heater w/electronic ignition (gal.) (XT)	6	6
A/C w/heat pump and electronic control (BTU)	15,000	15,500
Furnace w/electronic ignition (BTU)	25,000	25,000
LPG (2 steel tanks) (lbs.)	60	60
Deep Cycle Battery (lead acid) Group 24	2	2
Sleeping Capacity	2-4	2-4
Sleeping Capacity	2-5	2-5

Please visit www.airstream.com to see a full set of model specifications, floorplans, features and options, and to find your nearest Airstream dealer.



Axles



GVWR

7,300 - 7,800 lbs



Length

25'11" - 28'



Sleeping Capacity

Four-footed friends? Welcome.

Traveling in the Eddie Bauer Airstream means never having to leave your best buddies behind. Pet-friendly features are standard – so dogs are always welcome.

- Extra-durable, stain-resistant Sunbrella™ upholstery helps this Airstream interior stand up to whatever your dogs dish out.
- Sturdy exterior tie-downs keep Rover from roving too far.
- A heavy-duty entry door guard keeps pets safely inside; protects screen door from scratching.
- A convenient hand-held outdoor shower is perfect for hosing off muddy paws.



27 Front Bedroom



25 Front Bedroom



Classic Limited Travel Trailers

Floorplans: 27FB, 30 & 31

Forget what you thought or imagined luxury, comfort and practicality could be in a travel trailer. Designed for long-term or full-time use, the Airstream Classic Limited takes it a step further with traditional styling that never forces you to compromise.

The flagship of the Airstream travel trailer fleet, the Classic Limited line offers elegant floorplans with outstanding storage capacity, residential-style galleys, spacious living areas and private sleeping quarters. Inside you'll find generously appointed interiors with real hickory hardwood cabinetry, Corian® countertops, Moen® fixtures, plush furnishings and so much more. The Airstream Classic Limited is classic Airstream – the perfect expression

30 CLASSIC LIMITED



of our commitment to design, innovation and quality. So go ahead and leave home without leaving behind the comforts of home. No corners have been cut and nothing spared in creating a living space that lets you entertain in style, dine in comfort and relax in peace.

No other travel trailer comes close to creating this luxurious residential environment. To that we added exterior storage, smartly placed hookups and easy-out awnings that expand the living area even further into the great outdoors. So no matter where you pursue your next adventure, Airstream Classic Limited travel trailers make you feel right at home – which, of course, you are.



30 Classic Limited Galley in Golden Ultraleather Décor



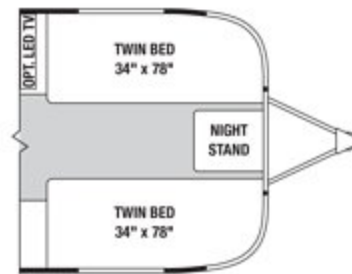
30 Classic Limited Dining Area in Golden Ultraleather Décor



Classic Floorplans



27FB Classic Limited **Q**



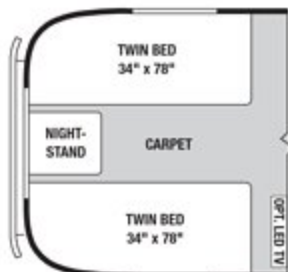
T



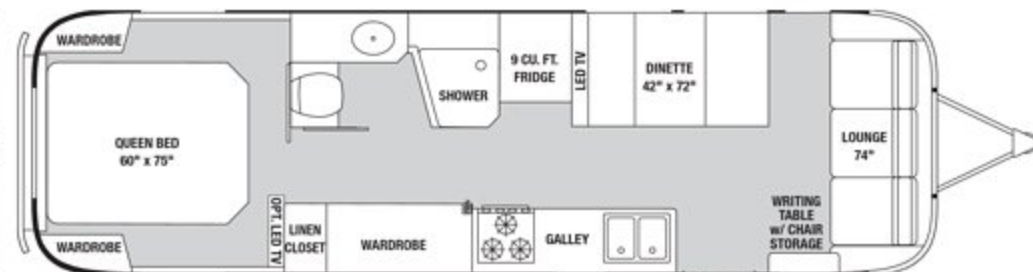
T



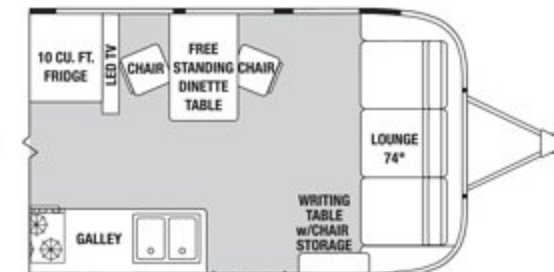
30 Classic Limited **Q**



T



31 Classic Limited **Q**



D

The 27FB Classic Limited offers two bedroom floorplan options:

- Q** Queen size bed with two nightstands
- T** Two twin size beds with nightstand & trunk storage

The 30 Classic Limited offers two bedroom floorplan options:

- Q** Queen size bed with two wardrobes
- T** Two twin size beds with nightstand & trunk storage

The 31 Classic Limited offers three floorplan options:

- Q** Queen size bed with two wardrobes
- T** Two twin size beds with nightstand & trunk storage
- D** Free standing dinette w/two chairs

Q = Queen **T** = Twin **D** = Dinette



CLASSIC TECHNICAL SPECIFICATIONS

	27FB	30	31
Exterior Length	27' 9.5"	31'	31'
Width Exterior	8' 5.5"	8' 5.5"	8' 5.5"
Width Interior	8' 1"	8' 1"	8' 1"
Height Exterior w/A/C	9' 7.5"	9' 7.5"	9' 7.5"
Height Interior w/A/C	6' 5"	6' 5"	6' 5"
Hitch Weight (w/LP & w/o options, water & cargo) (lbs.)	792	773	805
Unit Base Weight (w/LP & w/o options, water & cargo) (lbs.)	6,672	7,365	7,254
Gross Vehicle Weight Rating (lbs.)	9,000	10,000	10,000
Axles	2	2	2
Net Carrying Capacity (NCC=GVWR-UBW) (lbs.)	2,328	2,635	2,746
Fresh Water Tank w/drain valve (gal.)	54	54	54
Black Water Tank (gal.)	39	39	39
Gray Water Tank (gal.)	37	37	37
Water Heater gas/electric w/electronic ignition (gal.) (XT)	6	6	6
A/C w/heat pump (BTU)	15,000	15,000	15,000
Furnace (BTU)	30,000	34,000	34,000
LPG (2 - 40 lb. aluminum tanks) (lbs.)	80	80	80
Deep Cycle Battery (lead acid) Group 27	2	2	2
Sleeping Capacity	2-5	2-6	2-6

Please visit www.airstream.com to see a full set of model specifications, floorplans, features and options, and to find your nearest Airstream dealer.



30 Classic Limited Lavy

Interior Décors

- Golden Ultraleather
- Espresso Ultraleather



Axles



GVWR
9,000 - 10,000 lbs



Length
27'9.5" - 31'



Sleeps


Travel Trailers



To the restless spirit.

The Airstream Travel Trailer beckons to those driven by an insatiable desire to see more, to do more, and to live more. It calls to those who understand the allure of the open road, and the discovery of what lies beyond the next bend. And, it appeals to those who value independence and inspired design, and to those who recognize the quality and craftsmanship that have allowed one brand to stand the toughest test of all – time.

**Adventure,
Inspired
by Airstream**



Airstream is a subsidiary of Thor Industries, Inc.

All content and images
© Airstream 2013 & 2014

Travel Trailers 10k 8/13

Airstream, Inc.
419 West Pike Street
P.O. Box 629
Jackson Center, OH
45334 USA
937-596-6111
www.airstream.com

Product information, specifications, and photography in this brochure were as accurate as possible at time of printing. Photographs may contain some features that are optional on your vehicle. Since we continually strive to improve our products, actual products may differ. Prices and specifications are subject to change without notice. All capacities are approximate and dimensions are nominal. Some features or options may be different or unavailable in Canada.

Vehicle Loading – Every effort has been made to provide the greatest number of options for the recreation vehicle owner. Along with these choices comes the responsibility to manage the loads that are imposed by the choices so that they remain within the manufacturer's specified chassis weight limits. Do not overload the recreation vehicle.

Dry Weights – Based on standard features; optional equipment not included. Net carrying capacity (NCC) determined by subtracting unloaded vehicle weight (UW) from gross vehicle weight (GVWR) and includes fluids, options, and cargo. Liquid capacities and weights are approximations only.

Warning – This information is intended as a guide only. Weights of individual vehicles may vary. Consult your owner's manual for complete loading, weighing, and towing instructions.