

THE QUIETEST-RIDING,
BEST-HANDLING MOTOR COACH.
PERIOD.



ENTEGRA
COACH®

without compromise



ENTEGRA

COACH®

04	ASPIRE®
08	ANTHEM®
12	CORNERSTONE®
16	CAB-FORWARD
18	BONTRAGER PROMISE
19	PRODUCT DETAILS
20	WARRANTIES



YOU WON'T HAVE TO
TUNE OUT THE ROAD.
WE ALREADY DID.



ENTEGRA COACH

LISTEN. DO YOU HEAR THE ROAR OF AN ENGINE, THE CHURNING OF TIRES?

What about the sudden stir of wind as you open up the throttle? You don't? Well, good. When you drive an Entegra Coach you should expect the quietest-riding, best-handling motor coach. Period.

WHEN TRAVEL ASPIRATIONS COME TRUE.



DARE TO DREAM

2-YEAR WARRANTY • IN-FLOOR HEATING



ABOUT THE DESTINATION ...

• AQUA-HOT® HEATING SYSTEM • 5-POINT SURROUND SOUND IN BEDROOM & LIVING ROOM • RESIDENTIAL REFRIGERATOR



A DREAM UNVEILED
Thanks to a bedroom with a King Select Comfort air mattress, plush designer carpeting, a walk-in wardrobe, residential-sized drawers and home theatre system with all-in-one remote, dreams can come true.



EXTERIOR COMFORTS
A host of exterior amenities, like touchpad Sur-Seal entry lock and exterior entertainment system, make Aspire as comfortable on the outside as it is in. Meanwhile, its flush-mounted slideouts are a small reflection of the coach's well-assembled, seamless design.



WELL-APPOINTED
Great design starts with great priorities. At Entegra Coach, your ride tops our list. That's why Aspire features touch-screen entertainment, complete with independent speakers, rear-view monitor and one-way audio. Hand-laid 12" x 12" porcelain tile steps give you a grand entrance.





REFINED COMFORTS.

Fulfill your every culinary desire with Aspire, starting with a convection microwave oven, recessed range and residential-style refrigerator with ice maker. Combine all that with thoughtful, convenient details, like deep drawers and sliding wire racks, and Aspire is a chef's delight.




WHEN FIVE-STAR LUXURY DOESN'T COME IN



THE MELODY

2-YEAR WARRANTY

A HOTEL PACKAGE.



OF LUXURIES STARTS HERE ...

• 12.5K GENERATOR • TILE ENTRY STEPS • REMOTE-CONTROLLED SLIDEOUTS • RESIDENTIAL-STYLE KITCHEN



DESIGN AND FUNCTION
Anthem offers up a host of comforts. From the convenient Multiplex lighting system, that puts all your controls in one place, to the Aqua-Hot 450 hydronic heating system with on-demand hot water, to Anthem's electric fireplace and central vacuum system, indulgence has new meaning.



COMMAND THE ROAD
Ingeniously comfortable, Anthem's well-appointed cab features VIP SmartWheel steering with integrated controls and distressed Ultraleather chairs with six-way power. Meanwhile, a Sirius satellite radio delivers 180-plus channels, all commercial free.



REFRESHING DETAILS
Indulge yourself in Anthem's bathroom, complete with weathered iron nickel fixtures, solid-surface countertops and a radius walk-in shower with porcelain tile surround.





MASTERING THE DETAILS.

Anthem gets all the comforts right in the master suite thanks to a King Select Comfort air mattress, rich quilted bedding, plush designer carpet, home theatre system and in-bed secure locking system remote. Spacious cedar-lined wardrobes, residential-sized drawers and a washer/dryer combo complete this suite package.



WHEN TOP-OF-THE-LINE IS YOUR STARTING



THE BENCHMARK

QUARTZ COUNTERTOPS

POINT.



FOR ALL MOTOR COACHES ...

• CUMMINS 600 HP ENGINE • GENUINE LEATHER • HADLEY AIR LEVELING SYSTEM • DUAL NOVA GIRARD AWNINGS



THE FINEST DINING
The height of culinary design, Cornerstone does more than just boast high-end appliances. It masters intuitive details with its sliding wire racks, built-in silverware drawer, undersink receptacle and deep sliding cabinetry.



SUITE SLUMBER
Retreat to your master suite, complete with a King Select Comfort air mattress, cedar-lined walk-in closet, home theatre system with all-in-one remote and the bedroom's very own Multiplex lighting system for added convenience.



ELEGANT FINISHES
Graceful details, like Cornerstone's sprawling solid-quartz countertops, heated porcelain flooring and radius walk-in shower with hand-laid porcelain tile let you refresh in unsurpassed style.





A CAB IN A CLASS OF ITS OWN.

You'll rule the road thanks to a Cummins ISX 600 HP turbocharged engine. (And with Cornerstone's well-appointed cab, you'll rule it like a king.) Six-way power seats, SmartWheel multiplex steering and adjustable foot pedals make the ride comfortable, while touchscreen technology and the new optional Mobileye make it an advanced ride. Now, that's cab-forward design.



We had the foresight to create the best-handling ride. We had the ingenuity to make it the quietest-riding.

FORESIGHT FOR THE ROAD.



- 1 At Entegra Coach, we're proud to build on a fully integrated **SPARTAN CHASSIS**, the industry's most premier and proven foundation.
- 2 It's what we do with that chassis that sets us apart. We build on Entegra's exclusive **X-BRIDGE FRAME** to give our foundation even more rigidity, meaning your suspension—and not the chassis—weathers every pothole.
- 3 The ride gets even better—and safer. By positioning the cab over the tires and designing a shallower dashboard, Entegra Coach is easier to maneuver thanks to **ENHANCED VISIBILITY**.
- 4 And with our **ULTRA-VISION** one-piece, wrap-around windshield you have front-row seats to America, while the reinforced cap and windshield frame are engineered to deliver strength where you need it most.

Left chassis: Cornerstone's Spartan K3 tag axle chassis

Right: Anthem and Aspire's Spartan Mountain Master tag axle chassis

INGENUOUSLY QUIET DETAILS.

- 5 Boasting one of the industry's thickest floors, Entegra Coach utilizes **WOOD**, a material that doesn't transmit energy, to help minimize road noise and reduce vibrations.
- 6 Then, we lay porcelain **TILE AROUND CABINETRY**—a time-intensive step—so that our cabinets are screwed directly to the wood floor. Other manufacturers place cabinets on top of tile, which can lead to squeaks or even cracking.
- 7 Our walls, along with our front and rear caps, feature tucked-and-glued **BATTING INSULATION**, the same kind of insulation found in sound-absorbing theatre rooms.
- 8 **VINYL PADDED CEILINGS** also help absorb sound.
- 9 Our **SUR-SEAL ENTRY DOOR LOCK** features a complete-seal mechanism to prevent whistling.



CAB-FORWARD DESIGN

(And when it came to durability, we had the audacity not to compromise.)



UNCOMPROMISING DURABILITY.

- 10** Entegra Coach's floor features **2X4 WOOD CONSTRUCTION** placed on **A STEEL SUB-STRUCTURE WITH FIBERGLASS BATTING INSULATION**, to absorb sound and vibrations, giving you the quietest, smoothest ride on the industry's strongest foundation.
- 11** The floor is topped off with **3/4" PLYWOOD**, screwed and glued down using **23 2" SCREWS** at each seam. An estimated 275 screws are used on a 42' coach, an uncompromising technique that is more durable than standard tongue-and-groove construction.
- 12** Boasting our **ALUMA-TRU™ SUPERSTRUCTURE**, the framework of our walls is spaced 16" or less apart, giving Entegra more weight-bearing aluminum in its walls than any other coach. We combine Flexfoil, 1/2" foam and fiberglass to give our walls an R-16 insulation value.
- 13** On the interior walls, hang your pictures with nails thanks to wall board backed by **1/2" PLYWOOD** construction, unique to motor coaches.
- 14** Entegra's **ROOF** combines crowned aluminum truss rafters on 16" centers with Flexfoil, fiberglass insulation and 3/8" plywood decking to complete our unwavering design.



*We promise to
provide unfailing
customer service
through a steadfast
commitment to:*

HONESTY

RELIABILITY

ACCESSIBILITY

RESPONSIVENESS

THOROUGHNESS

THE
Bontrager
FAMILY PROMISE

A simple promise to do what's right.

A REPUTATION FOR INTEGRITY ISN'T BUILT OVERNIGHT.
It happens only after years of doing what you say you will do.

Over the last 40 years, the Bontrager family has worked hard to establish a reputation of integrity in the RV business. Today, with Entegra Coach, our signature line of motor coaches, we're following in the footsteps of our father, Lloyd, who taught us the importance of the Golden Rule.

With his principles in mind, we've built the company from the ground up, with a commitment to unfailing customer service and unmatched quality. That's the Bontrager Family Promise. And that's what you'll get from Entegra Coach.



Derald L. Bontrager *Wilbur L. Bontrager*

DERALD & WILBUR BONTRAGER
Entegra Coach Founders



ENTEGR A

COACH®

Without compromise.

GROSS VEHICLE WEIGHT RATING (GVWR): The maximum permissible weight of the motor coach, including the Unloaded Vehicle Weight (UVW) plus passengers, personal items, all cargo, fluids, options and dealer-installed accessories. The GVWR is equal to or greater than the sum of the UVW and the Cargo Carrying Capacity.

GROSS AXLE WEIGHT RATING (GAWR): The maximum allowable weight each axle assembly is designed to carry, as measured at the tires, therefore including the weight of the axle assembly itself.

GROSS COMBINED WEIGHT RATING (GCWR): The maximum allowable combined weight of the motor coach used as a tow vehicle and the attached towed vehicle.

It is important for your safety and enjoyment that you are aware of the weights and tow ratings of the RV you select. Consult a competent advisor for questions or advice. Whether you are new to RVing or a veteran, get a feel for the performance of your RV before heading out on the roadways. When you tow a vehicle with your RV, you must drive differently than when you drive a single vehicle. Practice hooking up, driving, backing up and braking in a safe environment or seek out professional instruction. Entegra Coach affixes a weight label to each RV which lists weight information for that vehicle. Refer to that label to verify the vehicle will meet your requirements. See specifications chart in the brochure or online.

BUILT ON THE POWER OF
PROMISES KEPT.

Extraordinary motor coaches with exceptional guarantees.

2-YEAR WARRANTY (5-YEAR STRUCTURAL)

Our family is proud to stand behind every Entegra Coach we build. That's why we back our motor coaches with a manufacturer's limited warranty against defects in materials and workmanship, warranted to the original purchaser for two years (five years structural) from the original date of purchase or 24,000 miles of use, whichever comes first. For a copy of the limited warranty with full terms and conditions, ask your local Entegra Coach dealer.

3-YEAR PLATINUM-LEVEL ROADSIDE ASSISTANCE

We promise peace of mind in countless ways with the Entegra Coach Customer First Roadside Assistance program, yours at no cost during your first three years of ownership. Offered through National Motor Club, the country's largest RV emergency road service, this program gives you immediate access to dependable roadside assistance and support services with a simple phone call.

- 24/7 technical support and assistance technicians
- Service appointment assistance
- Mobile mechanic
- Emergency road towing and winching
- Delivery of emergency fluids
- Flat tire service
- Jump start/battery boost
- Lockout service
- Complete concierge service (including many types of errands and personal services)

VISIT ENTEGRACOACH.COM TO LEARN MORE ABOUT
OUR LONG-TERM COMMITMENT TO YOU.



ENTEGR A
COACH®

without compromise

WWW.ENTEGRACOACH.COM

See dealer for further information and prices. All information in this brochure is the latest available at the time of publication approval. Entegra Coach reserves the right to make changes and to discontinue models without notice or obligation. Photos in this brochure may show optional equipment and props for photography purposes. RVs built for sale in Canada may differ to conform to Canadian codes. ©2012 Entegra Coach, Inc. 13-ENT-PL 0611-40K Printed in U.S.A.



Entegra Coach, Inc., P.O. Box 460, Middlebury, IN 46540 | www.entegracoach.com