

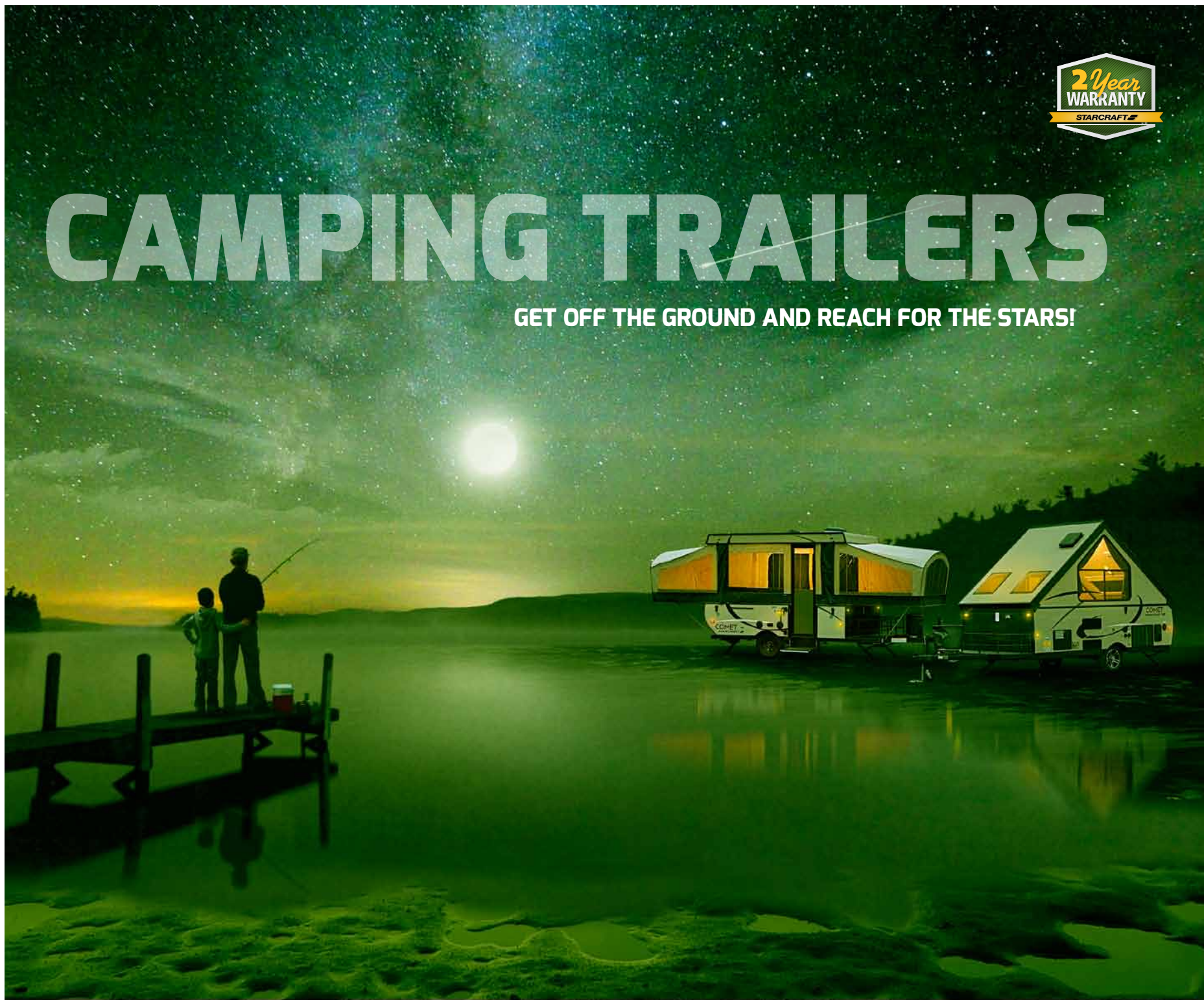
STARCRAFT
THE FUTURE OF CAMPING | pure and simple.

CAMPING TRAILERS COMET & STARFLYER



CAMPING TRAILERS

GET OFF THE GROUND AND REACH FOR THE STARS!



COMET AND COMET RT SERIES



Model 12RT Comet shown.



Floorplan model 1020 Comet shown.



Galley of model 3611HW Comet shown.




Model 12RT Comet shown.



STEPPER ENTRY DOOR.

Our entry door is a great standard feature. It is unique in that it easily converts the sidewall door into a large stepping platform. Not available on RT and Hardside models.



AQUASHIELD AQUALON.

Comet models come with a 7-year tent warranty! AquaShield is mold resistant, double-stitched and doesn't stretch, shrink or crack, providing long-lasting durability even with years of heavy use and exposure to the elements.

STANDARDS & OPTIONS

POPULAR STANDARDS

- 6-gallon gas DSI water heater (select models)
- AquaShield Aqualon water repellent sectionalized tent with 7-year warranty
- Automotive roof seal
- Bunk-end tents permanently attached to bed base
- Domed, seamless fiberglass roof
- Power roof lift
- Prep for A/C accommodating all roof-mounted A/Cs (n/a Hardside models)
- E-Z hinge bed supports
- E-Z Lube axles
- Floor constructed of Strukturwood and sealed with a Darco underbelly
- Front storage deck (on select models)
- Lifter system, Goshen Stamp w/extra wide lifter arms
- 120-volt G.F.C.I. protected interior receptacle

- Double-bowl sink (3611HW)
- Honey Glazed Cherry cabinetry
- Jackknife sofa (select models)
- Solar prep (select models)
- Stepper entry door
- Outside shower (select models)
- Double entrance step (10RT, 12RT)
- Front diamond plate
- Ultra Plush Denver Mattress™ bed mats
- Microwave (3611HW)
- Non-sliding, 4" deep cushions for dinette
- 12-volt electrical system with 25-amp 110-volt converter (35-amp on 3611HW)

CUSTOMER CONVENIENCE PACKAGE (MANDATORY)

- 2 cu. ft. 3-way refrigerator (n/a 3611HW)
- Canopy awning w/adjustable tilt

- Electric brakes
- Spare tire, carrier and cover
- Stabilizer jacks with sand pads (4)

OPTIONAL CAMPERS PACKAGE

- Bed mat heaters (2)
- Bunk end light and fan
- Power roof vent
- Stereo with inside and outside speakers

POPULAR OPTIONS

- 40-watt portable solar kit
- Aluminum rims (select models)
- Bath/shower (select models)
- Exterior grill
- Front storage box (1020, 1224 and 10RT)
- Hydraulic surge brakes (on select models)
- Screen room

FOR FULL OPTIONS AND STANDARD FEATURES GO TO starcraftcamping.com


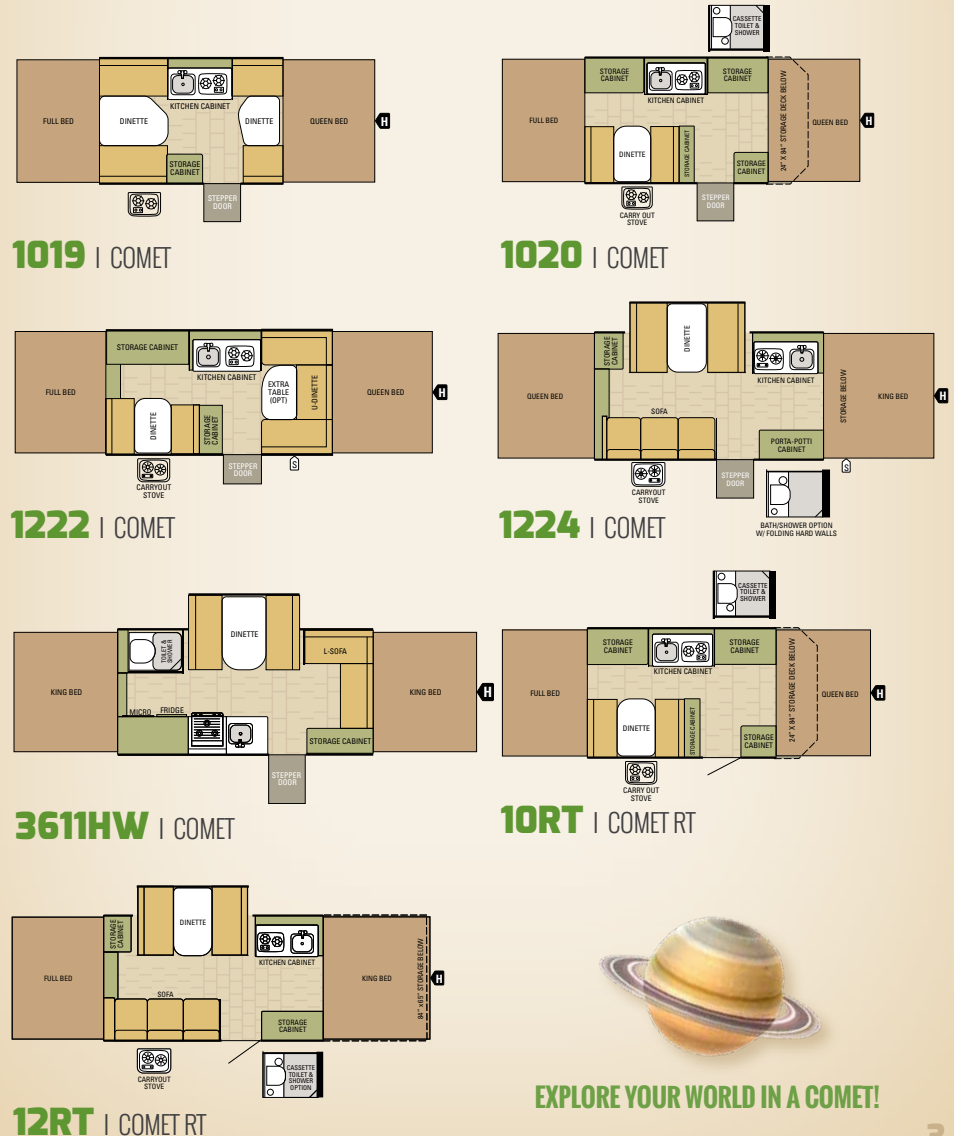
COMET SPECIFICATIONS

SPECIFICATIONS	1019	1020	1222	1224	3611HW	10RT	12RT
Unloaded Vehicle Weight (lbs)	1640	1725	1870	2055	2650	1930	2535
Dry Hitch Weight (lbs)	210	180	250	230	385	185	405
Gross Vehicle Weight Rating (lbs)	2450	2800	2900	3150	3500	2975	4850
Cargo Carrying Capacity (lbs)	810	1075	1030	1095	850	1045	2315
Exterior Length	13' 6"	16' 6"	15' 8"	18' 6"	17' 11"	16' 8"	21' 5"
Exterior Width	85"	85"	85"	85"	85"	85"	85"
Travel Height	56"	56 - 1/4"	58"	57"	65 - 1/4"	67"	67"
Interior Height (bedroom)	81 - 1/2"	81 - 1/4"	81 - 1/4"	81"	83"	81 - 3/4"	81"
Wheel Base	108 - 15/16"	142"	124 - 3/16"	160"	146 - 11/16"	141 - 3/4"	193 - 5/16"
Fresh Water Capacity (gals)	28	32	28	28	28	28	28
Black Wastewater Capacity (gals)	n/a	n/a	n/a	n/a	11 - 1/5	n/a	n/a
Sleeping Capacity	6-7	4-5	6-7	6-7	6-7	5-6	6-7

The weights of certain options and/or option packages are not included in the UWW listed above. See weight information details on the back of this brochure.

COMET & RT SERIES CAMPING TRAILERS

Starcraft's Comet camping trailers have been popular for many decades! There's a well-thought-out floorplan and style for everyone. Families love Comet's comfort and convenience features as well. So get off the ground and start living large! The tent construction comes with a 7-year AquaShield Aqualon tent warranty and 25-year warranty on the floor and lifter system. Bunks ends are rated at up to 1,050 pounds. Starcraft's reputation for quality rides on every Comet camping trailer that leaves the factory. Years of enjoyment and top resale value are yours when you choose a Starcraft camping trailer.



EXPLORE YOUR WORLD IN A COMET!

COMET HARDSIDE SERIES



Model 1235SB Hardside shown.



Plenty of room for sleeping in comfort.



Bath/shower shown. Curtain is not shown here.



Model 1235SB.



BETTER FEATURES.

Starcraft Camping Trailers are compact and easy to own and tow, yet come with great standard features like microwave, refrigerator, and bath/shower (on select models).



GALLEY.

You pack the fun things, we've got you covered on the necessities! A 3-burner stove top, sink with hot/cold water, 2 cu. ft. 3-way refrigerator and quality cabinetry with storage make your adventures more comfortable with home-like conveniences.

STANDARDS & OPTIONS

POPULAR STANDARDS

- 1 large and 2 small tinted skylights with shades
- 12-volt electrical system with 35-amp 110-volt converter
- 120-volt G.F.C.I. protected interior receptacle
- 10,000-BTU Cool Cat heat pump
- AM/FM stereo and outside speaker
- Evergreen mattress with bedspread
- Honey Glazed Cherry cabinetry
- LED interior lighting
- Microwave
- Non-sliding, 4" deep cushions for dinette
- 6-gallon gas DSI water heater
- Aluminum rims
- Automotive roof seal

- Cable TV prep
- Double entrance step (on H1232FD and H1235FD)
- E-Z Lube Torsion axles
- Fiberglass laminated roof
- Floor constructed of Structurwood and sealed with a Darco underbelly
- Front diamond plate
- Front storage deck (select models)
- Laminated vacuum-bonded fiberglass sidewalls
- Large folding grab handle at entry
- Outside shower
- Solar prep (select models)

CUSTOMER CONVENIENCE PACKAGE (MANDATORY)

- 2 cu.ft. 3-way refrigerator
- Electric brakes

- Spare tire, carrier and cover
- Stabilizer jacks with sand pads (4)

OPTIONAL EXTREME PACKAGE


- 15" off-road mud tires, 5" extra ground clearance and double entry steps (select Hardsides)

POPULAR OPTIONS

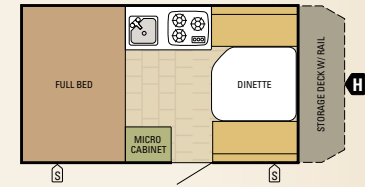
- 40-watt portable solar kit
- 16,000-BTU forced-air furnace
- Aluminum rims (select models)
- Awning/screen room assembly
- Bath/shower (select models)
- Northern Breeze power fan
- Porta Potti toilet (on select Hardsides)

COMET HARDSIDE CAMPING TRAILERS

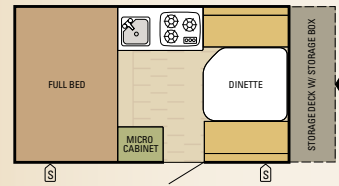
The Comet Hardside series features easy towing, set-up and take-down for a simpler camping experience. Each of our eight unique floorplans has a personality of its own. Some provide a full shower and bath, while others afford a larger sleeping capacity (up to four adults). And all come with great camping features like a standard 3-burner stove top, microwave, refrigerator, sink, Honey Glazed Cherry cabinetry, Evergreen brand mattresses and other conveniences at no upcharge. You can add an outside grill, awning and other fine options. Comet Hardside models are built to last—and designed for convenience.



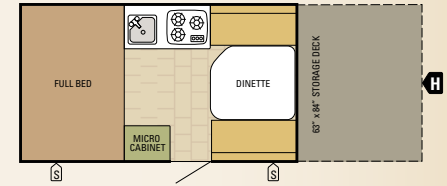
1232 | COMET



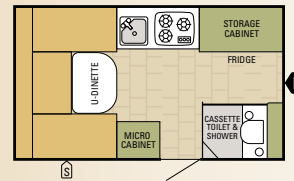
1232MD | COMET



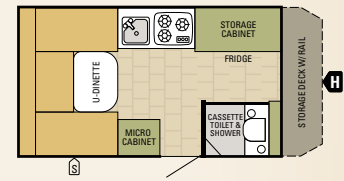
1232SB | COMET



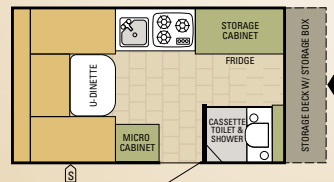
1232FD | COMET



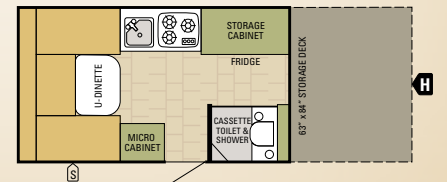
1235 | COMET



1235MD | COMET



1235SB | COMET



1235FD | COMET


FOR FULL OPTIONS AND STANDARD FEATURES GO TO starcraftcamping.com

COMET HARDSIDE SPECIFICATIONS

SPECIFICATIONS	1232	1232MD	1232SB	1232FD	1235	1235MD	1235SB	1235FD
Unloaded Vehicle Weight (lbs)	1855	2000	2080	2395	1915	2015	2125	2395
Dry Hitch Weight (lbs)	225	235	305	400	235	235	300	346
Gross Vehicle Weight Rating (lbs)	3250	3250	3250	4150	3250	3250	3250	4150
Cargo Carrying Capacity (lbs)	1395	1250	1170	1755	1335	1235	1125	1755
Exterior Length	16' 2"	18' 8"	18' 8"	22' 4"	16' 2"	18' 8"	18' 8"	22' 6"
Exterior Width	85"	85"	85"	85"	85"	85"	85"	85"
Travel Height	59 - 3/4"	60 - 3/4"	60 - 3/4"	68 - 5/8"	60 - 1/2"	61 - 1/4"	61 - 1/2"	70 - 3/4"
Interior Height (bedroom)	95"	97"	95"	95 - 3/4"	93 - 1/2"	93 - 1/2"	95"	95"
Wheel Base	133"	158 - 3/4"	158 - 3/4"	192 - 7/16"	133 - 3/8"	158 - 3/4"	158 - 3/4"	192 - 9/16"
Fresh Water Capacity (gals)	17	17	17	17	13	13	17	17
Black Wastewater Capacity (gals)	n/a	n/a	n/a	n/a	5	5	5	5
Sleeping Capacity	3-4	3-4	3-4	3-4	2	2	2	2

The weights of certain options and/or option packages are not included in the UVW listed above. See weight information details on the back of this brochure.

STARFLYER SERIES



Model Starflyer 10 floorplan shown.



Starflyer 10.



ENTRY STEP.

This fold-out entry step on Starflyers is a standard feature not always available on other brands.



FEATURES.

This 2-burner range is standard along with a kitchen sink with faucet, carry-out dinette table, one-piece door, Honey Glazed Cherry cabinetry, A/C prep and more!



Starflyer 10 shown.



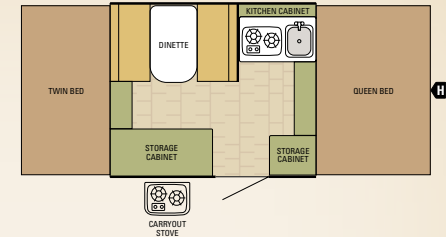
All the conveniences of home.



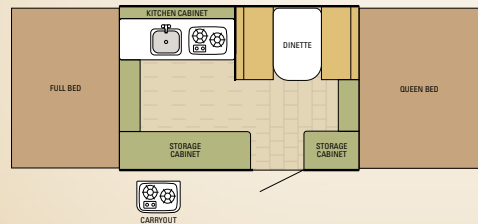
Standard booth dinette.

STARFLYER CAMPING TRAILERS

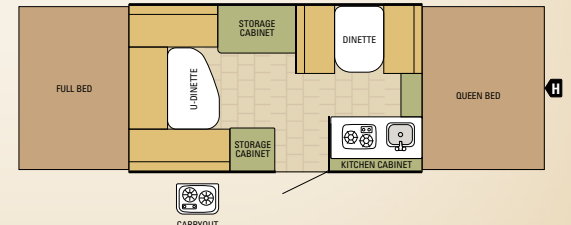
Affordable, lightweight, fully-featured Starflyer! The very best value in family and economy camping trailers was introduced over 30 years ago and still delivers today. Starflyer models can sleep up to six and can be towed by most SUV's and minivans. Get off the ground and reach for the Stars! Starcraft quality is evident throughout. Better materials, warranties, convenience features and higher resale value are yours when you choose this popular series from Starcraft, one of the oldest names in camping!



8 | STARFLYER



10 | STARFLYER



12 | STARFLYER



STARFLYER SPECIFICATIONS

SPECIFICATIONS	8	10	12
Unloaded Vehicle Weight (lbs)	1285	1445	1590
Dry Hitch Weight (lbs)	190	175	225
Gross Vehicle Weight Rating (lbs)	1800	2000	2325
Cargo Carrying Capacity (lbs)	515	555	735
Exterior Length	11' 7"	13' 6"	15' 6"
Exterior Width	85"	85"	85"
Travel Height	55 - 3/4"	52 - 1/4"	56 - 1/4"
Interior Height (bedroom)	81"	81"	81"
Wheel Base	101"	108 - 15/16"	124 - 3/16"
Fresh Water Capacity (gals)	10	10	10
Sleeping Capacity	5-6	5-6	6-7

The weights of certain options and/or option packages are not included in the UVW listed above. See weight information details on the back of this brochure.

STANDARDS & OPTIONS

POPULAR STANDARDS

- 2-burner range
- Booth dinette
- Honey Glazed Cherry cabinetry
- Privacy bunk curtains
- Ultra Plush Denver Mattress™ bed mats
- Bumper-welded steel construction
- Corrosion-resistant frame
- Domed, seamless fiberglass roof
- Entrance door, one-piece construction
- E-Z hinge bed supports
- Lifter system, Goshen Stamp with extra wide lifter arms

- Scratch-resistant, embossed aluminum exterior finish
- Solar prep (select models)

CUSTOMER CONVENIENCE PACKAGE (MANDATORY)

- 4" deep cushions for dinette
- 10-gallon water tank w/demand water pump
- A/C prep
- Entrance step
- E-Z Lube axles
- Front and rear stabilizer jacks
- Roof vent

CAMPERS PACKAGE (OPTIONAL)

- 2 cu.ft. 3-way refrigerator
- 16,000-BTU furnace

DELUXE PLUMBING PACKAGE

- Outside shower and 6-gallon water heater (12 only)

POPULAR OPTIONS

- 40-watt portable solar kit
- Canopy awning
- Electric brakes
- Heated bunk mats
- Spare tire

FOR FULL OPTIONS AND STANDARD FEATURES GO TO starcraftcamping.com

CAMPING TRAILERS. THE FUTURE OF CAMPING JUST GOT BRIGHTER!



LANDED IN 1964. Starcraft is one of the oldest and most respected names in the RV industry. In fact, we've been around since 1903. Back then, we made our name building livestock tanks and other metal farm equipment. In the 1920's, we added a variety of boats to our product lineup. And in 1964, we entered—and revolutionized—the modern camping industry.



UNHEARD OF 2-YEAR WARRANTY.

The Starcraft warranty is a manufacturer's limited warranty. Each Starcraft is warranted to the original purchaser for 24 months from the original date of purchase against defects in materials and workmanship. For a copy of the limited warranty with full terms and conditions, ask your local Starcraft RV dealer.



DURABLE CONSTRUCTION. One-piece, domed fiberglass roof with pebble finish and laminated side panels protects the interior wood while an integrated one-piece top box runs the length of the wall, locking into select model sliderooms, adding strength. With a 7-year tent warranty, our mold-resistant, double-stitched AquaShield Aqualon material doesn't stretch, shrink or crack, providing long-lasting durability even in harsh conditions.

GET MORE OF WHAT YOU NEED IN CYBERSPACE.

Explore more Starcraft RVs by visiting our world-class website. This advanced, digital-age-friendly site offers more product photo galleries, construction information, videos, the latest floorplans, specifications and other great features to assist you. Find your closest dealer, customer service info and more!



STARCRAFTCAMPING.COM

ROADSIDE ASSISTANCE. Travel worry-free with the complimentary one-year Roadside Assistance program through a third-party provider, which gives you immediate access to dependable roadside assistance with a simple phone call. Available at participating dealers (Comet models only).

SEE YOUR LOCAL STARCRAFT DEALER:

STARCRAFT®

THE FUTURE OF CAMPING | pure and simple.

536 Michigan Street
Topeka, IN 46571 USA

Phone: (800) 945-4787
Web: starcraftcamping.com

FOR INTELLIGENT LIFE
FOLLOW US ON:



All information contained in this brochure is the latest available at the time of publication approval. Starcraft reserves the right to make changes and to discontinue models without notice or obligation. Photography may show optional equipment or props used for promotional purposes. RVs built for sale in Canada may differ to conform to Canadian codes. Check with your authorized Starcraft dealer for the latest information.

Unloaded Vehicle Weight (UWV): Sometimes referred to as "Dry Weight," UWV means the typical weight of this trailer as built at the factory. The UWV, as used in product literature and other promotional materials, does not include cargo, fresh water, propane, options or dealer-installed accessories.

Gross Vehicle Weight Rating (GVWR): GVWR means the maximum permissible weight of the trailer, including UWV plus passengers, personal items, all cargo, fluids, options, and dealer-installed accessories. The GVWR is equal to or greater than the sum of the UWV and the CCC.

Cargo Carrying Capacity (CCC): Means the maximum weight of all passengers, personal items, food, fresh water, propane, tools, other cargo and dealer-installed accessories that can be carried by the trailer. CCC is equal to or less than GVWR minus UWV. The addition of options will decrease the CCC.

Hitch Weight (HW): The hitch weight, as used in product literature and other promotional materials, does not include cargo, fresh water, propane gas, options or

dealer-installed accessories. The addition of these types of items will either add to or subtract from the stated hitch weight.

It is important for your safety and enjoyment that your tow vehicle be adequately sized and equipped to tow and handle the GVWR of the RV you select. Review weights and rating of your tow vehicle and consult a competent advisor for questions or advice. Whether you are new to RVing or a veteran, get a feel for the performance of your tow vehicle before heading out on the roadways. When you tow an RV, you must drive differently than when you drive a single vehicle. Practice hooking up, driving, backing up and braking in a safe environment or seek out professional instruction. Starcraft affixes a weight label to each RV which lists weight information for that vehicle. See specifications chart in this brochure.