

2017 SCEPTER

2017 **SCEPTER**

CLASS A DIESEL



REVGROUP



HOLIDAY RAMBLER®

This is living.

SCEPTER

TOP FEATURES

POWER

- Roadmaster™ Chassis
- Freightliner® UltraSteer B-Series Tag Axle
- Independent Front Suspension

HEATING

- Aqua-Hot Heating System
- Heated Tile Flooring
- Electric Fireplace in the Living Room

CONVENIENCE

- Power Generator Slide
- Central Luggage Door Lock
- Waste Management Pump
- Firefly Integrations Electronic Control System
- Optional Emergency Exit Door



The Scepter 43S is shown in Manhattan Bronze II décor with Glazed Italian Sienna cabinetry.

2017 SCEPTER





This is living.

The Holiday Rambler Scepter lives up to its name. Fit for a king, you'll live like one thanks to an enviable list of conveniences. Imagine toasty warm floors thanks to heated tile flooring, just one of the many perks of an Aqua-Hot heating system. Operate your electrical control systems with the intuitive Firefly Integrations system. And control your luggage door locks from one location. Kick back and relax because this is living ...

STANDARDS AND OPTIONS

INTERIOR THROUGHOUT

- 12V LED Ceiling & Task Lighting
- 84" Interior Ceiling Height
- Adjustable Shelves Throughout
- Central Vacuum System
- Complete PEX Plumbing System
- Countertop Decorative Edge Treatment
- Crown Molding w/Decorative Corner Caps
- Decorative Soffits w/Crown Molding
- Deluxe Roller Bearing, Full-Extension Drawer Guides & Transit-Ship Locks
- Fully Concealed & Adjustable Cabinet Door Hinges
- Fan-Tastic® Power Roof Vent w/Wall Switch (Multiple Locations)
- Hardwood Cabinet Doors/Drawers
- Hardwood Window Treatments
- Heated Tile Floor
- Integrated Latch Hardware in Pocket Doors
- LED Lighting
- Lined Cabinet Interior
- Manual Double Roller Shades
- Polished Porcelain Tile Floor w/Accent Inlays
- (3) Roof-Mounted, High-Efficiency 15,000 Btu/h A/C & Bedroom Heat Pump

- Soft Touch Padded Ceiling w/Decorative Trim
 - Solid Wood Face Frame Cabinets
 - Wall Switches (Includes Switches for Ceiling Lights & Vents)
- OPTIONS**
- Winegard® Stationary DSS System
 - Winegard In Motion Satellite System
 - CSA Package (Canadian Specs)**
 - King Dome Satellite System



DRIVER CONVENIENCE continued

- Auxiliary Fog Lamps
- Back-lit Switches & Gages
- Battery Disconnect System
- Color Rear & Side-Vision Cameras
- Color Back-Up Monitor
- Cruise Control
- Denso® High-Output Auto A/C Heater Combo
- Driver Left-Console w/Lower Storage Bin
- Driver & Passenger LED Reading Lights
- Dual-Dash Monitor Design
- Multiple Auxiliary 12-Volt Dash Receptacles
- Manual Driver/Passenger Roller Shades/Blinds
- Power Entry Step Cover
- Powered Windshield Privacy Blinds & Shades
- Passenger Armrest
- Passenger Seat Power Footrest & Adjustable Arm
- Radio Switch Main/Auxiliary Power
- Remote/Heated Chrome Rear View Mirrors w/Turn Signals & Side View Cameras
- Satellite Radio (Subscription Required)
- Solid-Surface Entry-Step w/LED Accent Lights

- Smart Wheel w/ Tilt/Telescoping Steering Wheel
- USB Charger (Driver Side)
- Villa® Driver/Front Passenger Ultraleather™ Captain's Chairs w/ Reclining Back Slide Controls
- Power/Heated/Adjustable Arms
- Windshield Wipers w/Wet Arm
- Xite® Touch Screen Dash Radio w/ GPS Navigation & Sirius®



LIVING ROOM

- 50" LED HDTV Mid-Ship
 - Blu-ray DVD Player
 - Electric Fireplace
 - Front 32" LED HDTV in Front Overhead
 - TV Antenna
 - Sound Bar
 - Expandable L-Sofa Jackknife (43D/43S)
 - Sofa w/Hide-A-Bed
 - Hide-A-Bed Sofa w/Air Mattress (43D/43S)
 - Villa® Residential Seat Styling
- OPTIONS**
- Sofa Jackknife (43D, 43S)
 - Expandable L-Sofa (43Q, 43P)
 - Facing Dinette
 - Desk w/Recliner (43Q)



GALLEY

- Adjustable Cabinet Shelves (Select Cabinets)
- Decorative Backsplash
- Flush-Mount Electric 2-Burner
- Induction Cooktop
- 22CF Double Door Residential Refrigerator w/Ice-maker In Door
- High-Rise Single-Level Galley

GALLEY continued

- Faucet w/Sprayer
- Large, Double Solid-Surface Sink
- Polished Solid-Surface Countertops & Sink Covers
- Pull-Out Counter Extension
- Under-Galley Shelving & Wastebasket
- Whirlpool® 1.9 cu.ft. Convection Stainless Steel Microwave Oven w/Built-in Range Hood & Lights

OPTIONS

- Dishwasher



BEDROOM

- Bedroom Entertainment Center w/32" LED HDTV
 - Bedspread w/Decor Pillows
 - King Exclusive Dream Easy Series 72" x 80" (43G, 43P)
 - Hardwood 6-Panel Doors
 - Serenity Series 72" x 80" (43D, 43Q, 43S)
 - Lift-Up Bed w/Under-Bed Storage (43D, 43Q, 43S)
 - Mirrored Wardrobe Doors
 - Overhead Cabinetry Above Bed
 - Polished Solid-Surface Counter & Nightstand Tops
 - Power Roller Shade & Privacy Blind
 - Rear Wardrobe w/Cedar Lining, Carpeted Floor & Wire Organizer
 - Remote Generator Start Switch
- OPTIONS**
- King Air Mattress 72" x 80" (N/A 43G, 43P)



BATHROOM

- A/C Venting
- Cabinet Toe Kicks
- Decorative Custom Tile Backsplash
- Glass Shower Door
- Hardwood Bath Door/Trims
- LED Light Over Sink
- Porcelain Vacuum Flush Toilet
- Tiled Shower Enclosure
- Vanity w/Dual Solid-Surface Sinks & Make-Up Bench (43D)

SAFETY/CONVENIENCE

- 3-Point Integrated Seat Belts at Driver & Passenger Seats
- Carbon Monoxide & Smoke Detector/Alarm
- Central Electrical Panel
- Fire Extinguisher
- Energy Management System (EMS) w/Soft Start
- Multiple Seatbelt Locations
- Neutral Loss Protection

DRIVER CONVENIENCE

- (2) 12V Power Outlets at Dash
- 110V Power Outlet at Dash
- Adjustable 3-Point Seat Belts at Driver & Front Passenger Seats (w/Adjustable Shoulder Straps)
- Anti-Lock Brake System (ABS)
- Automotive Wrap-Around Dash
- Air Horns
- Auxiliary Start Circuit



EXTERIOR THROUGHOUT

- 10.0 kW Onan® Quiet Diesel Generator w/Power Slide
- 120V/12V AC/DC Converter
- 1st Full Bay 36" x 54" S/O Tray
- (2) 1900 CCA Maintenance Free Chassis Batteries
- 20' Sewer Hose
- 2,800-Watt Pure Sine Wave Inverter w/Remote 50-Amp Service
- 2nd Full Bay 90" S/O Tray
- Window Awning Pkg
- Aluminum Wheels
- Aqua-Hot® Heating System 50,000 Btu/h (House & Water)
- Automatic Generator Start System
- Automotive Safety Glass
- Awning Rail/Drip Molding (Both Sides)
- Chrome Luggage Door Handles
- Continuous One-Piece Compartment Bulb Seal
- Custom Tuned Sachs® Shocks (6)
- Daytime Running Lights
- Demand Water Pump w/Filter
- Dual High-Flow Fuel Fill w/Locking Doors
- Electrical Outlets in Luggage Compartments
- Easy-Access Remote Filter Location
- Engine Block Heater (1500 Watt)
- Front Air Disc Brakes & Rear Drum Brakes
- Four 6V/Deep-Cycle House Batteries
- Fiberglass Front Quarter Panels
- Fiberglass Front/Rear Caps w/High Mounted Taillights
- Fiberglass Wheel Well Trims
- Front & Mid-Coach Docking Lights
- Frameless Flush Mount Windows
- Full-Width Rear Rock Guard w/Stainless Logo Panel
- Gravity & Pressurized Fresh Water Fill
- Heat Pump on Rear AC Unit
- Heavy-Duty E-Coated Steel Roadmaster Bridge
- Holding Tank San-T-Flush™ System
- Heated Water & Holding Tank Compartments
- Heavy-Duty E-Coated Steel Roadmaster™ Bridge
- High-Mounted Third Brake Light
- Insulated Aluminum Luggage Doors w/Single Paddle Metal Latches & Powdercoat Steel Hinges
- Inverter & Battery Monitor
- Key-less Entry Remote
- LED Clearance Lights
- Lighted Luggage Compartments
- Molded Fiberglass Roof
- Mud Flaps
- V-Ride Suspension w/Large Volumetric Air Bags (6)
- Park Cable Receptacle
- Pass-Through Storage
- Polished Aluminum Wheels (6) 22.5" x 9"
- Porch Light
- Power Entry Step
- Protective Front Mask
- Protective Spray-On Undercoating
- Quiet Cool Ducted A/C
- Remote Air System Connection w/Hose & Fittings
- Side Docking Lamps
- Side Turn Signal Indicators
- Side Swinging Luggage Doors
- Solar Electric Panel (95 Watt)
- 43" LED TV
- Tag-Axle Suspension w/Passive Steering
- Tag Axle w/Air Dump Control
- Tire Valve Extenders
- Toilet Tank San-T-Flush™ System
- Touch Sensor Tank Monitoring System
- Underhood Utility Light
- Utility Compartment w/Exterior Shower Water Pump Switch (Multiple Locations)
- Waste Management Pump w/Power Water Hose Reel
- Whole Coach Water Filtration System
- ZF® Independent Front Suspension w/60 Degree Steering Angle

OPTIONS

- Two-Piece Aluminum Rear Ladder
- Under-chassis Lighting
- Emergency Exit Door (N/A 43D)
- Roof Vent w/Rain Covers

SAFETY/CONVENIENCE

- AC Duplex GFI Receptacle on Patio Side
- Acrylic Grab Handle at Entry Door
- Amber Porch Light w/Interior Switch
- Automotive Safety Glass
- Daytime Running Lights
- Entry Door w/Screen Door & Deadbolt Lock
- Emergency Egress Window
- High Mounted Large LED Taillights
- Power Electric Step
- Automatic 4-Point Dual (Hydraulic) Leveling System
- Automatic Traction Control

BODY STRUCTURE

- 5-Layer Floor w/ 3" Foam Insulation
- 6-Layer Radius Roof w/up to 5" Foam Insulation
- Acoustic Absorption Material in Rear & Engine Compartment
- Aluminum-Framed Wall, Roof & Floor Construction
- Full Fiberglass Front & Rear Caps
- Gel Coat Fiberglass Sidewalls w/No Wood Substrate
- Insulated Strut-Assisted Side-Hinged Luggage Doors
- Large One-Piece Bonded-In Windshield
- Molded Fiberglass Radius Roof w/Ducted A/C
- Premium Sand & Buff 4-Color Full Body Paint w/Fades
- Reinforced Interlocking Aluminum Connections at Roof, Sidewall & Floor
- Roadmaster™ Chassis
- Seamless Cap to Sidewall Transitions
- Vacu-bond® Sidewall, Roof, Floor & Rear Wall

CHASSIS

MODEL	43D	43G	43P	43Q	43S
Wheelbase	302"	302"	302"	302"	302"
GVWR (lbs) ¹	44,600	44,600	44,600	44,600	44,600
Front GAWR (lbs) ²	14,600	14,600	14,600	14,600	14,600
Rear GAWR (lbs) ²	10,000	10,000	10,000	10,000	10,000
GCWR (lbs) ³	59,600	59,600	59,600	59,600	59,600
Hitch Rating Weight (lbs) [†]	15,000	15,000	15,000	15,000	15,000
Tongue Weight (lbs)	1,500	1,500	1,500	1,500	1,500
Fuel Capacity (gal)	150	150	150	150	150

ROADMASTER™ B450 CHASSIS

Model: Freightliner® XCM Series
 Engine: Cummins® ISL9 w/2-Stage Engine Brake
 Transmission: Allison® 3000 MH 6-Speed w/Electronic Shift

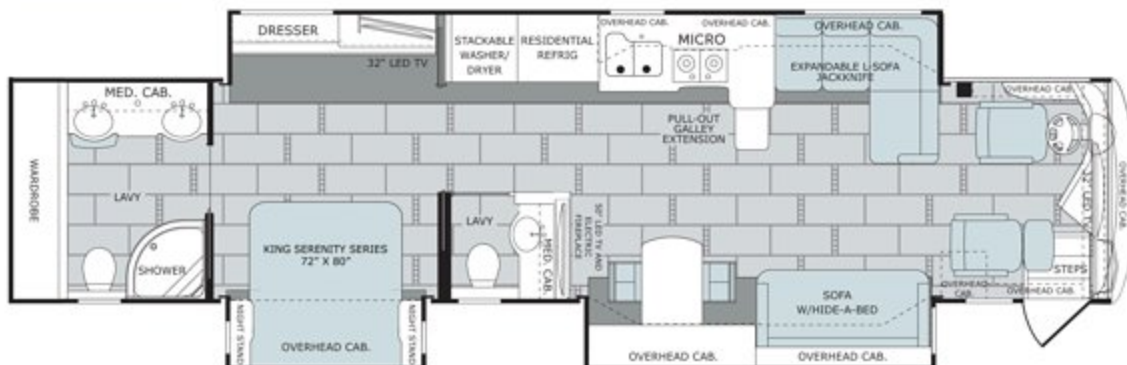
Alternator: 160 Amp Leece-Neville
 Torque: 1250 lb.-ft. @ 1400 RPM
 Horsepower: 450 HP

DIMENSIONS AND CAPACITIES

MODEL	43D	43G	43P	43Q	43S
Overall Length ⁴	43' 10"	43' 5"	43' 5"	43' 5"	43' 10"
Overall Height (suspension inflated) ^{5, 6}	12' 11"	12' 11"	12' 11"	12' 11"	12' 11"
Overall Width (suspension inflated) ^{5, 6}	102"	102"	102"	102"	102"
Interior Height (maximum)	84"	84"	84"	84"	84"
Interior Width (maximum)	96"	96"	96"	96"	96"
Patio Awning Width	13'	15'	15'	11'	13'
Interior Storage (cu. ft.)	205	208	208	205	202
Exterior Storage (cu. ft.)	205	208	208	205	202
Fresh Water Holding Tank (gal)	100	100	100	100	100
Grey Water Holding Tank (gal)	60	60	60	60	60
Black Water Holding Tank (gal)	40	40	40	40	40

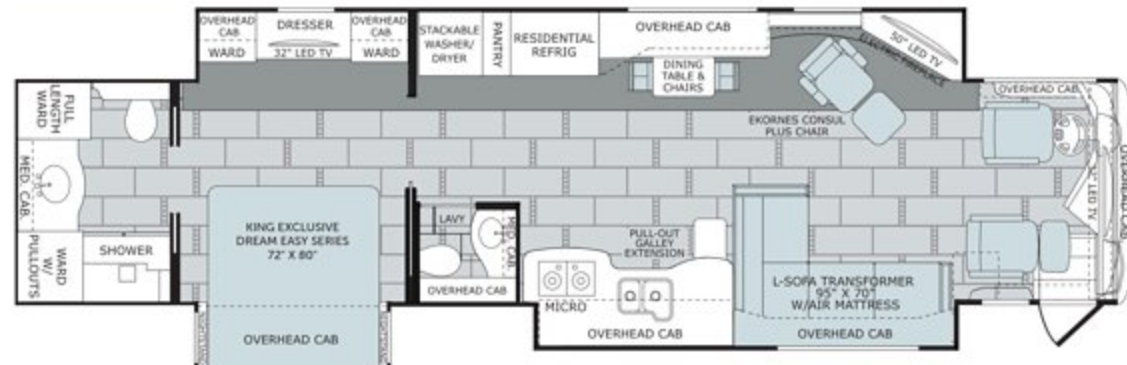
43D

Options: 107, 198, 830, 856



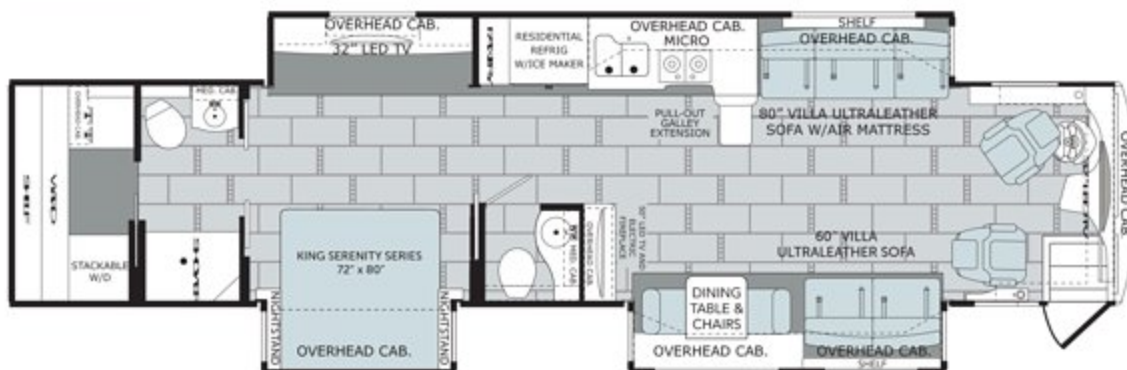
43G

Options: 107, 641, 830



43Q

Options: 107, 191, 641, 830, 856, 881



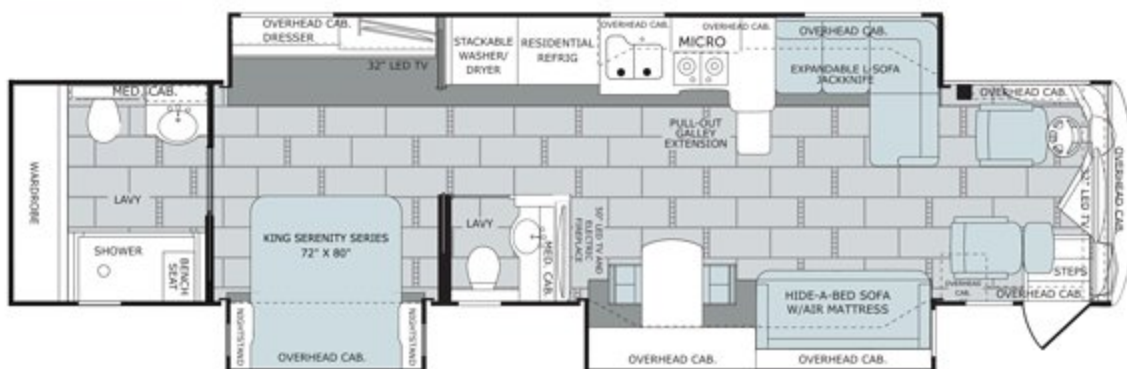
43P

Options: 107, 191, 641, 830

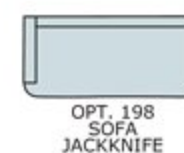
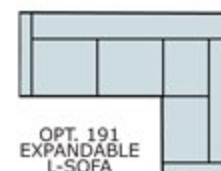


43S

Options: 107, 198, 641, 830, 856



Available Options



WOOD CHOICES

Glazed Dark Cherry



Glazed Italian Sienna



DÉCOR CHOICES

Manhattan Bronze II



Vapor Mist II



1 | Sofa 2 | Accent 3 | Bedspread 4 | Countertop 5 | Flooring 6 | Carpet

EXTERIOR CHOICES

Desert Mirage



Manhattan Bronze



Vapor Mist



This is living.

At Holiday Rambler, your dream journey is our unwavering inspiration. Whether you're planning a rambling weekend getaway or imagining a cross-country holiday adventure, we know that owning a motorhome is a dream lifestyle. We take that dream seriously. **We focus on the idea of home — not the place, but the feeling.** Then we make sure to turn that feeling into one of the most envious getaways. Holiday Rambler. This is living ...

YOUR LOCAL DEALER

REVGROUP

Holiday Rambler is part of REV Recreation Group, a division of REV Group, Inc., a family of 26 industry-leading motor vehicle brands. At REV Group, we innovate, design and build products that connect and protect thousands of people every day—our trusted vehicles are engineered with the utmost rigor and precision to deliver the highest levels of performance, reliability, durability and safety.



HOLIDAY RAMBLER®

DISCLAIMER

1. GVWR (Gross Vehicle Weight Rating) is the maximum permissible weight of this fully loaded motorhome. The GVWR is equal to or greater than the sum of the (UVW) unloaded vehicle weight plus the (OCCC) occupant cargo-carrying capacity*.
 2. GAWR (Gross Axle Weight Rating) is the maximum permissible loaded weight a specific axle is designed to carry.
 3. GCWR (Gross Combined Weight Rating) is the value specified by the motorhome manufacturer as the maximum allowable loaded weight of this motorhome with its towed vehicle. Towing and braking capacities may be different. Refer to Holiday Rambler and chassis manufacturer's manuals for complete information.
 4. Length measured from front bumper to rear bumper (excludes accessories).
 5. Excludes safety equipment and awnings.
 6. Motorhomes feature a body width over 96" which will restrict your access to certain roads. Before purchasing, you should research any state and/or province road laws which may affect your usage.
 7. Tank manufacturer's listed water capacity (WC). Actual propane capacity is 80% of water listing as required by the safety code.
- * The chassis manufacturer recommends the installation of a supplemental brake control system to activate the brakes on the vehicle or trailer you are towing. Hitch receiver ratings expressed are maximum for the hitch receiver installed and may require the purchase of additional equipment that is dependent on the weight of the towed load. Consult with hitch receiver manufacturer for further information.
- * UVW and OCCC are found on the label containing the federal certification tag in each RV.
- ** The Minimum Towable Load of this vehicle is the available weight capacity, up to GCWR, when the coach is fully loaded to maximum GVWR. However, if the coach is loaded to something less than maximum GVWR, that extra available weight capacity can be added to your Towable Load. For example, if your coach is loaded to 1000lbs less than maximum GVWR, your Towable Load increases accordingly. Do not exceed the hitch rating weight, GVWR or GCWR.
- ** All 2017 REV Recreation Group motorhomes include a limited one-year/15,000-mile coach warranty and three-year/45,000-mile structural warranty, whichever occurs first, and is fully transferable for the first 12 months.

CONTACT US

To locate a dealer near you, visit our website at www.holidayrambler.com or call 1-877-252-4666. We can also be contacted at Holiday Rambler Customer Relations, P.O. Box 1007, Decatur, IN 46733.

IMPORTANT—PLEASE READ

Product information, photography and illustrations included in this publication were as accurate as possible at the time of printing. For further product information and changes, please visit our website at www.holidayrambler.com or contact your local Holiday Rambler dealer. Prices, materials, design and specifications are subject to change without notice. All weights, fuel, liquid capacities and dimensions are approximate. Holiday Rambler has designed its recreational vehicles to provide a variety of uses for customers. Each vehicle features optimal seating, sleeping, storage and fluid capacities. The user is responsible for selecting the proper combination of loads (i.e., occupants, equipment, fluids, cargo, etc.) to ensure that the vehicle's capacities are not exceeded.

www.holidayrambler.com