

AVALANCHE



FULL TIME CAMPING. *Refined.*

WWW.KEYSTONERV.COM/AVALANCHE

AVALANCHE



375RD REAR LIVING FLOOR PLAN

*SIMILAR FLOOR PLAN WITH 18 CU. FT. RESIDENTIAL REFRIGERATOR IS AVAILABLE AS 376RD





375RD BEDROOM SHOWN IN FOREST FLOOR



375RD STACKABLE WASHER/DRYER PREP



375RD REAR STORAGE

FULL TIME CAMPING. *Refined.*

AVALANCHE

Team Avalanche proudly presents a complete line of Full-Time Camping fifth wheels designed for today's families. Avalanche offers fantastic floor plans, industry leading features and affordability for your family's extended trips or weekend vacations. Avalanche is sure to have a model perfectly suited for your family.

Avalanche comes standard with several unparalleled features like the wide-body spacious interiors, huge panoramic frameless windows and spacious bedrooms and bathrooms. Avalanche can accommodate any size family with its wide variety of models. The combination of all our features can not be found in other competitive fifth wheels.

Every Avalanche is designed to give your family the very best camping experience! Happy Camping!

BUILT FOR THE LONG HAUL

INNOVATION THAT STARTS
WITH A SOLID FOUNDATION



FULL TIME CAMPING

Comfort



-4° Outside



72° Inside

With an impressive list of industry-leading construction advancements, Avalanche sets the bar in four season living. But don't just take our word for it — look at these official test results from a world leader in heating and cooling technology — Dometic Corporation. Subjected to sub-zero temperatures inside their legendary test chamber, the following temperatures were recorded inside an Avalanche with the thermostat set at 74°:

- Living room 72°
- Bedroom 70°
- Bathroom..... 75°
- Pass-Thru/Utility Center... 58°*

Of course, inside temperatures are only part of the story. With our industry leading "Therma-Shield 37" package, all the holding tanks and dump valves remained completely operational on our test unit with recorded temperatures consistently above 50° in these critical areas.

Not everyone needs this kind of protection, but when four season comfort becomes important, make sure you demand the very best... demand an Avalanche!

**Testing was done in a controlled independent environment.*

4

COMFORT INDOORS

FULL TIME CAMPING



FULL TIME SIZE

- Summit Slides with 6' 10" Interior Height
- (2) Massive 60" x 48" Windows in Slide Box
- Cloud 9 King Beds
- Oversized Rectangular Showers
- Wide Body Unit Measuring 100"

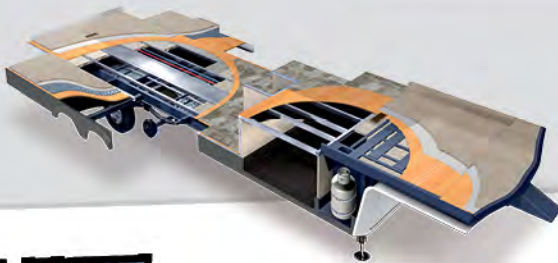
FULL TIME ENTERTAINMENT

- 50" Standard LED TVs
- Interior/Exterior Speakers
- Bluetooth Sound System
- Exterior Kitchen with TV/Micro/Refer (some models)
- King Antenna



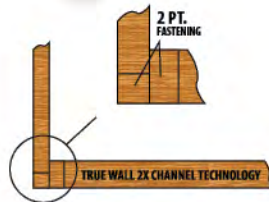
FULL TIME COMFORT

- Four Seasons Package Tested to -4 Degrees
- Tri-Fold Sofas
- Oversized 18 cu. ft. Gas/Electric Refrigerator
- Fireplace
- Pressurized AC System (BTU's -15,000 & 13,500)
- 30" Microwave



FULL TIME CONSTRUCTION

- G-Rated Tires with Nitrogen
- 7,000 lb. Rated Axles
- Custom Painted Front Cap
- 5 Year Warranty on Graphics
- Frameless Windows (Dual Pane Option)



BONUS FEATURES

- LED Lighting
- Hidden Hinges in Kitchen
- LG Solid Surface Kitchen Countertops
- New Cherry Wood
- Solar Prep
- Observation Camera Prep

*SIMILAR FLOOR PLAN WITH 18 CU. FT. RESIDENTIAL REFRIGERATOR IS AVAILABLE AS 301RE



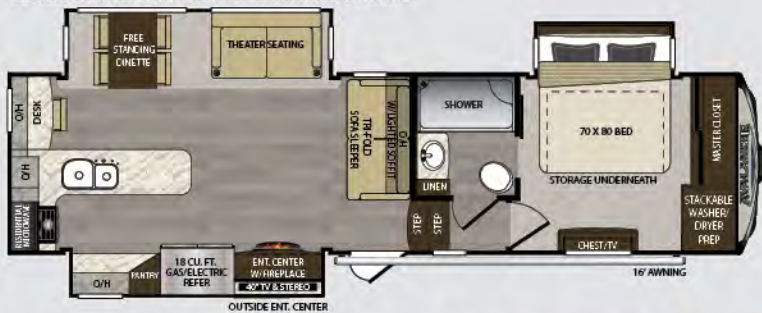
300RE/301RE

*SIMILAR FLOOR PLAN WITH 18 CU. FT. RESIDENTIAL REFRIGERATOR IS AVAILABLE AS 321RS



320RS/321RS

*SIMILAR FLOOR PLAN WITH 18 CU. FT. RESIDENTIAL REFRIGERATOR IS AVAILABLE AS 331GR



330GR/331GR

*SIMILAR FLOOR PLAN WITH 18 CU. FT. RESIDENTIAL REFRIGERATOR IS AVAILABLE AS 366MB



365MB/366MB

AVALAN

FLOOR



SPECIFIC

MODEL	SHIPPING WEIGHT	CARRYING CAPACITY	HITCH	LENGTH*	WIDTH
300RE/301RE	11510	3490	2365	34' 6"	8' 4"
320RS/321RS	11617	3383	2275	35' 10"	8' 4"
330GR/331GR	11401	3599	2240	34' 9"	8' 4"
365MB/366MB	13070	2430	2730	39' 10"	8' 4"
375RD/376RD	13450	2550	2370	41' 1"	8' 4"
380FL/381FL	12974	2526	2810	39' 5"	8' 4"
385BG/386BG	13430	3070	2700	41' 11"	8' 4"
395BH/396BH	14030	2470	2760	41' 8"	8' 4"

DISCLAIMER: Product information is as accurate as possible as of the date of publication of this brochure. All features, floor plans, and specifications in this brochure are subject to change without notice. Please also consult Keystone's website at www.keystonerv.com for more current product information and specifications. Tow Vehicle Disclaimer. CAUTION: Owners of Keystone recreational vehicles are solely responsible for the selection and proper use of tow vehicles. All customers should consult with a motor vehicle manufacturer or their dealer concerning the purchase and use of suitable

AVANCE

PLANS



CATIONS

HEIGHT	FRESH WATER	WASTE WATER	GRAY WATER	LPG	AWNING
13' 2"	66	49	83	60	17'
13' 2"	66	49	83	60	16'
13' 2"	66	49	83	60	16'
13' 2"	66	49	83	60	20'
13' 2"	66	49	83	60	16'
13' 2"	66	44	68	60	14'
13' 2"	66	49	83	60	16'
13' 2"	66	93	127	60	16'/11'

tow vehicles for Keystone products. Keystone disclaims any liability or damages suffered as a result of the selection, operation, use or misuse of a tow vehicle. KEYSTONE'S LIMITED WARRANTY DOES NOT COVER DAMAGE TO THE RECREATIONAL VEHICLE OR THE TOW VEHICLE AS A RESULT OF THE SELECTION, OPERATION, USE OR MISUSE OF THE TOW VEHICLE. *Length is defined as the distance from the center line of hitch pin/coupler to rear bumper of trailer. Add 6 inches for MOR/ryde pin box. ** Add 6 inches for second A/C. *Length is defined as the distance from the centerline to the hitch pin/coupler to rear bumper of the trailer.



AVALANCHE

-4° FULL TIME CAMPING *Construction*

With an impressive list of industry-leading construction advancements, Avalanche sets the bar for four season living.

WALL CONSTRUCTION (R-10)

1. Class A style "slam" baggage doors
2. Dual 1/8" luan backers with staggered seams
3. High density block foam insulation
4. Radius window corner blocks for additional integrity
5. 2" Welded aluminum sidewall studs
6. Fiberglass batten insulation
7. Thermo-foil insulation
8. Molded fiberglass cap with 4mm coated graphics
9. Metal backing strips for added support
10. Cambered steel cap backing for increased turning radius - "Max Turn"

ROOF CONSTRUCTION (R-28)*

11. One-piece TPO roof with 12-year warranty
12. 3/8" Fully walkable roof decking
13. Thermo-Foil insulation
14. Fiberglass batten insulation
15. 1/8" Ceiling Luan with vinyl protection

FLOOR CONSTRUCTION (R-37)*

16. Residential grade high density carpet with stain protection
17. Residential grade carpet padding
18. Floor wrap, wood backing, aluminum structure, fiberglass insulation, and Astro-Foil insulation, thermo-insulation
19. Thermo-Shield holding tank insulation featuring: One piece fluted polypropylene fully enclosed subfloor, fiberglass batten insulation, and ducted heat

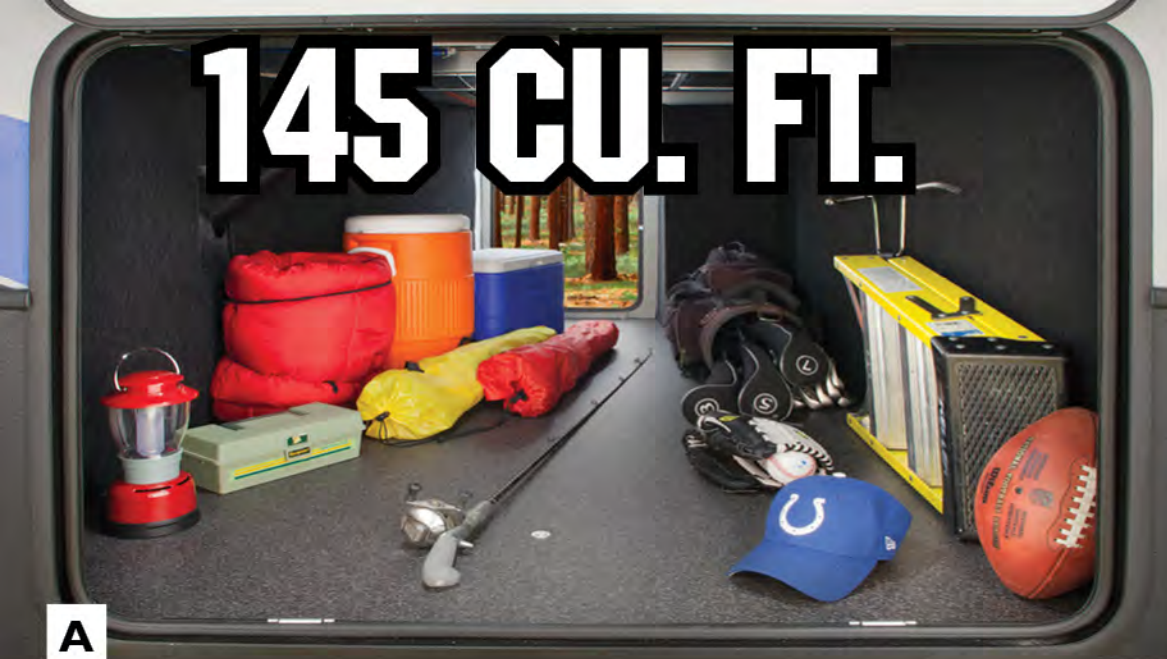
TIRES AND CHASSIS

20. 10" steel "powder coated" I-beams
21. Load range "G" tires
22. E-Z Lube 8 lug, 7,000lb axles
23. Road Armor Suspension with steel shackles and greasable brass bushings

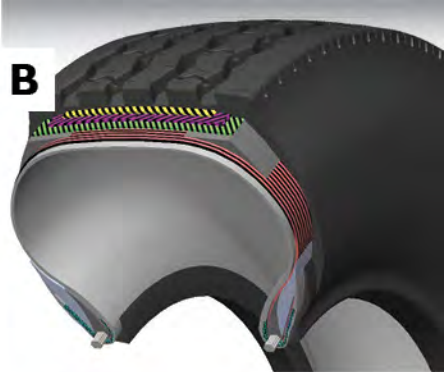


145 CU. FT.

A



B



C



FULL TIME CAMPING *Features*

A. One look at the Avalanche's BASEMENT STORAGE tells the story - the Avalanche boasts massive pass-through storage at over 145 cubic feet! Plus, you won't have to worry about your possessions sliding around as we've used non-skid rubber diamond plate flooring that isn't slippery like felt carpet lining.

B. LOAD RANGE "G" TIRES Increases load capacity up to 12% and strength by 24% vs. load range "E" tires.

C. Storage compartments are easy to access in the Avalanche thanks to the motorhome style "**SLAM**" **BAGGAGE DOORS**. These compartment doors feature easy opening pad handles with locks for added security of your stored valuables.

D. ROAD ARMOR SUSPENSION: Introducing The Road Armor Shock Absorbing Equalizer, the latest ride enhancing product brought to you by Lippert Components & co-developed with Keystone RV to provide optimal ride quality.

E. The Avalanche's FULLY ENCLOSED AND HEATED "WATER WORKS" compartment houses your dump valves, low point drains, high pressure sprayer, black tank flush hookup, quick winterization kit and city water hookups.

F. Avalanche customers enjoy the **MASSIVE UNDER BED STORAGE** that can be quickly and easily accessed.

G. 18 CU. FT. STAINLESS STEEL REFRIGERATOR: Largest capacity in the RV industry means less trips to the grocery store. Available in gas/electric or residential style which includes a 1000 watt inverter and ice maker.

H. Every Avalanche model is equipped with SolidStep by Lippert. It conveniently folds up into the RV doorway when not in use. Offers a wide range of heights with adjustable leg extensions.

D



E



F



G



H



FULL TIME CAMPING

Innovation



PATENTED FRONT CAP THAT ISN'T DYED LIKE COMPETITORS. INCLUDES 5 YEAR WARRANTY ON FRONT CAP 4MM GRAPHICS



100" WIDE BODY



SUMMIT SLIDES WITH HUGE WINDOWS FOR BEAUTIFUL PANORAMIC VIEWS

WARRANTY FOR FULL TIME RVING*

MORE FULL TIME RVERS THAN ANY OTHER COMPANY IN THE INDUSTRY!

There are more full time Keystone campers on the road than any other towable company in North America. With the most efficient, well developed warranty, parts and service group. Keystone RV provides unprecedented support and confidence to all Keystone brand customers.

*REFERENCE KEYSTONE RV COMPANY OWNERS MANUAL FOR LIMITED WARRANTY DETAILS

ONE TOUCH 6-POINT LEVEL-UP SYSTEM



- ✓ Power up/power down system that weighs less than 80 lbs. TOTAL, but can lift 60,000 lbs!
- ✓ Leveling jacks operate in pairs, eliminating the worry of twisting and damages
- ✓ Extruded jack legs made of 6061-TG anodized aluminum alloy



One touch AUTO LEVEL feature!

STANDARDS & OPTIONS

EXTERIOR FEATURES

- Solar Prep
- Observation Camera Prep
- "No Sweat" vented attic system
- 10" Beams with Z-frame technology
- 50 AMP service w/ detachable power cord
- Hydraulic selector valves for slideouts
- Power front landing jacks
- Gutters w/ rain spouts
- Rear ladder
- Tinted 80% safety-glass windows
- Super-size 6'4" tall, 30" wide entry door
- Deluxe graphics package
- One piece polypropylene underbelly
- MAX TURN high-gloss fiberglass front cap and rear with 30% better turning radius, and an aerodynamic design w/ 18% better drag efficiency and hitch Assist back up mirror and light

ALL-IN-ONE "WATERWORKS" EXTERIOR UTILITY CENTER

- Easy siphon winterization system
- Water heater bypass
- Enclosed low point drain valves
- Ducted heat for cold weather protection
- Dump valves (most models)
- 110V outlet
- Black tank spray hookup
- Hot & Cold high pressure water hose with quick disconnect

INTERIOR FEATURES

- Heavy duty residential ball bearing drawer guides
- Extra deep, fully extendable drawers
- Solid surface countertops
- Solid Surface sink cover
- Stainless steel extra deep sink with dual bowls
- High rise, single lever kitchen faucet
- Maximized kitchen storage w/ more drawers and pantry space
- Ceiling fan
- LP leak detector
- 40" Designer fireplace with decorative surround

- Power theater seats featuring heat and massage
- "One Place Command Center" centrally located operational switches & gauges
- Translucent glass shower door
- Hand held massaging shower head
- Skylight over shower
- Porcelain toilet
- Single level master bedroom suite
- Designer headboard
- Cross ventilation bedroom windows where available
- Quilted bedspread

UPGRADED APPLIANCE PACKAGE

- 30" Microwave
- 18 cu. ft. gas/electric refrigerator
- High output range w/ 22" oven
- 12 Gallon DSI 2-way water heater
- 35,000 BTU furnace

BASE CAMP COLLECTION

- Solid wood cabinet doors, drawers, and fascia
- Solid surface kitchen countertops and flush mounted sink covers
- Huge 50" LED TV
- 12V AM/FM/CD/DVD home theater system w/surround sound effect speakers
- Digital TV antenna w/ built in booster
- Dual cable & satellite hookups
- Stackable washer and dryer prep (N/A 380FL, 381FL)
- 50 AMP service
- Therma-Shield R37 Triple insulated, ducted and heated holding tanks
- Drop frame technology
- Class A bus-style latch "slam" baggage doors
- G rated tires
- Heavy duty Easy Lube 7,000lb axles
- Power front and rear jacks
- One-touch electric awning w/ adjustable arms
- Aluminum wheels

ROAD ARMOR SUSPENSION

- Improved impact absorption
- Improved axle equalization
- Greasable "wet" bolts
- Long lasting 1/2" steel shackle plates
- Long lasting bronze bushings

COMFORT PACKAGE

- Wide body width with upgrade construction
- Summit slides with super sized windows
- Frameless windows
- Driftwood gray exterior
- MCD roller blinds
- Hidden hinge at cabinets
- Fantastic fan (kitchen)
- Quad Solid Entry Step by LCI

OPTIONS

- Generator prep
- 32" bedroom TV
- Dual pane windows
- 6 point "one touch" hydraulic auto leveling (mandatory)
- 32" bunk room TV (365, 395)
- 18 cu. ft. residential refrigerator (standard on 301RE, 321RS, 331GR, 366MB, 376RD, 381FL, 386BG, 396BH)



AVALANCHE

www.keystonerv.com/Avalanche

FULL TIME CAMPING. *Refined.*

AVALANCHE

INTERIOR DECOR OPTIONS



FOREST FLOOR



IRONGATE

BUY LOCALLY
PURCHASING YOUR RV LOCALLY

It's up to you where you purchase your new Avalanche, but may we suggest your local dealer? Not only does it help your local economy and provide jobs, but it will also give you an opportunity to develop a service relationship with someone that will come to know you and your coach. Congratulations on finding the best built, best equipped, best value in the industry, and happy travels!

YOUR LOCAL DEALER:

VISIT OUR WEBSITE TO VIEW INTERIOR PHOTOS,
360 VIRTUAL TOURS AND MUCH MORE.



AVALANCHE

www.keystonerv.com/Avalanche

MEMBER OF
RVIA Go RVing.
RECREATION VEHICLE
INDUSTRY ASSOCIATION

2642 Hackberry Drive
PO Box 2000
Goshen, IN 46527-2000
(574) 535-2100

 **Keystone RV
Company**

www.keystonerv.com

Product information is as accurate as possible as of the date of publication of this brochure. Features, floor plans, and specifications are subject to change without notice. Please also consult Keystone's web site at www.keystonerv.com for more current product information and specifications. Tow Vehicle Disclaimer. CAUTION: Owners of Keystone recreational vehicles are solely responsible for the selection and proper use of tow vehicles. All customers should consult with a motor vehicle manufacturer or their dealer concerning the purchase and use of suitable tow vehicles for Keystone products. Keystone disclaims any liability or damages suffered as a result of the selection, operation, use or misuse of a tow vehicle. **KEYSTONE'S LIMITED WARRANTY DOES NOT COVER DAMAGE TO THE RECREATIONAL VEHICLE OR THE TOW VEHICLE AS A RESULT OF THE SELECTION, OPERATION, USE OR MISUSE OF THE TOW VEHICLE.** *Length is defined as the distance from the centerline to the hitch pin/coupler to rear bumper of the trailer.

DECEMBER 2017