



WONDER | 2019



LEISURE
TRAVEL VANS



WONDER | 2019



LEISURE
TRAVEL VANS

Over 50 Years on the Road.

In 2015, we were proud to celebrate 50 years of business in the recreational vehicle industry. We look fondly over our journey with a deep sense of gratitude to those who went before us, to our loyal customers who have supported us, to the many hundreds of employees who served the company so well, and to our dealers who represented the company and sold our products.

Our story began in 1965 when PW Enns, who owned a plumbing and heating business in Winkler, Manitoba, Canada, took an interest in manufacturing travel trailers while visiting Elkhart, Indiana, on a volunteer trip. Arriving home with his newfound business venture, he enlisted the help of his two sons-in-law, Philipp R Ens and Peter Elias. With enthusiasm and energy Triple E was born. The three Es – Enns, Ens, and Elias – became the components of our name, Triple E Recreational Vehicles.

The company started with great modesty. What began as a family-owned operation, with a small group of employees, has today developed into a leading RV manufacturer. Over the years many different models were introduced. From travel trailers, fifth-wheels, Class A motorhomes to our current line-up of Class C motorhomes, these products represent over 50 years of hard work, and hundreds of thousands of hours of commitment and dedication from our employees.

Triple E is fortunate to be located in an area with a rich cultural heritage. Our employees are highly skilled craftspeople with strong work ethic and unwavering dedication. Our commitment to quality and listening to our customers' invaluable feedback has been the foundation of our success. We have seen many changes within the RV industry and, today, Triple E remains one of the last surviving RV manufacturers in Canada.

Today we look to the future with renewed energy and optimism. The company has strong leadership and an excellent workforce. Our products are recognized as some of the finest in the industry. The next generation of our company is driven by innovation while remaining committed to our long-standing history of quality craftsmanship.

Over 50 years later our vision remains committed to being a premier company. We're inspired by the freedom to explore and driven by a commitment to growing our community. May you experience the joy of companionship, surprise and adventure, as the road leads you on your journey ahead.



Over 50 Years on the Road.

In 2015, we were proud to celebrate 50 years of business in the recreational vehicle industry. We look fondly over our journey with a deep sense of gratitude to those who went before us, to our loyal customers who have supported us, to the many hundreds of employees who served the company so well, and to our dealers who represented the company and sold our products.

Our story began in 1965 when PW Enns, who owned a plumbing and heating business in Winkler, Manitoba, Canada, took an interest in manufacturing travel trailers while visiting Elkhart, Indiana, on a volunteer trip. Arriving home with his newfound business venture, he enlisted the help of his two sons-in-law, Philipp R Ens and Peter Elias. With enthusiasm and energy Triple E was born. The three Es – Enns, Ens, and Elias – became the components of our name, Triple E Recreational Vehicles.

The company started with great modesty. What began as a family-owned operation, with a small group of employees, has today developed into a leading RV manufacturer. Over the years many different models were introduced. From travel trailers, fifth-wheels, Class A motorhomes to our current line-up of Class C motorhomes, these products represent over 50 years of hard work, and hundreds of thousands of hours of commitment and dedication from our employees.

Triple E is fortunate to be located in an area with a rich cultural heritage. Our employees are highly skilled craftspeople with strong work ethic and unwavering dedication. Our commitment to quality and listening to our customers' invaluable feedback has been the foundation of our success. We have seen many changes within the RV industry and, today, Triple E remains one of the last surviving RV manufacturers in Canada.

Today we look to the future with renewed energy and optimism. The company has strong leadership and an excellent workforce. Our products are recognized as some of the finest in the industry. The next generation of our company is driven by innovation while remaining committed to our long-standing history of quality craftsmanship.

Over 50 years later our vision remains committed to being a premier company. We're inspired by the freedom to explore and driven by a commitment to growing our community. May you experience the joy of companionship, surprise and adventure, as the road leads you on your journey ahead.





**Our vision is to be a premier company.
We're inspired by the freedom to
explore and driven by a commitment to
growing our community.**

Founder, PW Enns, with the first Class A motorhome designed and manufactured in Canada. 1967.



**Our vision is to be a premier company.
We're inspired by the freedom to
explore and driven by a commitment to
growing our community.**

Founder, PW Enns, with the first Class A motorhome designed and manufactured in Canada. 1967.



2019 Wonder RTB shown with Bianco White Fenix upper cabinets and Mountain Ultraleather™.

REAR TWIN BED

Explore with Wonder.

Introducing the revolutionary new Wonder Rear Twin Bed, featuring an exterior garage, rear twin beds, an innovative three-piece dry bathroom, and the largest galley offered in the Leisure Travel Vans lineup.



2019 Wonder RTB shown with Bianco White Fenix upper cabinets and Mountain Ultraleather™.

REAR TWIN BED

Explore with Wonder.

Introducing the revolutionary new Wonder Rear Twin Bed, featuring an exterior garage, rear twin beds, an innovative three-piece dry bathroom, and the largest galley offered in the Leisure Travel Vans lineup.



REAR TWIN BED HIGHLIGHTS

- ◆ North America's first exterior pass-through garage storage on a Ford Transit-based Class C. Large enough to house two full-size bicycles and much more.
- ◆ Two full-size hanging wardrobes located underneath the twin beds.
- ◆ Optional integrated side-mount exterior table, perfect for dining and entertaining. When not in use, the table can be folded up and neatly stored in the garage.
- ◆ A cavity beneath the passenger-side twin bed can be converted into an innovative and comfortable "dog house". (See next page)
- ◆ Centralized touch screen display controls everything from lighting, heating and cooling, tank and battery level monitoring and more.
- ◆ Comfortable 32" x 76" twin beds can slide together, forming a single bed wider than a residential Queen bed.



REAR TWIN BED HIGHLIGHTS

- ◆ North America's first exterior pass-through garage storage on a Ford Transit-based Class C. Large enough to house two full-size bicycles and much more.
- ◆ Two full-size hanging wardrobes located underneath the twin beds.
- ◆ Optional integrated side-mount exterior table, perfect for dining and entertaining. When not in use, the table can be folded up and neatly stored in the garage.
- ◆ A cavity beneath the passenger-side twin bed can be converted into an innovative and comfortable "dog house". (See next page)
- ◆ Centralized touch screen display controls everything from lighting, heating and cooling, tank and battery level monitoring and more.
- ◆ Comfortable 32" x 76" twin beds can slide together, forming a single bed wider than a residential Queen bed.











2019 Wonder FTB shown with Grigio Grey Fenix upper cabinets.

FRONT TWIN BED

Room to Explore.

Bringing a new level of comfort and convenience to the open road, the Wonder Front Twin Bed features a wide open layout, spacious galley and lavatory, and twin beds that form into a bed wider than a residential Queen bed. The modern interior combines style and function, offering an abundance of interior and exterior storage for all of your travel necessities.



2019 Wonder FTB shown with Grigio Grey Fenix upper cabinets.

FRONT TWIN BED

Room to Explore.

Bringing a new level of comfort and convenience to the open road, the Wonder Front Twin Bed features a wide open layout, spacious galley and lavatory, and twin beds that form into a bed wider than a residential Queen bed. The modern interior combines style and function, offering an abundance of interior and exterior storage for all of your travel necessities.



FRONT TWIN BED HIGHLIGHTS

- ◆ 32" x 76" twin beds slide together, forming a bed wider than a residential Queen bed (64" x 76")
- ◆ Large lavatory featuring 30" x 32" enclosed shower and medicine cabinet
- ◆ Solid surface Corian® countertops
- ◆ Ergonomic galley features a 2-door, 6.7 ft³ fridge/freezer and convection microwave alongside an exceptionally large Corian® Solid Surface countertop
- ◆ Seven full-body paint options
- ◆ Swing-out 28" Smart LED TV, Bluetooth soundbar and Blu-ray player
- ◆ Impressive 48 ft³ of storage with large rear storage compartment



FRONT TWIN BED HIGHLIGHTS

- ◆ 32" x 76" twin beds slide together, forming a bed wider than a residential Queen bed (64" x 76")
- ◆ Large lavatory featuring 30" x 32" enclosed shower and medicine cabinet
- ◆ Solid surface Corian® countertops
- ◆ Ergonomic galley features a 2-door, 6.7 ft³ fridge/freezer and convection microwave alongside an exceptionally large Corian® Solid Surface countertop
- ◆ Seven full-body paint options
- ◆ Swing-out 28" Smart LED TV, Bluetooth soundbar and Blu-ray player
- ◆ Impressive 48 ft³ of storage with large rear storage compartment












2019 Wonder MB shown with Earth Ultraleather™ and Bianco White Fenix upper cabinets.



MURPHY BED

A Smarter RV.

A game-changer from the chassis up, the Wonder is packed with smarter space solutions that combine superior design with innovative functionality. From the queen-size Murphy Bed to the abundance of interior and exterior storage, every inch is utilized to its maximum potential in the Wonder.



2019 Wonder MB shown with Earth Ultraleather™ and Bianco White Fenix upper cabinets.



MURPHY BED


A Smarter RV.

A game-changer from the chassis up, the Wonder is packed with smarter space solutions that combine superior design with innovative functionality. From the queen-size Murphy Bed to the abundance of interior and exterior storage, every inch is utilized to its maximum potential in the Wonder.



MURPHY BED HIGHLIGHTS

- ◆ Natural Rift cabinetry with Bianco White (shown) or Grigio Grey Fenix NTM® matte doors and accent LED lighting
- ◆ Ergonomic galley with 2-door, 6.7 ft³ fridge/freezer
- ◆ Hidden 28" Smart TV with Bluetooth soundbar and Blu-ray player
- ◆ Large closet wardrobe with full-length door, shelves and a 6-shelf rack
- ◆ Built-in GPS system with a 6.5" display, plus available SiriusXM satellite radio
- ◆ Entertainment focused living space with oversized chairs that switch from dinette to TV mode in an instant.
- ◆ Lavatory with extra-large medicine cabinet and recessed shower



MURPHY BED HIGHLIGHTS

- ◆ Natural Rift cabinetry with Bianco White (shown) or Grigio Grey Fenix NTM® matte doors and accent LED lighting
- ◆ Ergonomic galley with 2-door, 6.7 ft³ fridge/freezer
- ◆ Hidden 28" Smart TV with Bluetooth soundbar and Blu-ray player
- ◆ Large closet wardrobe with full-length door, shelves and a 6-shelf rack
- ◆ Built-in GPS system with a 6.5" display, plus available SiriusXM satellite radio
- ◆ Entertainment focused living space with oversized chairs that switch from dinette to TV mode in an instant.
- ◆ Lavatory with extra-large medicine cabinet and recessed shower

Floorplans



W24RTB | Rear Twin Bed



W24FTB | Front Twin Bed



W24MB | Murphy Bed

Ultraleather™

Captain's Chairs Standard



Earth
Ultraleather™




Mountain
Ultraleather™



Coal
Ultraleather™

Countertops

Glacier White Corian



Fabric

Pewter Dinette Standard



Cabinetry

Natural Rift



Floorplans



W24RTB | Rear Twin Bed



W24FTB | Front Twin Bed



W24MB | Murphy Bed

Ultraleather™

Captain's Chairs Standard



Earth
Ultraleather™




Mountain
Ultraleather™



Coal
Ultraleather™

Countertops

Glacier White Corian



Fabric

Pewter Dinette Standard



Cabinetry

Natural Rift



AWNING PACKAGES **MB** **FTB** **RTB**

Power Patio Box Awning w/ Integrated LED Lights S S S

CERTIFICATION **MB** **FTB** **RTB**

Canadian Certification – Mandatory for Canada O O O

RVIA Certification S S S

CHASSIS & SUSPENSION **MB** **FTB** **RTB**

Alternator – 210A S S S

Chassis – Ford Transit 350 Cab w/ 3.2L I-5 Power Stroke Turbo Diesel 185 hp/350 ft-lb w/ 6 Speed Auto Trans. S S S

Chrome Grill w/ Halogen Headlamps S S S

Concealed Fuel Filler S S S

Dual Rear Wheels S S S

Ford Alloy Wheels (4) S S S

Lane Keeping Assist w/ Driver Alert S S S

Rear Hitch Receiver w/wiring – 300 / 3000 lb (Brake/Turn/ Tail Lights) S S –

CONSTRUCTION **MB** **FTB** **RTB**

Floor – Aluminum Framed Vacuum Bonded Insulated S S S

Roof – Domed Vacuum Bonded Aluminum Framed Insulated FRP Flexroof S S S

Sidewalls – Contoured Vacuum Bonded Aluminum Framed Insulated with Gel Coat Fiberglass S S S

Windows – Frameless Tinted Awning Style S S S

DRIVER'S AREA CONVENIENCES **MB** **FTB** **RTB**

Air Conditioning – Chassis S S S

Cruise Control and Tilt/Telescopic Steering Wheel S S S

DS & PS Exterior Courtesy Light S S S

Mirrors – Heated Remote Exterior w/ Convex S S S

Mirror – On Passenger Side Sun Visor S S S

Mirror – Rear View w/ Back-up Monitor S S S

Power Windows and Door Locks w/ Keyless Entry S S S

Radio – Ford SYNC® with MyFordTouch – AM/FM/Navigation/ Bluetooth/Voice Navigation w/ Android Auto™ & Apple CarPlay™ S S S

Removable Carpeted Floor Mat w/ Rubber Backing S S S

Seats – Ultraleather™ w/ PS Swivel Base S S S

ELECTRICAL **MB** **FTB** **RTB**

Battery – 6V Dual Coach Batteries – – S

Battery – 12V Dual Coach Batteries S S –

Converter – Power c/w Battery Charger S S S

GFI Receptacle – 110V – Patio, Galley, Lavatory S S S

Inverter – 1000W Pure Sine c/w Battery Charger S S S

Multiplex Wiring Control System – – S

Switch – 12V Battery Disconnect – Manual S S S

ENTERTAINMENT **MB** **FTB** **RTB**

Home Entertainment – Blu-ray Player with Bluetooth Sound Bar S S S

Satellite Dish – Pre Wire S S S

TV – 28" Smart in Living Area S S S

TV – 24" Smart in Bedroom – – S

USB Outlets – Select Locations S S S

Wi-Fi Extender – Winegard Connect 2.0 Wi-Fi + 4G LTE + Integrated TV Antenna S S S

EXTERIOR **MB** **FTB** **RTB**

Assist Handle – Lit S S S

Baggage Doors – Fiberglass with Top Continuous Hinge c/w Latches and Gas Struts S S S

Entry Door – Contoured w/ Screen Door & Window S S S

Entry Step – Retractable Power S S S

Large Rear Storage Compartment S S –

Paint – Full Body w/ Clear Coat w/ Color Matched Front Bumper Available in 7 Colour Options S S S

Pass-Through Storage Compartment c/w/ Bicycle/Cargo Slide – – S

Patio Light – LED w/ Interior Wall Switch S S S

Water Pump Switch in Utility Center S S S

FURNITURE **MB** **FTB** **RTB**

Bed – 60" x 80" Murphy Bed w/ Backrests S – –

Bed – Two 32" x 76" Twin Beds or 64" x 76" Queen Bed – S S

Integrated Flexible Fabric Seating/Dining Arrangements S S S

GALLEY **MB** **FTB** **RTB**

Accessory Channel w/ Hooks S S S

Backsplash – Stainless Steel S S S

Cooktop – LP – Euro. Flush Mount w/ Glass Cover S S S

Countertop – Flip-Down Extension – – S

Countertop – Glacier White Corian® Solid Surface S S S

Garbage Can – In Lower Cabinet S S S

Refrigerator – 2-Door, 3-way, 6.7 ft³ Fridge/Freezer, Stainless Steel Look Door S S S

Sink – Large Undermount Stainless Steel Sink with Cover S S S

Stainless Steel Convection Microwave S S S

HEATING, VENTILATING & AC **MB** **FTB** **RTB**

AC – Low Profile 15,000 BTU w/ Heat Pump S S S

Fan – Non Reversible Thermal Controlled in Galley S S S

Furnace – 16,000 BTU Furnace S S S

INTERIOR **MB** **FTB** **RTB**

Assist Handle – Ultraleather™ Wrapped with Light S S S

Cabinetry – Natural Rift c/w Fenix NTM® Matte Accent Doors w/ Soft Close Hinges S S S

Ceiling – Padded Vinyl Headliner S S S

Drawers – Full Extension Ball Bearing Tracks w/ Soft Close S S S

Flooring – Tile Look Vinyl S S S

Lighting – Dimmable LED Lighting w/LED Under Cabinet and Accent Lights S S S

Shades – Roller Blind S S S

Skylight – Opening Skylight w/ Screen and Privacy Shade S S S

LAVATORY **MB** **FTB** **RTB**

Fan – Power Bath Vent S S S

Medicine Cabinet / Large Storage S S S

Shower – c/w Door, Grab Handle, Integrated Storage & Skylight S S S

Sink – Stainless Steel S S S

Toilet – Ceramic – Foot Flush with Sprayer S S –

Toilet – Ceramic – Macerator – – S

Water Pump Switch on Vanity S S S

PLUMBING & LP SYSTEMS **MB** **FTB** **RTB**

Black Tank Flush S S S

Exterior Shower S S S

Monitor Panel – Tank, LP, and Battery Levels S S S

Pick Up Kit – Antifreeze S S S

Quick Connect BBQ LP Outlet S S S

Shower Water Shut-Off Valve S S S

Water Heater – Truma AquaGo Comfort Plus S S S

VEHICULAR **MB** **FTB** **RTB**

2-Year Roadside Assistance S S S

Powder Coated Steel & Aluminum Undercarriage Support Structure S S S

Undercoating S S S

OPTIONAL FEATURES **MB** **FTB** **RTB**

Exterior Ladder O O O

Exterior Table O O O

Dinette – Ultraleather™ Upgrade O – –

Fan Upgrade – w/ Rain Sensor in Galley & Lavatory O O O

Generator – 3.6 KW Onan LP O O O

Macerator – Termination w/ Manual Disconnect O O O

Ottoman – Folding (1) O – –

Remote Keyless Entry – Coach Entry Door O O O

Satellite Dish – Winegard Road Trip T4 (DirectSD, DishHD, BellHD) O O O

Solar Panel – 200W O O O

Solar Panel – 400W O O O

Surge Protector O O O

| AWNING PACKAGES | MB | FTB | RTB |
|--|-----------|------------|------------|
| Power Patio Box Awning w/ Integrated LED Lights | S | S | S |
| CERTIFICATION | MB | FTB | RTB |
| Canadian Certification – Mandatory for Canada | O | O | O |
| RVIA Certification | S | S | S |
| CHASSIS & SUSPENSION | MB | FTB | RTB |
| Alternator – 210A | S | S | S |
| Chassis – Ford Transit 350 Cab w/ 3.2L I-5 Power Stroke Turbo Diesel 185 hp/350 ft-lb w/ 6 Speed Auto Trans. | S | S | S |
| Chrome Grill w/ Halogen Headlamps | S | S | S |
| Concealed Fuel Filler | S | S | S |
| Dual Rear Wheels | S | S | S |
| Ford Alloy Wheels (4) | S | S | S |
| Lane Keeping Assist w/ Driver Alert | S | S | S |
| Rear Hitch Receiver w/wiring – 300 / 3000 lb (Brake/Turn/ Tail Lights) | S | S | – |
| CONSTRUCTION | MB | FTB | RTB |
| Floor – Aluminum Framed Vacuum Bonded Insulated | S | S | S |
| Roof – Domed Vacuum Bonded Aluminum Framed Insulated FRP Flexroof | S | S | S |
| Sidewalls – Contoured Vacuum Bonded Aluminum Framed Insulated with Gel Coat Fiberglass | S | S | S |
| Windows – Frameless Tinted Awning Style | S | S | S |
| DRIVER'S AREA CONVENIENCES | MB | FTB | RTB |
| Air Conditioning – Chassis | S | S | S |
| Cruise Control and Tilt/Telescopic Steering Wheel | S | S | S |
| DS & PS Exterior Courtesy Light | S | S | S |
| Mirrors – Heated Remote Exterior w/ Convex | S | S | S |
| Mirror – On Passenger Side Sun Visor | S | S | S |
| Mirror – Rear View w/ Back-up Monitor | S | S | S |
| Power Windows and Door Locks w/ Keyless Entry | S | S | S |
| Radio – Ford SYNC® with MyFordTouch – AM/FM/Navigation/ Bluetooth/Voice Navigation w/ Android Auto™ & Apple CarPlay™ | S | S | S |
| Removable Carpeted Floor Mat w/ Rubber Backing | S | S | S |
| Seats – Ultraleather™ w/ PS Swivel Base | S | S | S |
| ELECTRICAL | MB | FTB | RTB |
| Battery – 6V Dual Coach Batteries | – | – | S |
| Battery – 12V Dual Coach Batteries | S | S | – |
| Converter – Power c/w Battery Charger | S | S | S |
| GFI Receptacle – 110V – Patio, Galley, Lavatory | S | S | S |
| Inverter – 1000W Pure Sine c/w Battery Charger | S | S | S |
| Multiplex Wiring Control System | – | – | S |
| Switch – 12V Battery Disconnect – Manual | S | S | S |

| ENTERTAINMENT | MB | FTB | RTB |
|---|-----------|------------|------------|
| Home Entertainment – Blu-ray Player with Bluetooth Sound Bar | S | S | S |
| Satellite Dish – Pre Wire | S | S | S |
| TV – 28" Smart in Living Area | S | S | S |
| TV – 24" Smart in Bedroom | – | – | S |
| USB Outlets – Select Locations | S | S | S |
| Wi-Fi Extender – Winegard ConnecT 2.0 Wi-Fi + 4G LTE + Integrated TV Antenna | S | S | S |
| EXTERIOR | MB | FTB | RTB |
| Assist Handle – Lit | S | S | S |
| Baggage Doors – Fiberglass with Top Continuous Hinge c/w Latches and Gas Struts | S | S | S |
| Entry Door – Contoured w/ Screen Door & Window | S | S | S |
| Entry Step – Retractable Power | S | S | S |
| Large Rear Storage Compartment | S | S | – |
| Paint – Full Body w/ Clear Coat w/ Color Matched Front Bumper Available in 7 Colour Options | S | S | S |
| Pass-Through Storage Compartment c/w/ Bicycle/Cargo Slide | – | – | S |
| Patio Light – LED w/ Interior Wall Switch | S | S | S |
| Water Pump Switch in Utility Center | S | S | S |
| FURNITURE | MB | FTB | RTB |
| Bed – 60" x 80" Murphy Bed w/ Backrests | S | – | – |
| Bed – Two 32" x 76" Twin Beds or 64" x 76" Queen Bed | – | S | S |
| Integrated Flexible Fabric Seating/Dining Arrangements | S | S | S |
| GALLEY | MB | FTB | RTB |
| Accessory Channel w/ Hooks | S | S | S |
| Backsplash – Stainless Steel | S | S | S |
| Cooktop – LP – Euro. Flush Mount w/ Glass Cover | S | S | S |
| Countertop – Flip-Down Extension | – | – | S |
| Countertop – Glacier White Corian® Solid Surface | S | S | S |
| Garbage Can – In Lower Cabinet | S | S | S |
| Refrigerator – 2-Door, 3-way, 6.7 ft³ Fridge/Freezer, Stainless Steel Look Door | S | S | S |
| Sink – Large Undermount Stainless Steel Sink with Cover | S | S | S |
| Stainless Steel Convection Microwave | S | S | S |
| HEATING, VENTILATING & AC | MB | FTB | RTB |
| AC – Low Profile 15,000 BTU w/ Heat Pump | S | S | S |
| Fan – Non Reversible Thermal Controlled in Galley | S | S | S |
| Furnace – 16,000 BTU Furnace | S | S | S |

| INTERIOR | MB | FTB | RTB |
|---|-----------|------------|------------|
| Assist Handle – Ultraleather™ Wrapped with Light | S | S | S |
| Cabinetry – Natural Rift c/w Fenix NTM® Matte Accent Doors w/ Soft Close Hinges | S | S | S |
| Ceiling – Padded Vinyl Headliner | S | S | S |
| Drawers – Full Extension Ball Bearing Tracks w/ Soft Close | S | S | S |
| Flooring – Tile Look Vinyl | S | S | S |
| Lighting – Dimmable LED Lighting w/LED Under Cabinet and Accent Lights | S | S | S |
| Shades – Roller Blind | S | S | S |
| Skylight – Opening Skylight w/ Screen and Privacy Shade | S | S | S |
| LAVATORY | MB | FTB | RTB |
| Fan – Power Bath Vent | S | S | S |
| Medicine Cabinet / Large Storage | S | S | S |
| Shower – c/w Door, Grab Handle, Integrated Storage & Skylight | S | S | S |
| Sink – Stainless Steel | S | S | S |
| Toilet – Ceramic – Foot Flush with Sprayer | S | S | – |
| Toilet – Ceramic – Macerator | – | – | S |
| Water Pump Switch on Vanity | S | S | S |
| PLUMBING & LP SYSTEMS | MB | FTB | RTB |
| Black Tank Flush | S | S | S |
| Exterior Shower | S | S | S |
| Monitor Panel – Tank, LP, and Battery Levels | S | S | S |
| Pick Up Kit – Antifreeze | S | S | S |
| Quick Connect BBQ LP Outlet | S | S | S |
| Shower Water Shut-Off Valve | S | S | S |
| Water Heater – Truma AquaGo Comfort Plus | S | S | S |
| VEHICULAR | MB | FTB | RTB |
| 2-Year Roadside Assistance | S | S | S |
| Powder Coated Steel & Aluminum Undercarriage Support Structure | S | S | S |
| Undercoating | S | S | S |
| OPTIONAL FEATURES | MB | FTB | RTB |
| Exterior Ladder | O | O | O |
| Exterior Table | O | O | O |
| Dinette – Ultraleather™ Upgrade | O | – | – |
| Fan Upgrade – w/ Rain Sensor in Galley & Lavatory | O | O | O |
| Generator – 3.6 KW Onan LP | O | O | O |
| Macerator – Termination w/ Manual Disconnect | O | O | O |
| Ottoman – Folding (1) | O | – | – |
| Remote Keyless Entry – Coach Entry Door | O | O | O |
| Satellite Dish – Winegard Road Trip T4 (DirectSD, DishHD, BellHD) | O | O | O |
| Solar Panel – 200W | O | O | O |
| Solar Panel – 400W | O | O | O |
| Surge Protector | O | O | O |



Bordeaux



Champagne



Denim



Euro Sport



Graphite



Silver



White Suede



MYLTV

MyLTV is the online home for Leisure Travel Vans owners. Within your customized MyLTV dashboard you can learn more about your RV, join a Travelers Club, connect with other owners, earn rewards, view upcoming events and more! Visit leisurevans.com/myltv to sign up.



ROADSIDE ASSISTANCE

Every new Leisure Travel Van purchase includes a two-year fully paid roadside assistance, emergency road service, and special warranty support benefits that follow you throughout Canada and the USA. Services include: flat tire changes, towing, mobile mechanic, RV technical support, lock-out service, fuel delivery, jump-starts, service appointments and more.



TWO-YEAR LIMITED WARRANTY

Leisure Travel Vans is proud to offer a two-year (24,000 miles/40,000 km) limited coach warranty and a three-year limited warranty on structure. Please see your dealer for further details.

SPECIFICATIONS

| | W24MB | W24FTB | W24RTB |
|--|--------------------|--------------------|--------------------|
| GVWR – lbs. (kg) | 10,360 (4699) | 10,360 (4699) | 10,360 (4699) |
| Wheelbase – in. (mm) | 178" (4521) | 178" (4521) | 178" (4521) |
| Length – ft (mm) | 24'9" (7544) | 24'9" (7544) | 24'9" (7544) |
| Width – ft (mm) | 7'10.5" (2400) | 7'10.5" (2400) | 7'10.5" (2400) |
| Height Including A/C – ft (mm) | 9'11.5" (3035) | 9'11.5" (3035) | 9'11.5" (3035) |
| Interior Height – ft (mm) | 6'5" (1958) | 6'5" (1958) | 6'5" (1958) |
| * Fresh Water Capacity – Gal. (L) | 34 (129) | 34 (129) | 30 (114) |
| Black Holding Tank Capacity – Gal. (L) | 37 (140) | 28 (106) | 28 (106) |
| Grey Holding Tank Capacity – Gal. (L) | 28 (106) | 37 (140) | 28 (106) |
| Fuel Capacity – Gal. (L) | 25 (95) | 25 (95) | 25 (95) |
| Propane Capacity – Gal. (L) | 13.2 (50) | 13.2 (50) | 13.2 (50) |
| Exterior Storage Capacity | 38 ft ³ | 48 ft ³ | 67 ft ³ |

* Add 6 gallons for standard hot water heater. All capacities in U.S. Gallons. Feature list may not be complete. Please visit leisurevans.com for a comprehensive list of standard & optional equipment.



Bordeaux



Champagne



Denim



Euro Sport



Graphite



Silver



White Suede



MYLTV

MyLTV is the online home for Leisure Travel Vans owners. Within your customized MyLTV dashboard you can learn more about your RV, join a Travelers Club, connect with other owners, earn rewards, view upcoming events and more! Visit leisurevans.com/mylrv to sign up.



ROADSIDE ASSISTANCE

Every new Leisure Travel Van purchase includes a two-year fully paid roadside assistance, emergency road service, and special warranty support benefits that follow you throughout Canada and the USA. Services include: flat tire changes, towing, mobile mechanic, RV technical support, lock-out service, fuel delivery, jump-starts, service appointments and more.



TWO-YEAR LIMITED WARRANTY

Leisure Travel Vans is proud to offer a two-year (24,000 miles/40,000 km) limited coach warranty and a three-year limited warranty on structure. Please see your dealer for further details.

| SPECIFICATIONS | W24MB | W24FTB | W24RTB |
|--|--------------------|--------------------|--------------------|
| GVWR – lbs. (kg) | 10,360 (4699) | 10,360 (4699) | 10,360 (4699) |
| Wheelbase – in. (mm) | 178" (4521) | 178" (4521) | 178" (4521) |
| Length – ft (mm) | 24'9" (7544) | 24'9" (7544) | 24'9" (7544) |
| Width – ft (mm) | 7'10.5" (2400) | 7'10.5" (2400) | 7'10.5" (2400) |
| Height Including A/C – ft (mm) | 9'11.5" (3035) | 9'11.5" (3035) | 9'11.5" (3035) |
| Interior Height – ft (mm) | 6'5" (1958) | 6'5" (1958) | 6'5" (1958) |
| * Fresh Water Capacity – Gal. (L) | 34 (129) | 34 (129) | 30 (114) |
| Black Holding Tank Capacity – Gal. (L) | 37 (140) | 28 (106) | 28 (106) |
| Grey Holding Tank Capacity – Gal. (L) | 28 (106) | 37 (140) | 28 (106) |
| Fuel Capacity – Gal. (L) | 25 (95) | 25 (95) | 25 (95) |
| Propane Capacity – Gal. (L) | 13.2 (50) | 13.2 (50) | 13.2 (50) |
| Exterior Storage Capacity | 38 ft ³ | 48 ft ³ | 67 ft ³ |

* Add 6 gallons for standard hot water heater. All capacities in U.S. Gallons. Feature list may not be complete. Please visit leisurevans.com for a comprehensive list of standard & optional equipment.