

TRAVEL TRAILERS
FIFTH WHEELS
DESTINATION TRAILERS

CHEROKEE

RUN WITH THE PACK.



CHEROKEE



CHEROKEE

WHEN THE OPEN ROAD BECKONS AND THE
WANDERLUST STIRS, CHEROKEE, BY FOREST
RIVER, WILL HELP YOU ANSWER THE CALL.

Cherokee travel trailers and fifth wheels are built to give you better comfort, style and value, so you can enjoy your travels to the fullest. Our destination trailers are a luxurious end-of-the-journey in themselves – all available for you.





234DC

SHOWN IN GLACIER


The Cherokee 234DC continues the tradition of practical excellence. The u-shaped dinette seats plenty while the optional outdoor kitchen expands your options if you prefer eating outside near the fire. The solid door entry to the master bedroom gives an added sense of privacy when sleeping on the queen sized bed. It's a perfect couple's coach with the option to host guests.



274BRB

SHOWN IN GLACIER

The larger camping family will love the 274BRB. The outside kitchen, front and rear entry doors, walk-in pantry and u-shaped dinette makes camping practical and easy. And when it's time to sleep, everyone has their spot. The private bedroom up front is perfect for the parents while your kids sleep on the double-size bunks in the back of this unit.





274RK

SHOWN IN GLACIER

Couples will enjoy this 274RK with its rear kitchen, master suite and living area. And when you have guests or family going with you on a special trip the dinette folds down into additional sleeping space. Thankfully the bathroom can be accessed separately from the master bedroom, so as not to disturb those sleeping in.





306MM

SHOWN IN GLACIER

After a long day playing hard outside, come in to the 306MM and relax in the large front living room. Watch the video highlights from your adventures on the large entertainment center. There's plenty of seating for you and guests! Features like the optional washer and dryer, walk-in pantry, and outside kitchen makes camping feel like home.





TRAVEL TRAILERS

	234DC	264DBH	264RL	274BRB
DRY HITCH WEIGHT (LBS.)	645-LBS	884-LBS.	800-LBS.	720-LBS.
UNLOADED VEHICLE WEIGHT (LBS.)	5788-LBS	6760-LBS.	6308-LBS.	6383-LBS.
AXLE WEIGHT (LBS.)	5105-LBS	5838-LBS.	5508-LBS.	5625-LBS.
SHIP WEIGHT (LBS.)	5750-LBS	6722-LBS	6270-LBS.	6345-LBS.
CARGO CARRYING CAPACITY (LBS.)	1857-LBS	1725-LBS.	3677-LBS.	3602-LBS.
EXTERIOR LENGTH	28'-7"	33'-0"	32'-5"	32'-5"
EXTERIOR HEIGHT W/ AC	11'-1"	11'-1"	11'-1"	11'-1"
EXTERIOR WIDTH	97"	97"	97"	97"
GREY CAPACITY (GAL)	38-GAL	38-GAL	38-GAL	38-GAL
BLACK CAPACITY (GAL)	28-GAL	28-GAL	38-GAL	28-GAL
FRESH CAPACITY (GAL)	46 GAL	46 GAL	46 GAL	46 GAL

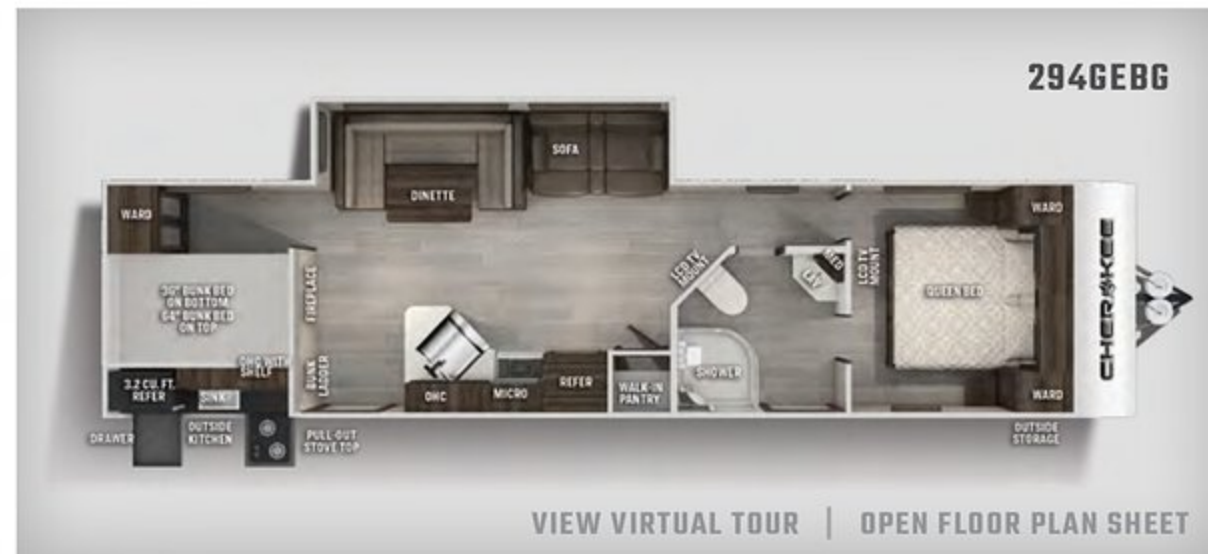


274RK SHOWN



TRAVEL TRAILERS

	274DBH	T274RK	274VFK	274WK
DRY HITCH WEIGHT (LBS.)	732-LBS.	860-LBS.	985-LBS.	895-LBS.
UNLOADED VEHICLE WEIGHT (LBS.)	6243-LBS.	6742-LBS.	7047-LBS.	7143-LBS.
AXLE WEIGHT (LBS.)	5473-LBS.	5882-LBS.	6024-LBS.	6210-LBS.
SHIP WEIGHT (LBS.)	6202-LBS.	6704-LBS.	7009-LBS.	7105-LBS.
CARGO CARRYING CAPACITY (LBS.)	1489-LBS.	3238-LBS.	2938-LBS.	2842-LBS.
EXTERIOR LENGTH	31'-8"	33'-7"	33'-7"	33'-0"
EXTERIOR HEIGHT W/ AC	11'-1"	11'-1"	11'-1"	11'-1"
EXTERIOR WIDTH	97"	97"	97"	97"
GREY CAPACITY (GAL)	38-GAL	38-GAL	38-GAL	38-GAL
BLACK CAPACITY (GAL)	28-GAL	38-GAL	38-GAL	38-GAL
FRESH CAPACITY (GAL)	46 GAL	46 GAL	46 GAL	46 GAL

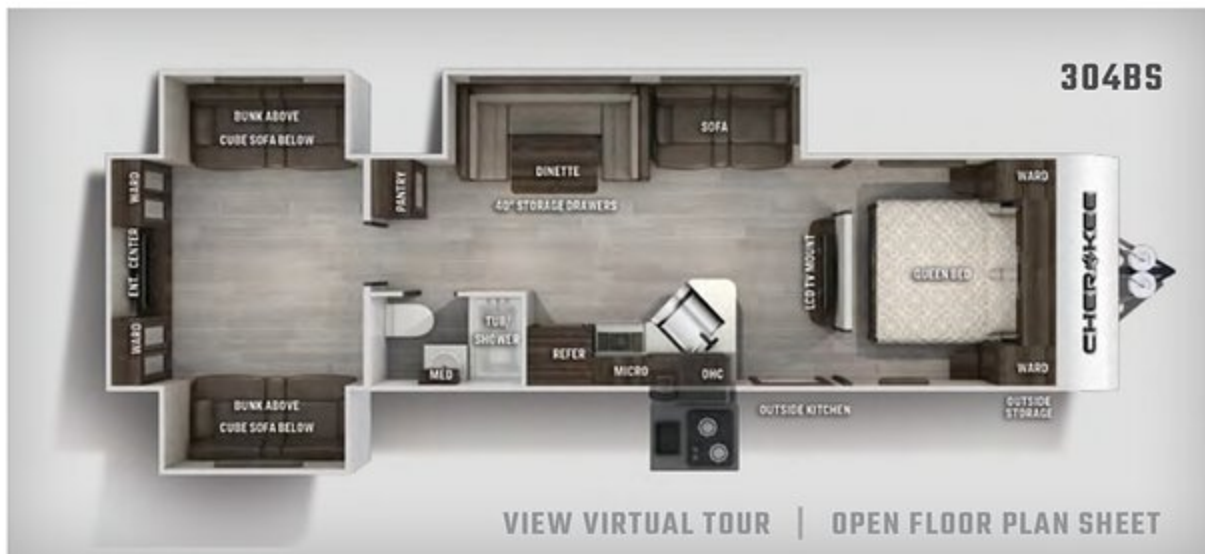


TRAVEL TRAILERS

	284DBH	294BH	294DBH	294GEBG
DRY HITCH WEIGHT (LBS.)	997-LBS.	953-LBS.	800-LBS.	805-LBS.
UNLOADED VEHICLE WEIGHT (LBS.)	7123-LBS.	7929-LBS.	7133-LBS.	6948-LBS.
AXLE WEIGHT (LBS.)	6088-LBS.	6938-LBS.	6295-LBS.	6105-LBS.
SHIP WEIGHT (LBS.)	7085-LBS.	7891-LBS.	7095-LBS.	6910-LBS.
CARGO CARRYING CAPACITY (LBS.)	2862-LBS.	2056-LBS.	2852-LBS.	4057-LBS.
EXTERIOR LENGTH	34'-8"	35'-11"	36'-0"	36'-6"
EXTERIOR HEIGHT W/ AC	11'-1"	11'-1"	11'-1"	11'-1"
EXTERIOR WIDTH	97"	97"	97"	97"
GREY CAPACITY (GAL)	38-GAL	38-GAL	38-GAL	38-GAL
BLACK CAPACITY (GAL)	38-GAL	38-GAL	38-GAL	38-GAL
FRESH CAPACITY (GAL)	46 GAL	46 GAL	46 GAL	46 GAL




VIEW VIRTUAL TOUR | OPEN FLOOR PLAN SHEET



VIEW VIRTUAL TOUR | OPEN FLOOR PLAN SHEET



VIEW VIRTUAL TOUR | OPEN FLOOR PLAN SHEET



VIEW VIRTUAL TOUR | OPEN FLOOR PLAN SHEET

TRAVEL TRAILERS

	304BH	304BS	306MM	324TS
DRY HITCH WEIGHT (LBS.)	1015-LBS.	900-LBS.	900-LBS.	1165-LBS.
UNLOADED VEHICLE WEIGHT (LBS.)	8688-LBS.	7914-LBS.	8578-LBS.	8603-LBS.
AXLE WEIGHT (LBS.)	7635-LBS.	6976-LBS.	7640-LBS.	7400-LBS.
SHIP WEIGHT (LBS.)	8650-LBS.	7876-LBS.	8540-LBS.	8565-LBS.
CARGO CARRYING CAPACITY (LBS.)	2527-LBS.	3186-LBS.	2522-LBS.	2762-LBS.
EXTERIOR LENGTH	37'-1"	35'-9"	39'-11"	40'-3"
EXTERIOR HEIGHT W/ AC	11'-1"	11'-1"	11'-1"	11'-1"
EXTERIOR WIDTH	97"	97"	97"	97"
GREY CAPACITY (GAL)	38-GAL	38-GAL	38-GAL	38-GAL
BLACK CAPACITY (GAL)	38-GAL	38-GAL	38-GAL	38-GAL
FRESH CAPACITY (GAL)	46 GAL	46 GAL	46 GAL	46 GAL



39CA

SHOWN IN GLACIER

The spacious 39CA is a wonderful home away from home for extended camping. The floor plan boasts two full bathroom, two bedrooms and a loft with Teddy Bear® sleeping mats. With so many people able to sleep and enjoy the trailer the 18 cu. ft. refrigerator and walk-in pantry has more than enough room to feed the guests and grand kids. This model has everything you need for your next adventure!




39DL

SHOWN IN GLACIER

The 39DL floor plan is carefully thought-out to maximize the function and flow of the trailer. The rear living room is situated with two chairs and a 58" sofa with a large entertainment center and fireplace. The island kitchen with 18 cu. ft. refrigerator and two large walk-in pantries makes food prep feel just like home. The private bedroom and loft area gives parents and kids their own space to wind down for the night.







39SR

VIEW VIRTUAL TOUR | OPEN FLOOR PLAN SHEET

DESTINATION MODELS

	39CA	39DL	39SR
DRY HITCH WEIGHT (LBS.)	1230-LBS.	1095-LBS.	1650-LBS.
UNLOADED VEHICLE WEIGHT (LBS.)	10523-LBS.	10788-LBS.	11361-LBS.
AXLE WEIGHT (LBS.)	9255-LBS.	9645-LBS.	9673-LBS.
SHIP WEIGHT (LBS.)	10485-LBS.	10740-LBS.	11323-LBS.
CARGO CARRYING CAPACITY (LBS.)	2707-LBS.	2317-LBS.	2289-LBS.
EXTERIOR LENGTH	42'-2"	42'-6"	42'-9"
EXTERIOR HEIGHT W/ AC	13'-4"	13'-4"	13'-4"
EXTERIOR WIDTH	97"	97"	97"
GREY CAPACITY (GAL)	76-GAL	38-GAL	38-GAL
BLACK CAPACITY (GAL)	66-GAL	38-GAL	38-GAL
FRESH CAPACITY (GAL)	46 GAL	46 GAL	46 GAL



39CA SHOWN




255RR

SHOWN IN GLACIER

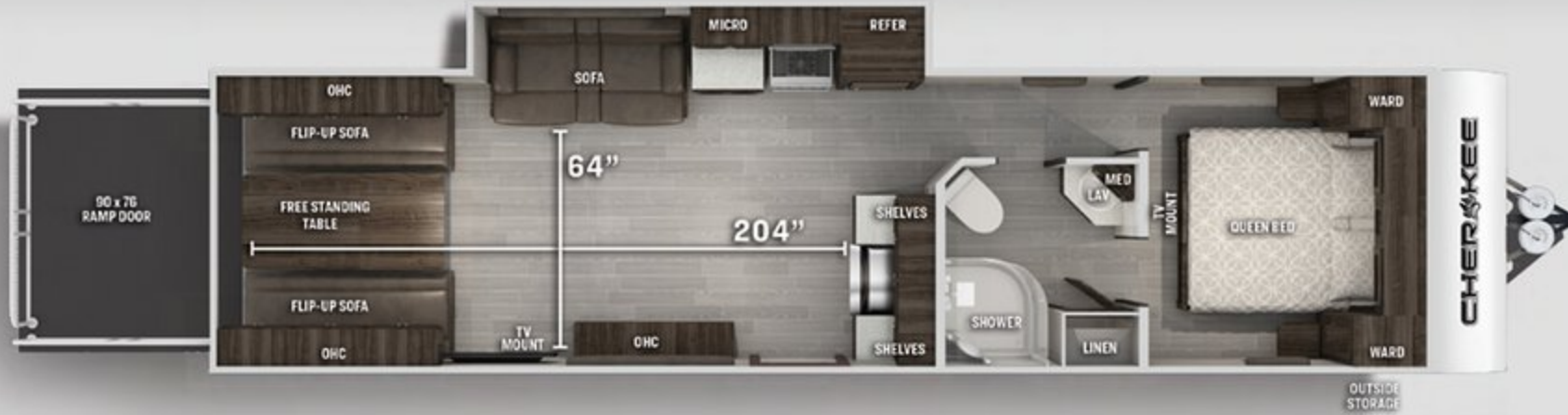
Get ready to let the fun continue all weekend long with the 255RR toy hauler! While you travel, there is plenty of room for a few dirt bikes, a four wheeler, or an ATV. Unload your off-road toys and you can set up the flip-up sofas and free-standing table for a nice area to sit, visit, and dine. The exterior pass through storage has plenty of room for chairs and outdoor games. At night, you can retreat to the master suite where you will find a queen bed with wardrobes on either side and overhead cabinets, plus an entrance into the dual-entry bath!







TRAVEL TRAILER 294RR



[VIEW VIRTUAL TOUR](#) | [OPEN FLOOR PLAN SHEET](#)

FIFTH WHEEL 255RR



[VIEW VIRTUAL TOUR](#) | [OPEN FLOOR PLAN SHEET](#)

REAR RAMP MODELS

	294RR	255RR
DRY HITCH WEIGHT (LBS.)	1180-LBS.	1415-LBS.
UNLOADED VEHICLE WEIGHT (LBS.)	6879-LBS.	6844-LBS.
AXLE WEIGHT (LBS.)	5661-LBS.	5391-LBS.
SHIP WEIGHT (LBS.)	6841-LBS.	6806-LBS.
CARGO CARRYING CAPACITY (LBS.)	4501-LBS.	4771-LBS.
EXTERIOR LENGTH	35'-7"	31'-1"
EXTERIOR HEIGHT W/ AC	11'-1"	13'-5"
EXTERIOR WIDTH	97"	97"
GREY CAPACITY (GAL)	38-GAL	38-GAL
BLACK CAPACITY (GAL)	38-GAL	38-GAL
FRESH CAPACITY (GAL)	46 GAL	46 GAL



LIMITED PACKAGE

*Optional package. Not all items available on all models. See participating dealers for details.



Super Kitchen with 10 Cu Ft Vibrationsmart DC Refrigerator and Chef Select Black Stainless Steel Kitchen Suite Package



Fireplace (not available on all models)



Cherokee Total Control App & Remote Control System



Upgraded Sofa with Bolster Arm Rests



Full Hybrid Tub with Shower Surround



Matte Black Heavy Duty Spring Assisted Kitchen Faucet Sprayer



Residential Farm Style Black Stainless Steel Sink



Upgraded Designer Backsplash

LIMITED PACKAGE

*Optional package. Not all items available on all models. See participating dealers for details.




Premium Wheel Package



Tire Pressure Monitors



Cherokee Stable Step



External LED Strip Lighting



External Porch Scare Light



USB Charging Stations
(Beds, Bunks, Tables where applicable)



Safety Slam Friction Hinge Entrance Door



Kitchen Skylight W/ Shade (N/A on FW)



LED Interior Lights



LED Strip Lighting
(not available on all models)



Ramp Door Patio System (Available on Toyhauler Models Only)



Light Filtering Sheer Shading
Premium Black Out Zebra Blinds



Premium Teddy Bear Bunk Mats



Premium Bedding Ensemble and Comforter

BASECAMP PACKAGE


*Optional package. Not all items available on all models. See participating dealers for details.



Back Up Camera Ready



Outside Shower with Hot and Cold Water



Enclosed Tanks



Power Awning with Blue Led Strip Lighting



Large Exterior Folding Assist Grab Handle



Black Tank Waste Flush Out Kit



Flip Down Travel Rack (not available on all models)



Power Tongue Jack(not available on all models)



RVQ Quick Connect



Solar Prep and Wiring



Outside TV Bracket and Hook Ups

CAMPFIRE PACKAGE

*Optional package. Not all items available on all models. See participating dealers for details.



40" Dinette Drawers x 2 (not available on all models)



Sink Cover



6 Gallon Gas/Electric DSI Water Heater



Solid Bedroom Doors (not available on all models)



HDMI Entertainment System



Skylight over Shower



Oven w/ Light



Cabinets in Bedroom (not available on all models)



High Output Attic Fan in Bathroom



Roof Mounted Ducted Air Conditioner

CHEROKEE

TRAVEL TRAILERS, FIFTH WHEELS,
DESTINATION TRAILERS

CUSTOMER SATISFACTION



www.ForestRiverBuyLocal.com



PRE-DELIVERY INSPECTION FACILITY

20,000 square feet of quality assurance. The bare essentials for a premium product. This state-of-the-art facility gives immediate daily feedback to production for quality assurance in every unit built.



Learn More
Scan this barcode using a QR Reader on your smart phone to learn more about Forest River.



A Berkshire Hathaway company.



FREE MEMBERSHIP
to Forest River Owners' Group



www.forestriverfrog.com

WWW.FORESTRIVERINC.COM

YOUR CHEROKEE DEALER

All information contained in this brochure is believed to be accurate at the time of publication. However, during the model year, it may be necessary to make revisions and Forest River, Inc., reserves the right to make all such changes without notice, including prices, colors, materials, equipment and specifications as well as the addition of new models and the discontinuance of models shown in this brochure. Therefore, please consult with your Forest River, Inc., dealer and confirm the existence of any materials, design or specifications that are material to your purchase decision. Litho. U.S.A. FOR 1640 W: 2019.04.15

24/7 EMERGENCY ROADSIDE ASSISTANCE WITH VEHICLE PURCHASE*

TOWING
JUMP-STARTS
TIRE CHANGES
FLUID DELIVERY
LOCKOUT
SERVICE

WINCH-OUT
MOBILE MECHANIC
TECHNICAL
SUPPORT
DEALER LOCATOR
SERVICES



*VALID FOR 1 YEAR FROM DATE OF PURCHASE

Specification Definitions

GVWR (Gross Vehicle Weight Rating) - is the maximum permissible weight of the unit when fully loaded. It includes all weights, inclusive of all fluids, cargo, optional equipment and accessories. For safety and product performance do NOT exceed the GVWR.

GAWR (Gross Axle Weight Rating) - is the maximum permissible weight, including cargo, fluids, optional equipment and accessories that can be safely supported by a combination of all axles.

UVW (Unloaded Vehicle Weight)* - is the typical weight of the unit as manufactured at the factory. It includes all weight at the unit's axle(s) and tongue or pin and LP Gas. The UVW does not include cargo, fresh potable water, additional optional equipment or dealer installed accessories.

*Estimated average based on standard build optional equipment.

CCC (Cargo Carrying Capacity)** - is the amount of weight available for fresh potable water, cargo, additional optional equipment and accessories. CCC is equal to GVWR minus UVW. Available CCC should accommodate fresh potable water

(8.3 lbs per gallon). Before filling the fresh water tank, empty the black and gray tanks to provide for more cargo capacity.

** Estimated average based on standard build optional equipment

Each Forest River RV is weighed at the manufacturing facility prior to shipping. A label identifying the unloaded vehicle weight of the actual unit and the cargo carrying capacity is applied to every Forest River RV prior to leaving our facilities.

The load capacity of your unit is designated by weight, not by volume, so you cannot necessarily use all available space when loading your unit.