



# HIGHLANDER

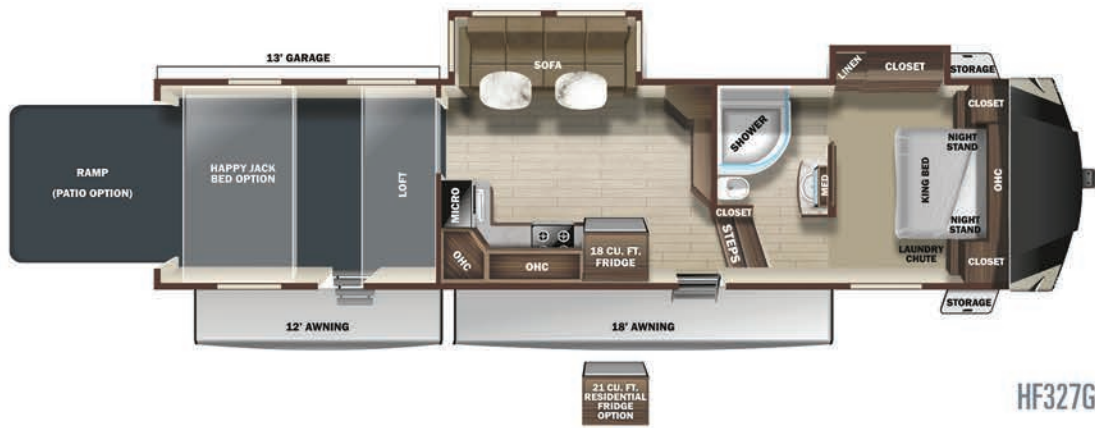


**Highland**  
RIDGE RV

*Own the Outdoors*

**TOY HAULER FIFTH WHEELS**

FLOORPLANS



HF327G



HF350H



HF383H



HF387H



## FEATURES

## STANDARDS

## OPTIONS

- » 100" Wide Body Frame
- » Wardrobe & Linen Closet
- » Entrance to Main Bathroom from Bedroom
- » 76" X 28" Entrance Door with Euro Latch & Screen Shot Screen Door
- » 84" Slide-Out Ceiling Height
- » ACCU-SLIDE™ Slide System (42" Deep with 4-Corner Compression)
- » Insulated Garage Floor
- » Dexter Axles with Wet Bolts
- » Stainless Steel Appliances
- » 15K A/C Quiet Residential Return Air – Main Living
- » 13.5K A/C Quiet Residential Return Air – Bedroom
- » 18 cu. ft. Refrigerator
- » Washer/Dryer Prep
- » Generator Prep
- » Sliding King Bed
- » Loft with 38" x 74" Mattress
- » Large Freestanding Range & Oven
- » Power Awning with LED Light, FLX Guard, Speakers, & Bluetooth Control
- » 6 Point Auto Leveling with JT Strong Arm Stabilizers
- » Heat & Massage In End Recliner Sectional
- » 30 Gallon Fuel Tank with Fuel Dispenser
- » Patented Flush Floor Slides with Vinyl Flooring (No Carpet)
- » PVC Roof Material (15 Year Warranty / Non-Prorated)
- » Keyed-Alike™ Entry & Baggage Doors
- » Night Roller Shades
- » Wi-Fi Ready
- » Roof Mounted Solar Prep
- » Main Entrance Solid Swing Down Step
- » Motion Detector Lights in Bedroom & Hallway
- » RidgeLINK™ - Bluetooth Control of Slides, Awnings, Lighting, Auto-Levelers & Power Stabilizer Jacks
- » Pet Friendly
- » Pet Bed Mat

- » Garage A/C - 13.5K Non-Ducted
- » Dual Pane Windows
- » Generator Gas - Onan 5.5 KW
- » Happi-Jack Bed Lift with Pass-Through Dinette
- » Patio Ramp with Railings and Manual Awning
- » 21 cu. ft. Residential Refrigerator

## SPECIFICATIONS

	HF327G	HF350H	HF383H	HF387H
Square Feet	391	399	420	405
Unloaded Vehicle Weight (lbs.)	11,075	11,820	12,400	12,575
Dry Hitch Weight (lbs.)	2,362	2,790	2,786	2,900
Gross Vehicle Weight Rating (GVWR)	16,850	16,900	18,000	18,000
Cargo (Gross)	5,775	5,080	5,600	5,500
Exterior Length (Pin to Rear)	40' 8"	39' 10"	42' 4"	42' 2"
Exterior Height	13' 1"	13' 0"	13' 0"	13' 1"
Exterior Width	8' 4"	8' 4"	8' 4"	8' 4"
Exterior Width (Slides Out)	11' 10"	13' 11"	13' 11"	13' 9"
Interior Height (Upper Deck)	6' 4"	6' 4"	6' 4"	6' 4"
Interior Height (Overall)	8' 2"	8' 2"	8' 2"	8' 2"
Fresh Water (Gal.)*	115	115	115	115
Gray Water (Gal.)	114	114	114	97
Black Waste Water (Gal.)	40	80	80	80
LP Capacity (lbs.)	60	60	60	60
Tire Size	16"	16"	16"	16"
Awning Size	12', 18'	12', 14'	12', 14'	16', 14'
Garage Length	13' 1"	12' 6"	15'	13' 3"

\*Includes Water Heater



### 1 SLIDE OUTS

- » Best in class slide height and depth
- » Flush floor slides with linoleum
- » ACCU-SLIDE™ cable system with four points of compression
- » Laminate components plus 3M® flashing tape along corners to prevent leaks

### 4 FLOORS

- » Double-welded framed floors
- » Insulated with rigid foam wrapped in radiant foil, anti-puncture moisture barrier woven underbelly material, and strengthened with an overlapping double layer of laminate
- » Insulated garage floor

### 2 DOORS & LOCKS

- » 76" X 28" Entrance Door with Euro Latch and Screen Shot Screen Door
- » Double-insulated passage and storage doors with slam latches on secure and convenient Keyed-Alike™ system

### 3 ROOF

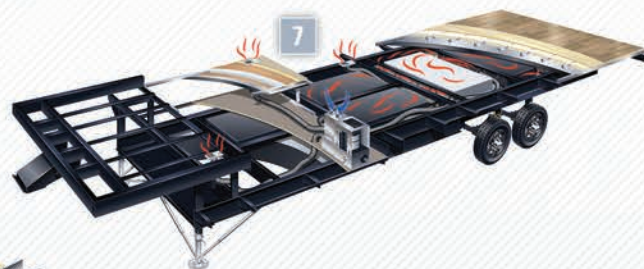
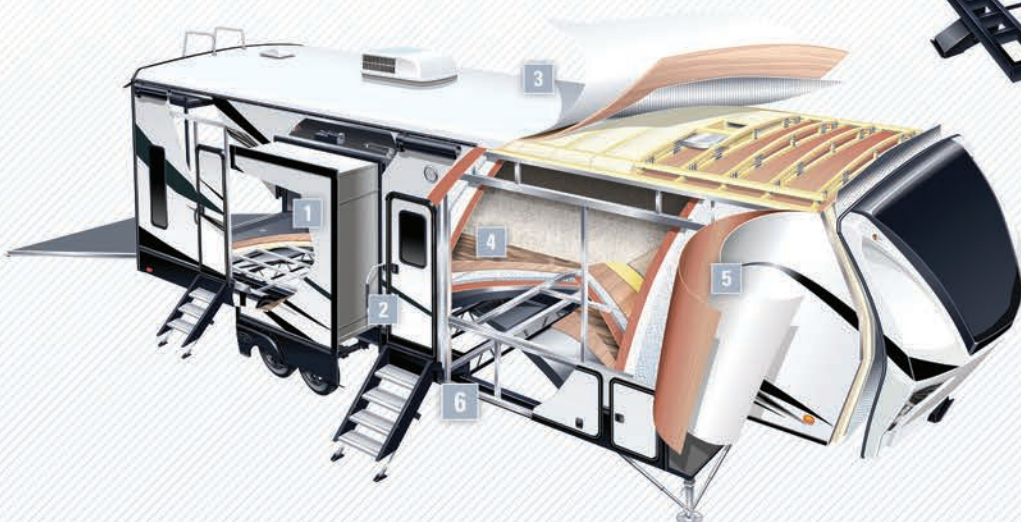
- » Double batten insulation layered with radiant foil
- » Screw-mounted plywood decking topped with premium quality PVC
- » No treatment required! Will not chalk or spot
- » Heat reflecting properties keep coach cooler in the summer

### 5 SIDEWALLS

- » Lightweight, double-welded aluminum walls
- » Slide roof frames laminated with rigid foam insulation

### 6 MAIN BODY

- » Built with 12" steel I-beams
- » 6,000lb. or 7,000lb. axles
- » Aluminum wheels with nitrogen-filled tires



### 7 INDUSTRY-LEADING HEATING SYSTEM

Oversize 4-inch heat ducts run from the furnace down to the fully enclosed underbelly and wrap around the tanks suspended between the chassis I-beams. Holding tanks are warmed by the forced air heat which helps prevent freeze-ups.

A return at the end of the tank connecting back into the coach provides maximum efficiency.



We stand behind our products. At Highland Ridge RV, we are one of the few manufacturers that have a 3-Year Limited Structural Warranty.

MORE ROOM  
LESS WEIGHT

This is our mission at Highland Ridge RV. It drives us to innovate and revolutionize the RV industry and it's why our products are 10 - 15% lighter than the competition.



Our Pet Friendly units offer linoleum throughout the main living areas and pet bed mats.



We put our products into a zero degree chamber for five hours with thermometers placed in key areas throughout the unit. The results speak for themselves.

Your Highlander Dealer:



For more information visit us at:  
[www.HighlandRidgeRV.com](http://www.HighlandRidgeRV.com)

Due to continual research and advances, manufacturer reserves the right to change specifications, design, price, and equipment without notice, and assumes no responsibility for any error in the literature. Some items shown are not included as standard or optional equipment.