

MTN  TRX

  
OUTDOORS RV

TRAIL SERIES  
BACKCOUNTRY  
SERIES

Our Backyard  
Our Inspiration

Designed For The Primitive,  
Off-Grid, BLM National  
Forest Camper

Standard 170 Watt Solar  
& On-Board Generator



**DESIGNED FOR MOUNTAIN TOUGH FOUR SEASONS CAMPING**

# WHERE IS YOUR NEXT CAMPING ADVENTURE?

## TRAIL SERIES

MTN  TRX



Relaxing on the Patio Deck



29TRX

Patio Deck / Outdoor Adventure Gear  
Standard Cummins Onan 4K Gas Generator and 170 Watt Solar Panel  
Hiking, Trail Riding, Kayaking, Hunting, Fishing - Live life when & where you want to  
(Don't let your RV limit you!) Would you like a rear back deck w/ sliding patio doors,  
2 lounge recliners and a storage area for outdoor gear? If so the Trail Series is designed for you!



Outdoor Gear Closet  
w/ Sportsmen's Rack



24TRX

# MOUNTAIN TOUGH CAMPING



27TRX

## HIGHLIGHTED FEATURES:

### Climate Designed 4 Seasons

- Mountain Extreme Thermal Pane Windows
- Norcold Cold Weather Kit to -0 F
- Triple Layered Four Seasons Roof Insulation
- 1" Thick Exterior Shower / Luggage Doors
- Thermal Insulated Skylights & Bedroom Vent
- XL Furnace (Extreme Camping Heat System)
- Unique Heated Insulated Holding Tank Design

### Built Tough Off Road Performance

- 12.3 Built Outdoors Tough Warranty
- Rugged 2" Bonded Aluminum Frame Walls (Every Wall)
- HD Fiberglass Front Cap w/ Armor Guard
- Custom Built Off Road Chassis w/ Angle Iron Frame Shackle Supports
- Rugged Integrated A-Frame for Strength & Ground Clearance
- Protected Junction Box Behind Front Cross Member
- Xtra Tall 24" Power Tongue Jack w/ LED Light
- Off Road X4 Suspension - MorRyde CRE 3000, HD Shackle Kit
- KYB HD Gas Shock Absorbers
- Rugged 16" Goodyear Endurance 235 G Range 14 Ply Radial Tires
- 6800 LB Axles w/ 10" Custom Built I Beam Frame
- Metal Weather Guard Awning Shield
- Toy-Lok (15 FT Cable for Locking Bikes, Coolers, Etc)



24TRX

### Off Grid Camping Features

- Cummins Onan 4K On-Board Gas Generator w/ 40 Gallon Fuel Station
- No Boundaries Off-Grid 170 Watt Solar Panel w/ 30 Amp 5 Stage Controller
- No Boundaries Off-Grid Solar Ready Roof Port for up to 510 Watts
- Door Side Portable Solar Port
- Energy Saving LED Interior & Exterior Lights
- 100 Gallon Fresh Water Capacity
- 12V LED HD Living Room TV's w/ HDMI Bluetooth DVD Sound System
- 12V Triple Charge Station (Charges I-Pads and Cell Phones)
- 12V USB Ports on Both Sides of Bed
- Patio Area & Entry Steps Lighted by LED Awning Light Strip
- LED Hitch Light by Battery Rack
- USB Ports - Cabinet Upper Rear of Loft Bed
- High Pressure Exterior Spray Washer
- Progressive Dynamics 4 Stage Converter w/ Built-In Charge Wizard

# "TRAIL SERIES" FEATURES



Cummins Onan 4000 Watt  
Gas Generator



'Mountain Extreme'  
Thermal Pane Windows



170 Watt Roof Mounted Solar Panel



Patio Railing Kit w/ Steps



Thule Rear Awning



Air Compressor 2.5 Gallon Tank  
w/ Gauge (Up To 150psi)



LCI Fast Ramp w/ No Exposed Hinges



KYB World Class Shock Absorbers



Front Storage Pull Out Cargo Tray



40 Gallon Fuel Station



# TRAIL SERIES

MTN  TRX

## HIGHLIGHTED FEATURES:

### Gear Storage Area

- LCI 'Fast Ramp' w/ No Exposed Hinges
- Rear Ramp Non-Slip Grip Surface (3000 LB Ramp Down Load Rating)
- Sliding Rear Patio Doors (Tinted w/ Slider Windows for Ventilation)
- Cargo Area Tie-Down Rings (2500 LB Ring Rating Capacity)
- Rugged Rubber Diamond Plate Flooring - Gear Storage Area
- Standard Carpet Kit
- No Interior Wheel Wells - Flush Floor Side to Side Storage
- In-Floor Tool Box
- Outdoor Gear Closet w/ Sportsmen's Rack
- 2 Lounge Recliners w/ Drink Holder Across From Entertainment Center (All Models)
- XL Panoramic Window Behind Recliners
- 60X80 Electric Loft Bed
- 2 Fold Down Sofas w/ 2 Tables (27TRX, 29TRX)
- 1 Fold Down Sofa w/ Table (24TRX)
- Rustic Knotty Alder Mountain Cabinetry
- Privacy Black-Out Roll Shades, 12V LED Living Room TV
- HDMI Bluetooth DVD Sound System TV Ant / Prewired for DSS
- 12V Triple Charge Station (Charges iPads & Cell Phones)
- Thule Rear Awning
- 15K Coleman A/C
- Patio Railing Kit w/ Steps

### Kitchen

- LG Solid Surface Countertops
- Surken Range w/ Glass Front & Sealed Burners
- Glass Top Range, Knife Rack, Granite Designed Backsplash
- Bottom Mount Metal Sink w/ High Rise Pull Out Sprayer
- 10 Gallon LP/110V DSI Water Heater
- 8 Cu Ft Norcold Fridge
- Full Extension 100lb Metal Drawer Guides
- Full Height Pantry
- Pot & Pan Drawer (Most Models)

### Bathroom/Bedroom

- Mountain Comfort Premium Mattress
- 12V USB Ports by Both Nightstands
- Drawers Underneath Both Sides of Bed
- Plywood Bed Support w/ Bed Storage
- Porcelain Toilet
- Dual Pane Shower Skylight
- Quick Access Home Defense Safe

## **Black Diamond**

Trail Series 27TRX

# TRAIL SERIES

## MTN TRX

STANDARD 170 WATT SOLAR  
AND ON-BOARD GENERATOR  
W/ 40 GALLON FUEL TANK



### 24TRX Gear Storage Area Dimensions (Black Floor)

Approx. 117" Front to Rear  
Approx. 66" Between O'hd Cab Doors  
Approx. 82" Height to Loft Bed  
Approx. 96" Floor Width Rear

**DRY WEIGHT: 8525 ~ FLOOR LENGTH: 25'**



Indicates locations for living room TV's and bedroom TV prep



Location of Generator in exterior generator ready compartment



**ALL MODELS STANDARD W/  
16" GOODYEAR G RATED TIRES AND  
CARGO CAPACITY UP TO 4,775 LBS**

**STANDARD FAST RAMP  
REAR SLIDING PATIO DOORS**


**THERMAL PANE WINDOWS  
2 LOUNGE RECLINERS  
SPORTSMEN'S CLOSET**



**DRY WEIGHT: 9220~ FLOOR LENGTH: 28'**

**27TRX Gear Storage Area Dimensions  
(Black Floor)**

Approx. 130" Front to Rear  
Approx. 68" Between O'hd Cab Doors  
Approx. 82" Height to Loft Bed  
Approx. 96" Floor Width Rear



**DRY WEIGHT: 9620 ~ FLOOR LENGTH: 31'**

**29TRX Gear Storage Area Dimensions  
(Black Floor)**

Approx. 160" Front to Rear  
Approx. 68" Between O'hd Cab Doors  
Approx. 82" Height to Loft Bed  
Approx. 96" Floor Width Rear

WHERE IS YOUR NEXT CAMPING ADVENTURE?



24KRS

**BACKCOUNTRY  
SERIES**  
MTN  TRX

Designed For The Outdoor Enthusiast That Loves Camping  
Off Grid, Off Road, National Forest, BLM,  
Primitive Style Camping!



OUTDOORS RV



BACKCOUNTRY  
SERIES  
MTN TRX  
OUTDOORS RV

21RWS

## HIGHLIGHTED FEATURES:

### Off-Grid Camping Features

Cummins Onan 3.6K On-Board LP Generator  
No Boundaries Off-Grid 170 Watt Solar Panel w/ 30 Amp 5 Stage Controller  
100 Gallons Fresh Water Capacity (All Models)  
80 Lbs of Propane Capacity (All Models)  
50 Gallons Grey Water Capacity (21RWS)  
80 Gallons Grey Water Capacity (24KRS, 28DBS)  
Progressive Dynamics (4) Stage Converter w/ Built In Charge Wizard  
No Boundaries Off-Grid Solar Ready Roof Port for up to 510 Watts  
Door Side Portable Solar Port  
Energy Saving LED Interior & Exterior Lights  
12V LED HD Living Room TV's w/ HDMI Bluetooth DVD Sound System  
12V Triple Charge Station (Charges I-Pads and Cell Phones)  
12V USB Ports on Both Sides of Bed/Dinette  
Patio Area & Entry Steps Lighted by LED Awning Light Strip

### Climate Designed 4 Seasons

Mountain Extreme Thermal Pane Windows  
Norcold Cold Weather Fridge Kit to -0 F  
Triple Layered Four Seasons Roof Insulation  
1' Thick Exterior Shower Door/ Luggage Doors  
Thermal Insulated Skylights & Bedroom Vent  
XL Furnace (Extreme Camping Heat System)  
Unique Heated Insulated Holding Tank Design

### Built Off Road Performance

Custom Built Cambered Off Road HD 8' Chassis (All Models)  
Integrated A-Frame Chassis Construction  
Xtra Tall 24' Power Tongue Jack w/ LED Light  
Off Road X4 Suspension - MorRyde CRE 3000, HD Shackle Kit  
KYB World Class Shock Absorbers  
15" Rugged Mud Flaps  
Heavy Duty 6 Lug 5200 lb Axles w/ Off-Road Brake System (All Models)  
16' Goodyear Endurance 235 E Range 10 Ply Radial Tires  
16' Goodyear Endurance 235 E Range 10 Ply Radial Spare Tire  
Roto-Torqued 'Outdoors Tough' Cabinetry (All Cabinets)  
Off-Road Clearance Lights  
Radius-Crowned Full walk-On Roof  
Exterior Grade Tongue & Groove Plywood Sub-Floor  
Marine Grade Plywood Roof Decking  
Full Extension 100 lb Metal Drawer Guides  
Rugged 2" Bonded Aluminum Frame Walls (Every Wall)  
HD Full Size Fiberglass Front Cap w/ Armor Guard Protection



STANDARD (3.6 LP)



STANDARD (170 Watt)



**BACKCOUNTRY  
SERIES**  
MTN  TRX

# Mountain Walnut

## Back Country 24KRS

### HIGHLIGHTED FEATURES:

#### Kitchen

- LG Solid Surface Countertops
- Single Basin Farm Sink w/ Protective Metal Basin Grid
- High Rise Pull Out Faucet
- Surken Range w/ Glass Front & Sealed Burners
- Glass Top Range, Knife Rack & Granite Designed Backsplash
- XL(6) Fridge (All Models)
- Pot & Pan Drawer (Most Models)
- Residential Height Countertops
- Full Extension 100lb Metal Drawer Guides

#### Living Room / Slide-Out / Dinette

- Vaulted Radius Ceiling Providing Approx 5' of Addtl Headroom
- Dual Pane Living Room Skylight w/ Shade
- Ultra Leather Furniture & Dinette Seats
- 12V Triple Charge Station (Charges ipads and Cell Phones)
- Mountain Dinette w/ Family XL Table (2RWS, 24KRS, 28DBS)
- XL Dinette Drawers
- XL Panoramic Slide-Out Windows (2RWS, 24KRS, 28DBS)
- 12V LED Living Room TV
- HDMI Bluetooth Sound System

#### Bedroom / Bathroom

- Easy Access Home Defense Bed Safe
- Mountain Comfort Premium Mattress
- 12V USB Ports by Both Sides of Bed
- XL Bed Nightstands
- Plywood Bed Support w/ Bed Storage
- Drawers Underneath Both Sides of Bed

DESIGNED W/ THERMAL PANE WINDOWS, OFF ROAD CHASSIS,  
GOODYEAR ENDURANCE 16" 10 PLY E RANGE TIRES, BIG TUBE REAR LADDER,  
HD FULL FIBERGLASS FRONT CAP, 24" XTRA TALL POWER TONGUE JACK, 12V TV'S


# "BACK COUNTRY" FEATURES



Custom Built HD Off-Road 8' Frame




Heavy Duty 5200 Lb 6 Lug Axles



Front Storage Pull-Out Cargo Tray



Front Cargo Gear Rack



Bedroom Home Defense Safe



100 Gallons Fresh water Capacity



Two XL 40 LB Propane Tanks



16" 10 Ply E Range Tires



High Pressure Exterior Spray Washer




KYB World Class Shocks

# BACKCOUNTRY SERIES

MTN  TRX

FLOOR LENGTH FROM  
21 TO 29'

STANDARD CUMMINS ONAN 3.6 LP  
ON-BOARD GENERATOR AND  
170 WATT SOLAR PANEL



**G** Location of Generator in exterior generator ready compartment

**TV** Indicates locations for living room 12v TV's and bedroom TV prep

**A** Awning Length



# LET YOUR OUTDOOR ADVENTURES BEGIN...

## DIMENSIONS + CAPACITIES



### BACKCOUNTRY SERIES

### TRAIL SERIES



### BACKCOUNTRY SERIES



### TRAIL SERIES

Please check out our website,

[www.outdoorsrvmf.com](http://www.outdoorsrvmf.com)

For standard/optional features, product videos, photo galleries & the most current product information.

Outdoors RV encourages our customers to support the communities they live in and their local Outdoors RV Dealer

Your Local Outdoors RV Dealer is:

	20BD	21RWS	24KRS	28DBS	24TRX	27TRX	29TRX
Full Featured Dry Weight (lbs)**	6155	6745	7430	8030	8525	9220	9620
Length (Hitch to Back of Ladder)	25'3"	26'3"	28'8"	33'2"	30'1"	33'2"	35'9"
Zamp Roof Solar Rdy - 8 Gauge Wiring (Watts)	Up To 510	Up To 510	Up To 510	Up To 510	Up To 510	Up To 510	Up To 510
Zamp Exterior Portable Solar Port (Watts)	Up To 200	Up To 200	Up To 200	Up To 200	Up To 200	Up To 200	Up To 200
Battery Capacity (w/ Standard Off-Grid Rack)	Up To 4	Up To 4	Up To 4	Up To 4	Up To 4	Up To 4	Up To 4
Fresh Water Capacity (gal)	100	100	100	100	100	100	100
Water Heater Capacity (gal)	10	10	10	10	10	10	10
Goodyear Tire Size (load range)	ST235	ST235	ST235	ST235	LT235	LT235	LT235
Heavy Duty 10 Ply E Range	80 16E	80 16E	80 16E	80 16E	85 16G	85 16G	85 16G
30 Amp Service	YES	YES	YES	YES	YES	YES	YES
Heavy Duty 6 Lug Axles (lbs)	5200(2)	5200(2)	5200(2)	5200(2)			
Heavy Duty 8 Lug Axles (lbs)					6800(2)	6800(2)	6800(2)
Climate Designed A/C	13.5K	13.5K	13.5K	13.5K	15K	15K	15K
Climate Designed Furnace	35K	35K	35K	35K	35K	35K	35K
Norcold Fridge Size	XL (8)	XL (8)	XL (8)	XL (8)	XL (8)	XL (8)	XL (8)
Height (including A/C*)	11'6"	11'6"	11'6"	11'6"	13'1"	13'1"	13'1"
Interior Height	6'11"	6'11"	6'11"	6'11"			
Width	8'0"	8'0"	8'0"	8'0"	8'4"	8'4"	8'4"
Propane Capacity (lbs)	80	80	80	80	60	60	60
Grey Water Holding Tank (gal)	40	50	40/40	40/40	65	65	65
Black Water Holding Tank (gal)	40	40	40	40	40	40	40
Cargo Carrying Capacity (lbs)	3840	3250	2565	2970	4470	4775	4375
Hitch Dry Weight (lbs)	755	899	965	995	1310	1425	1600
Maximum Trailer Weight (lbs)	9995	9995	9995	11000	12995	13995	13995
Fuel Station Capacity (Gallons)	NA	NA	NA	NA	40	40	40

\*\*Prices, materials, designs and specifications are subject to change without notice.

\*\*\*The posted weights above do not account for water, propane, batteries or factory installed options



Jan 2021 - Product information is accurate as of the date of publication of this brochure. Outdoors RV is continuously improving product design features, materials, components and these items are subject to change without notice or obligation to Outdoors RV.