

CLASS A DIESEL | MODEL YEAR 2022



AMERICAN DREAM

39RK | 42Q | 42V | 45A



INDULGE IN PERFECTION

This country runs on the simple principle that with hard work you can create for yourself the best life possible. The 2022 update of our American Dream embodies that— it's a hard-working luxury coach decked out with everything you need to live your best life. We added luxurious elements both under the hood and inside the cabin, giving you a powerful, reliable, and—most important of all—enjoyable experience every time you travel. No hard times. Only good times. Spoil yourself with the 2022 American Dream. You earned it.

What makes the American Dream a premium experience?

Hit the road with confidence, courtesy of a Cummins® ISX Turbocharged 605 horsepower engine. (Select models.)

Enjoy stress-free travel with the RoadWatch Safety System, feat. collision mitigation, adaptive cruise, stability and traction controls, plus integrated Mobileye®.

15,000/20,000 towing capacity so you can bring your toys along for the weekend.

A variety of furniture and decor options to create your dream living quarters.

Stay in and cook up a gourmet storm with help from the 4-door refrigerator, 2-burner induction cooktop, and quartz counters

THE HEART OF LUXURY. THE SOUL OF FREEDOM.

CLASS A DIESEL | MODEL YEAR 2022



AMERICAN DREAM

39RK | 42Q | 42V | 45A



INDULGE IN PERFECTION

This country runs on the simple principle that with hard work you can create for yourself the best life possible. The 2022 update of our American Dream embodies that— it's a hard-working luxury coach decked out with everything you need to live your best life. We added luxurious elements both under the hood and inside the cabin, giving you a powerful, reliable, and—most important of all—enjoyable experience every time you travel. No hard times. Only good times. Spoil yourself with the 2022 American Dream. You earned it.

What makes the American Dream a premium experience?

Hit the road with confidence, courtesy of a Cummins® ISX Turbocharged 605 horsepower engine. (Select models.)

Enjoy stress-free travel with the RoadWatch Safety System, feat. collision mitigation, adaptive cruise, stability and traction controls, plus integrated Mobileye®.

15,000/20,000 towing capacity so you can bring your toys along for the weekend.

A variety of furniture and decor options to create your dream living quarters.

Stay in and cook up a gourmet storm with help from the 4-door refrigerator, 2-burner induction cooktop, and quartz counters

THE HEART OF LUXURY. THE SOUL OF FREEDOM.

AMERICAN DREAM

SIGNIFICANT PRODUCT FEATURES

SIGNIFICANT PRODUCT FEATURES



CHASSIS

- Freightliner® Custom Modular Chassis
- 47,000# GVWR (39RK, 42Q, 42V)
- 51,000# GVWR (45A)
- DriveTech / OptiView™ / Select Drive™
- RoadWatch—FCCC's State-of-the Art Assisted Driving and Safety System
 - Roll Stability System
 - Electronic Stability Control
 - Traction Control
 - Automatic Traction Control
 - Pedestrian Detection
 - Adaptive Cruise Control
 - Collision Mitigation w/Forward Warning and Active Braking
- BrakeSync (FCCC) — Chassis Integrated Air Supply for Your Tow Vehicle Brake System, Factory-installed and Factory-Warranted
- Cummins®, L9, 450HP Engine (39RK, 42Q, 42V)
- 1250 lb/ft Torque (39RK, 42Q, 42V)
- Allison® 3000 Series Transmission, 6-Speed (39RK, 42Q, 42V)
- Cummins®, X15, 605HP Engine (45A)
- 1950 lb/ft Torque (45A)
- Allison® 4000 Series Transmission, 6-Speed (45A)
- 150 Gallon Fuel Tank
- Independent Front Suspension
- Up to 60° Turning Radius
- Valid Air and HWH Hydraulic Leveling
- Michelin® Tires 315/80R 22.5", All Axles
- Tire Pressure Monitoring System
- V-Ride & Ultra Steer Tag Axle
- Hitch Rating 15,000# (39RK, 42Q, 42V), 20,000# (45A)

EXTERIOR

- Liberty Bridge®
- Full-Pass Through Exterior Storage w/LED Lighting
- Bus Style, Side Swing, Aluminum Luggage Doors w/Power Locks
- Keyless Entry (Keypad on Entry Door Handle)
- Window Awning Package
- Premium Four Color, Full Body Paint
- Exterior Entertainment Center w/50" TV, Swivel Mount & JBL® Soundbar
- 12.5kW Onan® QD, Generator w/AGS
- Aqua-Hot® 450D
- (8) 6V AGM Battery Package (42Q, 42V, 45A)
- (6) 6V AGM Battery Package (39RK)
- 100 Fresh, 60 Grey, 40 Black Tanks (Gallon) (42Q, 42V)
- 105 Fresh, 75 Grey, 50 Black Tanks (Gallon) (39RK, 45A)
- (3) 15K BTU Roof AC's w/ Front and Rear Heat Pumps

- Roof Mounted Electric Awning, LED Lighting, Wind Sensor Retract
- Winegard 360° OTA Antenna
- 2800 Watt Pure Sine Inverter
- 8" Exterior Stainless Package
- Full-Length Rear Mudguard w/Stainless Accent

INTERIOR

- 10" Color Touchscreen Firefly System with App Control via Vegatouch Eclipse
- Power Windshield Shades and Blinds
- Cell Charging Stations @ Dash
- Large Dual Dash Monitors
- Driver/Passenger Seats w/Heat and Air-Cool Features, Reclining Back, Swivel, 6-way Power Controls and Power Footrest
- APEX® Custom Residential Furniture Designs
- Quartz Countertops Throughout
- LED Lighting Throughout Entire Unit
- Galley Stainless Steel Sink w/Colander, Cutting Board, and Drying Rack
- Two Burner Induction Cooktop
- Black Stainless, 20ft³, Ice & Water in Door
- Black Stainless Microwave Convection Oven
- Porcelain Tile w/Heat Mat Throughout
- Tile Shower w/Glass Enclosure
- Stackable Washer & Dryer
- Articulating King Bed with Custom Wolf® Mattress
- Emergency Exit Door

OPTIONS

- Winegard In-Motion Satellite Dish
- Winegard Trav'ler w/DISH Network
- Winegard Trav'ler w/DIRECT Network
- Roof Mounted Awning (2nd Door Side)
- 43" Front Overhead LED TV
- Co-Pilot Monitor with 7" Screen
- Lithium Battery Package
- 90" Slide-Out Tray - 1st Full Bay
- 90" Slide-Out Tray - 2nd Full Bay
- Dishwasher
- Sofa Bed w/Mattress (42Q Twin Mattress, 45A Queen Mattress)
- Motion Power Lounge (42Q, 45A)
- Dual Recliners (39RK)
- Sofa w/Ottoman (39RK)
- Exterior Freezer
- Technology Package: JBL® Premium Audio System, WiFi Ranger™ SkyPro 4 w/LTE, Cell Booster, 300W Solar Panel
- VIP Delivery

AMERICAN DREAM

SIGNIFICANT PRODUCT FEATURES

SIGNIFICANT PRODUCT FEATURES



CHASSIS

- Freightliner® Custom Modular Chassis
- 47,000# GVWR (39RK, 42Q, 42V)
- 51,000# GVWR (45A)
- DriveTech / OptiView™ / Select Drive™
- RoadWatch—FCCC's State-of-the Art Assisted Driving and Safety System
 - Roll Stability System
 - Electronic Stability Control
 - Traction Control
 - Automatic Traction Control
 - Pedestrian Detection
 - Adaptive Cruise Control
 - Collision Mitigation w/Forward Warning and Active Braking
- BrakeSync (FCCC) — Chassis Integrated Air Supply for Your Tow Vehicle Brake System, Factory-installed and Factory-Warrantied
- Cummins®, L9, 450HP Engine (39RK, 42Q, 42V)
- 1250 lb/ft Torque (39RK, 42Q, 42V)
- Allison® 3000 Series Transmission, 6-Speed (39RK, 42Q, 42V)
- Cummins®, X15, 605HP Engine (45A)
- 1950 lb/ft Torque (45A)
- Allison® 4000 Series Transmission, 6-Speed (45A)
- 150 Gallon Fuel Tank
- Independent Front Suspension
- Up to 60° Turning Radius
- Valid Air and HWH Hydraulic Leveling
- Michelin® Tires 315/80R 22.5", All Axles
- Tire Pressure Monitoring System
- V-Ride & Ultra Steer Tag Axle
- Hitch Rating 15,000# (39RK, 42Q, 42V), 20,000# (45A)

EXTERIOR

- Liberty Bridge®
- Full-Pass Through Exterior Storage w/LED Lighting
- Bus Style, Side Swing, Aluminum Luggage Doors w/Power Locks
- Keyless Entry (Keypad on Entry Door Handle)
- Window Awning Package
- Premium Four Color, Full Body Paint
- Exterior Entertainment Center w/50" TV, Swivel Mount & JBL® Soundbar
- 12.5kW Onan® QD, Generator w/AGS
- Aqua-Hot® 450D
- (8) 6V AGM Battery Package (42Q, 42V, 45A)
- (6) 6V AGM Battery Package (39RK)
- 100 Fresh, 60 Grey, 40 Black Tanks (Gallon) (42Q, 42V)
- 105 Fresh, 75 Grey, 50 Black Tanks (Gallon) (39RK, 45A)
- (3) 15K BTU Roof AC's w/ Front and Rear Heat Pumps

- Roof Mounted Electric Awning, LED Lighting, Wind Sensor Retract
- Winegard 360° OTA Antenna
- 2800 Watt Pure Sine Inverter
- 8" Exterior Stainless Package
- Full-Length Rear Mudguard w/Stainless Accent

INTERIOR

- 10" Color Touchscreen Firefly System with App Control via Vegatouch Eclipse
- Power Windshield Shades and Blinds
- Cell Charging Stations @ Dash
- Large Dual Dash Monitors
- Driver/Passenger Seats w/Heat and Air-Cool Features, Reclining Back, Swivel, 6-way Power Controls and Power Footrest
- APEX® Custom Residential Furniture Designs
- Quartz Countertops Throughout
- LED Lighting Throughout Entire Unit
- Galley Stainless Steel Sink w/Colander, Cutting Board, and Drying Rack
- Two Burner Induction Cooktop
- Black Stainless, 20ft³, Ice & Water in Door
- Black Stainless Microwave Convection Oven
- Porcelain Tile w/Heat Mat Throughout
- Tile Shower w/Glass Enclosure
- Stackable Washer & Dryer
- Articulating King Bed with Custom Wolf® Mattress
- Emergency Exit Door

OPTIONS

- Winegard In-Motion Satellite Dish
- Winegard Trav'ler w/DISH Network
- Winegard Trav'ler w/DIRECT Network
- Roof Mounted Awning (2nd Door Side)
- 43" Front Overhead LED TV
- Co-Pilot Monitor with 7" Screen
- Lithium Battery Package
- 90" Slide-Out Tray - 1st Full Bay
- 90" Slide-Out Tray - 2nd Full Bay
- Dishwasher
- Sofa Bed w/Mattress (42Q Twin Mattress, 45A Queen Mattress)
- Motion Power Lounge (42Q, 45A)
- Dual Recliners (39RK)
- Sofa w/Ottoman (39RK)
- Exterior Freezer
- Technology Package: JBL® Premium Audio System, WiFi Ranger™ SkyPro 4 w/LTE, Cell Booster, 300W Solar Panel
- VIP Delivery

AMERICAN DREAM FLOORPLANS MODEL YEAR 2022

39RK



39RK OPTIONS — NEW FLOORPLAN

087	FRONT OVERHEAD LED TV	256	ROOF MOUNT PATIO AWNING 2ND DOOR SIDE	563	TECHNOLOGY PACKAGE (JBL® Premium Audio System, WiFi Ranger™ Sky Pro 4 w/LTE, Cell Booster, 300W Solar Panel)
095	SATELLITE DISH WINEGARD IN-MOTION	297	LITHIUM BATTERY PACKAGE	628	SOFA W/OTTOMAN
101	SATELLITE DISH TRAVLER DISH NETWORK	349	CO-PILOT MONITOR	965	1ST BAY 90° SLIDE-OUT TRAY
102	SATELLITE DISH TRAVLER DIRECT TV	400	CSA BUILD	966	1ST BAY 36°/54° SLIDE-OUT TRAY
107	DISHWASHER	498	DUAL RECLINERS		
111	EXTERIOR FREEZER	560	VIP DELIVERY		

42Q



42Q OPTIONS

087	FRONT OVERHEAD LED TV	209	MOTION POWER LOUNGE (forces 807) Zero Proximity and Power Headrest	563	TECHNOLOGY PACKAGE (JBL® Premium Audio System, WiFi Ranger™ Sky Pro 4 w/LTE, Cell Booster, 300W Solar Panel)
095	SATELLITE WINEGARD IN-MOTION	256	ROOF MOUNT PATIO AWNING 2ND DOOR SIDE	807	SOFA SLEEPER W/TWIN MATTRESS (forces 209)
101	SATELLITE DISH TRAVLER DISH NETWORK	297	LITHIUM BATTERY PACKAGE	965	1ST BAY 90° SLIDE-OUT TRAY
102	SATELLITE DISH TRAVLER DIRECT TV	349	CO-PILOT MONITOR	967	2ND FULL BAY 90° SLIDE-OUT TRAY
107	DISHWASHER	400	CSA BUILD	968	2ND FULL BAY 36°/54° SLIDE-OUT TRAY
111	EXTERIOR FREEZER	560	VIP DELIVERY		

Now, with the purchase of a new 2022 American Coach Class A luxury coach, you will receive membership in Platinum Experience.

This one-of-a-kind program features the most extraordinary support and service available to motor coach owners.

It truly is the ultimate package to accompany your American Coach.

Learn more at:

www.americancoach.com/owners/service-maintenance/warranty

EXCLUSIVE PX APP

Convenient Personalized Resources and 24/7 Support.

PLATINUM WARRANTY PROTECTION

American Coach's reliability is well attested to in the industry. As a commitment to our customers and to show we stand behind our products, we are offering Platinum Experience customers several warranties above and beyond what we've always given. Together, they represent some of the most comprehensive coverage in the industry.

AMERICAN DREAM FLOORPLANS MODEL YEAR 2022

39RK



39RK OPTIONS — NEW FLOORPLAN

087	FRONT OVERHEAD LED TV	256	ROOF MOUNT PATIO AWNING 2ND DOOR SIDE	563	TECHNOLOGY PACKAGE (JBL® Premium Audio System, WiFi Ranger™ Sky Pro 4 w/LTE, Cell Booster, 300W Solar Panel)
095	SATELLITE DISH WINEGARD IN-MOTION	297	LITHIUM BATTERY PACKAGE	628	SOFA W/OTTOMAN
101	SATELLITE DISH TRAV'LER DISH NETWORK	349	CO-PILOT MONITOR	965	1ST BAY 90" SLIDE-OUT TRAY
102	SATELLITE DISH TRAV'LER DIRECT TV	400	CSA BUILD	966	1ST BAY 36"/54" SLIDE-OUT TRAY
107	DISHWASHER	498	DUAL RECLINERS		
111	EXTERIOR FREEZER	560	VIP DELIVERY		

42Q



42Q OPTIONS

087	FRONT OVERHEAD LED TV	209	MOTION POWER LOUNGE (forces 807) Zero Proximity and Power Headrest	563	TECHNOLOGY PACKAGE (JBL® Premium Audio System, WiFi Ranger™ Sky Pro 4 w/LTE, Cell Booster, 300W Solar Panel)
095	SATELLITE WINEGARD IN-MOTION	256	ROOF MOUNT PATIO AWNING 2ND DOOR SIDE	807	SOFA SLEEPER W/TWIN MATTRESS (forces 209)
101	SATELLITE DISH TRAV'LER DISH NETWORK	297	LITHIUM BATTERY PACKAGE	965	1ST BAY 90" SLIDE-OUT TRAY
102	SATELLITE DISH TRAV'LER DIRECT TV	349	CO-PILOT MONITOR	967	2ND FULL BAY 90" SLIDE-OUT TRAY
107	DISHWASHER	400	CSA BUILD	968	2ND FULL BAY 36"/54" SLIDE-OUT TRAY
111	EXTERIOR FREEZER	560	VIP DELIVERY		

Now, with the purchase of a new 2022 American Coach Class A luxury coach, you will receive membership in Platinum Experience.

This one-of-a-kind program features the most extraordinary support and service available to motor coach owners.

It truly is the ultimate package to accompany your American Coach.

Learn more at:

www.americancoach.com/owners/service-maintenance/warranty

EXCLUSIVE PX APP

Convenient Personalized Resources and 24/7 Support.

PLATINUM WARRANTY PROTECTION

American Coach's reliability is well attested to in the industry. As a commitment to our customers and to show we stand behind our products, we are offering Platinum Experience customers several warranties above and beyond what we've always given. Together, they represent some of the most comprehensive coverage in the industry.

42V



42V OPTIONS

087	FRONT OVERHEAD LED TV	209	MOTION POWER LOUNGE Zero Proximity and Power Headrest (APEX)	560	VIP DELIVERY
095	SATELLITE WINEGARD IN-MOTION	256	ROOF MOUNT PATIO AWNING 2ND DOOR SIDE	563	TECHNOLOGY PACKAGE (JBL® Premium Audio System, WiFi Ranger™ Sky Pro 4 w/LTE, Cell Booster, 300W Solar Panel)
101	SATELLITE DISH TRAVLER DISH NETWORK	297	LITHIUM BATTERY PACKAGE	965	1ST BAY 90" SLIDE-OUT TRAY
102	SATELLITE DISH TRAVLER DIRECT TV	349	CO-PILOT MONITOR	967	2ND FULL BAY 90" SLIDE-OUT TRAY
107	DISHWASHER	400	CSA BUILD	968	2ND FULL BAY 36"/54" SLIDE-OUT TRAY
111	EXTERIOR FREEZER				

45A



45A OPTIONS

083	LED TV W/FIREPLACE & RECLINER	209	MOTION POWER LOUNGE Zero Proximity and Power Headrest (APEX)	563	TECHNOLOGY PACKAGE (JBL® Premium Audio System, WiFi Ranger™ Sky Pro 4 w/LTE, Cell Booster, 300W Solar Panel)
087	FRONT OVERHEAD LED TV	256	ROOF MOUNT PATIO AWNING 2ND DOOR SIDE	807	SOFA SLEEPER W/QUEEN MATTRESS
095	SATELLITE DISH WINEGARD IN-MOTION	297	LITHIUM BATTERY PACKAGE	965	1ST BAY 90" SLIDE-OUT TRAY
101	SATELLITE DISH TRAVLER DISH NETWORK	349	CO-PILOT MONITOR	967	2ND FULL BAY 90" SLIDE-OUT TRAY
102	SATELLITE DISH TRAVLER DIRECT TV	400	CSA BUILD	968	2ND FULL BAY 36"/54" SLIDE-OUT TRAY
107	DISHWASHER	560	VIP DELIVERY		
111	EXTERIOR FREEZER				

PLATINUM **PX** EXPERIENCE

Our warranties include systems, appliances, components and construction with no deductible and no service charge. The coach warranty is fully transferable for the first 12 months.

REV ASSIST MEMBERSHIP

As part of Platinum Experience, you will receive three years of complimentary roadside assistance through REV Assist. With our 24-hour support, help is no more than a phone call away—no matter where you are.

REV Assist covers:

- Fuel
- Towing
- Batteries
- Slide-outs
- Lockouts
- And much more

42V



42V OPTIONS

087	FRONT OVERHEAD LED TV	209	MOTION POWER LOUNGE Zero Proximity and Power Headrest (APEX)	560	VIP DELIVERY
095	SATELLITE WINEGARD IN-MOTION	256	ROOF MOUNT PATIO AWNING 2ND DOOR SIDE	563	TECHNOLOGY PACKAGE (JBL® Premium Audio System, WiFi Ranger™ Sky Pro 4 w/LTE, Cell Booster, 300W Solar Panel)
101	SATELLITE DISH TRAV'LER DISH NETWORK	297	LITHIUM BATTERY PACKAGE	965	1ST BAY 90" SLIDE-OUT TRAY
102	SATELLITE DISH TRAV'LER DIRECT TV	349	CO-PILOT MONITOR	967	2ND FULL BAY 90" SLIDE-OUT TRAY
107	DISHWASHER	400	CSA BUILD	968	2ND FULL BAY 36"/54" SLIDE-OUT TRAY
111	EXTERIOR FREEZER				

45A



45A OPTIONS

083	LED TV W/FIREPLACE & RECLINER	209	MOTION POWER LOUNGE Zero Proximity and Power Headrest (APEX)	563	TECHNOLOGY PACKAGE (JBL® Premium Audio System, WiFi Ranger™ Sky Pro 4 w/LTE, Cell Booster, 300W Solar Panel)
087	FRONT OVERHEAD LED TV	256	ROOF MOUNT PATIO AWNING 2ND DOOR SIDE	807	SOFA SLEEPER W/QUEEN MATTRESS
095	SATELLITE DISH WINEGARD IN-MOTION	297	LITHIUM BATTERY PACKAGE	965	1ST BAY 90" SLIDE-OUT TRAY
101	SATELLITE DISH TRAV'LER DISH NETWORK	349	CO-PILOT MONITOR	967	2ND FULL BAY 90" SLIDE-OUT TRAY
102	SATELLITE DISH TRAV'LER DIRECT TV	400	CSA BUILD	968	2ND FULL BAY 36"/54" SLIDE-OUT TRAY
107	DISHWASHER	560	VIP DELIVERY		
111	EXTERIOR FREEZER				

PLATINUM



EXPERIENCE

Our warranties include systems, appliances, components and construction with no deductible and no service charge. The coach warranty is fully transferable for the first 12 months.

REV ASSIST MEMBERSHIP


As part of Platinum Experience, you will receive three years of complimentary roadside assistance through REV Assist. With our 24-hour support, help is no more than a phone call away—no matter where you are.

REV Assist covers:


- Fuel
- Towing
- Batteries
- Slide-outs
- Lockouts
- And much more

AMERICAN DREAM DECOR MODEL YEAR 2022

NAVY PIER DECOR



ROCKPORT DECOR



SAND CREEK DECOR



1 FURNITURE | 2 LIVING ACCENT | 3 BEDDING | 4 BED ACCENT | 5 COUNTERTOP | 6 BACKSPLASH | 7 FLOORING | 8 SOFA PILLOW | 9 VALANCES

HARDWOOD CABINETRY



AMERICAN CHESTNUT



CHILL-OUT SEAL




MONUMENT
PAINTED CABINETRY




RUSHMORE
PAINTED CABINETRY

AMERICAN DREAM DECOR MODEL YEAR 2022

NAVY PIER DECOR



ROCKPORT DECOR



SAND CREEK DECOR



1 FURNITURE | 2 LIVING ACCENT | 3 BEDDING | 4 BED ACCENT | 5 COUNTERTOP | 6 BACKSPLASH | 7 FLOORING | 8 SOFA PILLOW | 9 VALANCES

HARDWOOD CABINETRY



Visit americancoach.com for full-color photo galleries

AMERICAN DREAM

	450HP	450HP	450HP	605HP
SPECIFICATIONS	39RK	42Q	42V	45A
Wheelbase (inches)	267"	302"	302"	324"
Front GAWR (lbs)	17,000	17,000	17,000	17,000
Rear GAWR (lbs)	20,000	20,000	20,000	20,000
Tag Axle GAWR Ultra Steer B-Series (lbs)	10,000	10,000	10,000	14,000
GCWR (lbs)	62,000	62,000	62,000	71,000
Hitch Rating Weight (lbs)	15,000	15,000	15,000	20,000
Tongue Weight (lbs)	1,500	1,500	1,500	2,000
Fuel Capacity (gal)	150	150	150	150
Overall Length	39' 9"	42' 11.5"	42' 11.5"	44' 11.5"
Overall Height (suspension inflated)	13' 1"	13' 1"	13' 1"	13' 1"
Overall Width (maximum)	102"	102"	102"	102"
Interior Height (maximum)	84"	84"	84"	84"
Interior Width (maximum)	96"	96"	96"	96"
Patio Awning Width	18' 0"	18' 0"	18' 0"	18' 0"
Interior Storage (cu. ft.)	127	233	235	212
Exterior Storage (cu. ft.)	72	131	131	141
Fresh Water Holding Tank (gal)	105	100	100	105
Grey Water Holding Tank (gal)	75	60	60	75
Black Water Holding Tank (gal)	50	40	40	50

EXTERIORS

Premium Four Color, Full Body Paint



FALLING ASH



SOUTH BEACH



STONEWASHED



NIGHTHAWK

AMERICAN DREAM

	450HP	450HP	450HP	605HP
SPECIFICATIONS	39RK	42Q	42V	45A
Wheelbase (inches)	267"	302"	302"	324"
Front GAWR (lbs)	17,000	17,000	17,000	17,000
Rear GAWR (lbs)	20,000	20,000	20,000	20,000
Tag Axle GAWR Ultra Steer B-Series (lbs)	10,000	10,000	10,000	14,000
GCWR (lbs)	62,000	62,000	62,000	71,000
Hitch Rating Weight (lbs)	15,000	15,000	15,000	20,000
Tongue Weight (lbs)	1,500	1,500	1,500	2,000
Fuel Capacity (gal)	150	150	150	150
Overall Length	39' 9"	42' 11.5"	42' 11.5"	44' 11.5"
Overall Height (suspension inflated)	13' 1"	13' 1"	13' 1"	13' 1"
Overall Width (maximum)	102"	102"	102"	102"
Interior Height (maximum)	84"	84"	84"	84"
Interior Width (maximum)	96"	96"	96"	96"
Patio Awning Width	18' 0"	18' 0"	18' 0"	18' 0"
Interior Storage (cu. ft.)	127	233	235	212
Exterior Storage (cu. ft.)	72	131	131	141
Fresh Water Holding Tank (gal)	105	100	100	105
Grey Water Holding Tank (gal)	75	60	60	75
Black Water Holding Tank (gal)	50	40	40	50

EXTERIORS

Premium Four Color, Full Body Paint



FALLING ASH



SOUTH BEACH



STONEWASHED



NIGHTHAWK