

SANDPIPER



FIFTH WHEELS BY FOREST RIVER



3440BH

SANDPIPER FIFTH WHEELS

Wherever you go, the Sandpiper line up will ensure you make the most out of every adventure. Unique floorplan designs like bunkhouses, front living spaces, rear living/entertainment, or outside kitchens will accommodate any traveler or group. Luxurious features like premium hardwood accents, an impressive stainless steel range, and patented Underbelly Armor, give the Sandpiper a reputation of elegance and outstanding quality.

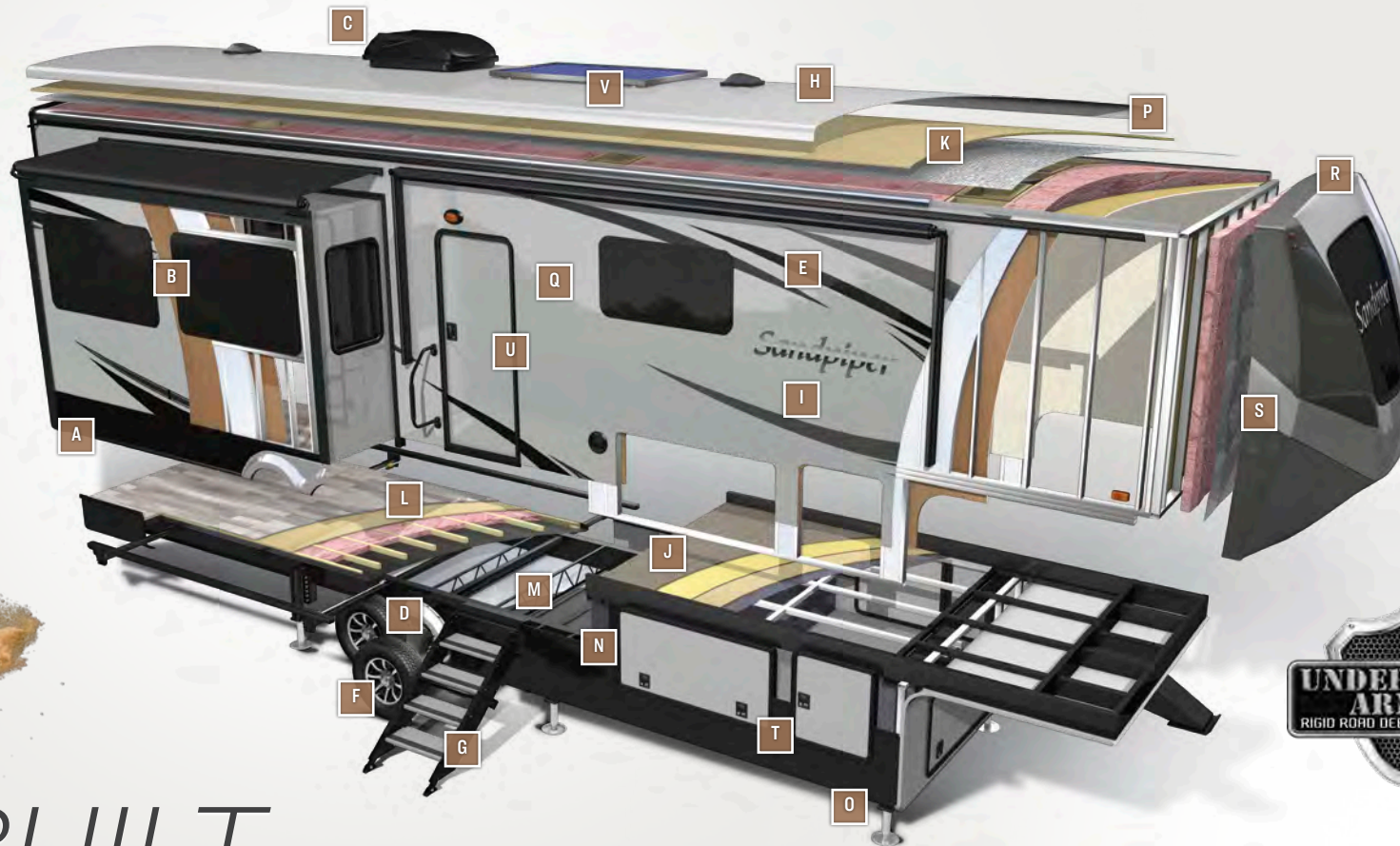


3770FL



3770FL





BUILT TO LAST.

The Sandpiper is built to last using only the best materials to ensure that your coach is in it for the long haul. Careful engineering, well-appointed craftsmanship and an uncompromising sense of pride go into every fifth wheel that we produce. Rest assured that your Sandpiper is built for luxury living.

- | | | |
|---|--|---|
| A Rolled Aluminum Side Skirting | I 2" Block Foam Insulation | Q Painted Color Matched High Gloss Gel-coated Fiberglass Exterior |
| B Tinted Safety Glass Windows (80%) | J Deluxe Stain Resistant Carpet with Padding | R Two-tone Painted Fiberglass Front Cap (Standard) |
| C Ducted 15K BTU Air Conditioning System | K 3/8" Roof decking (Full Walk-on Roof) | S Improved Front Cap for Sharper Turning Radius |
| D Lippert EZ Lube Axles with Self Adjusting Brakes | L 5/8" Tongue and Groove Plywood Flooring | T Insulated Slam Lock Baggage Doors |
| E Laminated Vacuum Bonded Aluminum Sidewalls | M Enclosed Underbelly with Underbelly Armor | U Oversized Entry Door |
| F Aluminum Rims with F-Rated 16" Radial Tires (standard) | N I-Beam Powder-Coated Frame with Rust Inhibitor | V GoPower® 190W Roof Mounted Solar Panel with Controller and Battery |
| G MORryde® "Step Above" with Strut Assist Entry Steps | O 4 or 6 Point Automatic Electric Leveling System | |
| H Dicor Color Matched Seamless Roof (20-yr. Warranty) | P Sleek Radius Roof | |

SANDPIPER FIFTH WHEEL STANDARDS & OPTIONS

EXTERIOR FEATURES

4 or 6 point electric level up system
GoPower 190W roof mounted solar panel with controller and battery
Quad MORryde® step above with strut
Color match high gloss gel coated colored exterior fiberglass
Painted two tone aerodynamic fiberglass front cap with improved turning radius
Underbelly Armor
Enclosed and heated dump valves
16" Spare tire kit
Large tinted windows with 80/20 UV prohibitor
Electric awning with LED light strip
Roof ladder
Power front jacks with spring loaded snap pins
16" E-Rated Radial tires
Automotive-style fender skirts
Hitch light
Porch light with interior switch
30 lb. double LP tanks with auto change over
Two exterior speakers
Rain gutters with extra long drip spouts (Prevents black streaking)
Insulated heavy duty slam lock baggage doors
Exterior foldable grab handle
Unobstructed pass thru area
Upgraded aluminum rims
Oversized friction hinge entry door

INTERIOR FEATURES

Stainless steel appliances
Rustic wood plank linoleum
Decorative backsplash
Two color coordinated interiors (Cocoa, Pearl)
Soft close full extension drawer glides

Stainless steel under mounted kitchen sink
LED lighting throughout
Recessed residential lighting
Accent lighting over dinette
Mocha accent crown molding over kitchen cabinets
Extra large picture windows throughout
Vented side windows in slideouts
TV antenna with booster
Solid wood drawer fronts with birch sides
Upgraded raised panel cabinet doors with designer rails
Bedroom slideout fascia
Memory foam mattress
Teddy Bear® bunk mats
50" flatscreen TV
Premium soundbar with built in DVD player
Designer window treatment accented per decor
Ceiling fan
Tri-fold hide-a-bed sofa
Residential stain resistant carpet
Quilted bedspread

APPLIANCES / SYSTEMS

High Performance 15K A/C (Second A/C prep)
16 cu. ft. 12V refrigerator
Living room A/C
Heated Holding Tanks (12V)
Floor ducted 35,000 BTU furnace
30" OTR stainless steel microwave
Three burner high output range with 22" oven
Interior monitor panel for holding tanks
Satellite and cable hookup with RG-6 cable for high quality picture
Porcelain foot flush toilet(s)
10 Gal. DSI water heater
65 Amp converter
Power fan bathrooms

CONSTRUCTION

Welded aluminum-framed, vacuum bonded laminated superstructure
3/8" roof decking
Cambered powder coated frame with rust prohibitor
Fully enclosed underbelly
5" truss roof rafters
R-10 sidewall construction
Laminated sidewalls
Laminated slideout walls

FOR YOUR SAFETY

Smoke alarm
Fire extinguisher
Breakaway switch (Battery hook-up required)
Dead-bolt lock on entry door
LP/CO2 gas detector
Fire escape windows

POPULAR OPTIONS

Second 15K air conditioner in bedroom (Ducted)
Central vacuum
Slide room awnings (All slides)
8 cu. ft. gas/electric refer

POLAR TECH PACKAGE (OPTIONAL)

Thermal pane windows
40K BTU furnace

PLATINUM PACKAGE (STANDARD - LIMITED TIME OFFER)

Roller shades throughout
Premium range w/glass cover
King wi-fi extender system
16" Spare tire kit
Roof ladder
Electric leveling system
High efficiency radiant foil (Roof + floor)

3 Camera security prep
Backup camera prep
MOR/ryde entry step with strut

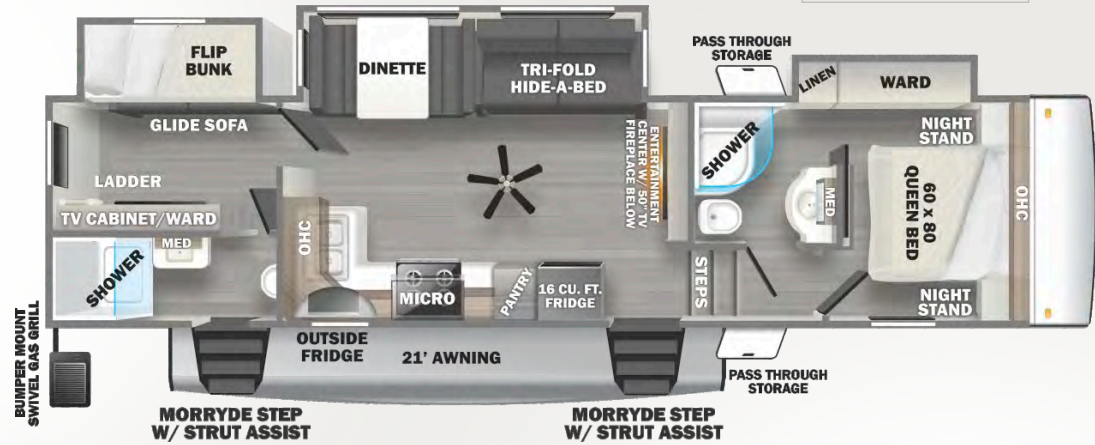
SIGNATURE PACKAGE (STANDARD)

Underbelly Armor
16 cu. ft. 12V stainless refrigerator
Stainless appliance package
Memory foam mattress
30" OTR microwave
Kitchen backsplash
Soft close residential drawers & cabinet doors
Docking station
Color matched gelcoated fiberglass exterior
50" Flat screen television
Premium sound bar with DVD player
Power fan in bathrooms
Tri fold hide-a-bed sofa
Electric awning with LED light strip
LED interior lighting throughout
Slam lock baggage doors
Prepped for second 15k A/C
Residential kitchen faucet
Aluminum wheels
Water filter system
Shaw linoleum and carpet
Aerodynamic two tone painted fiberglass front cap
10 gal DSI water heater

SANDPIPER FLOOR PLANS

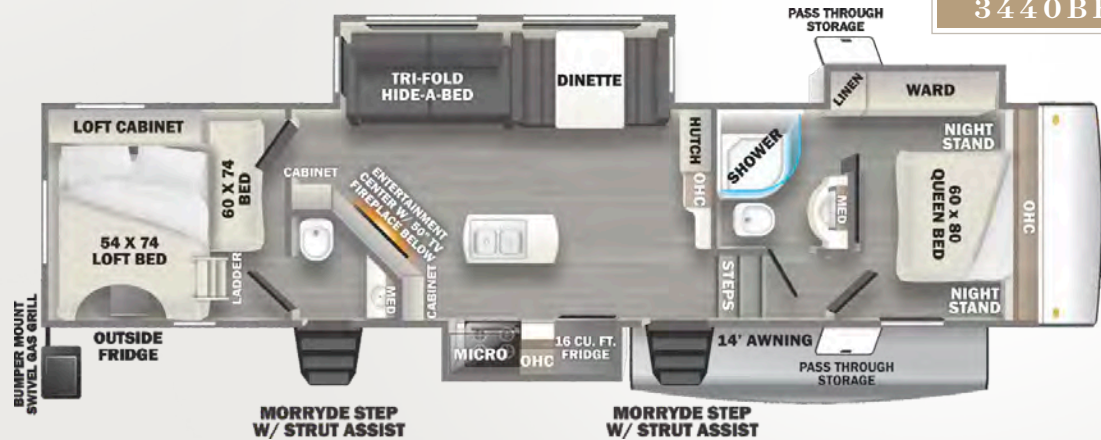


3330BH



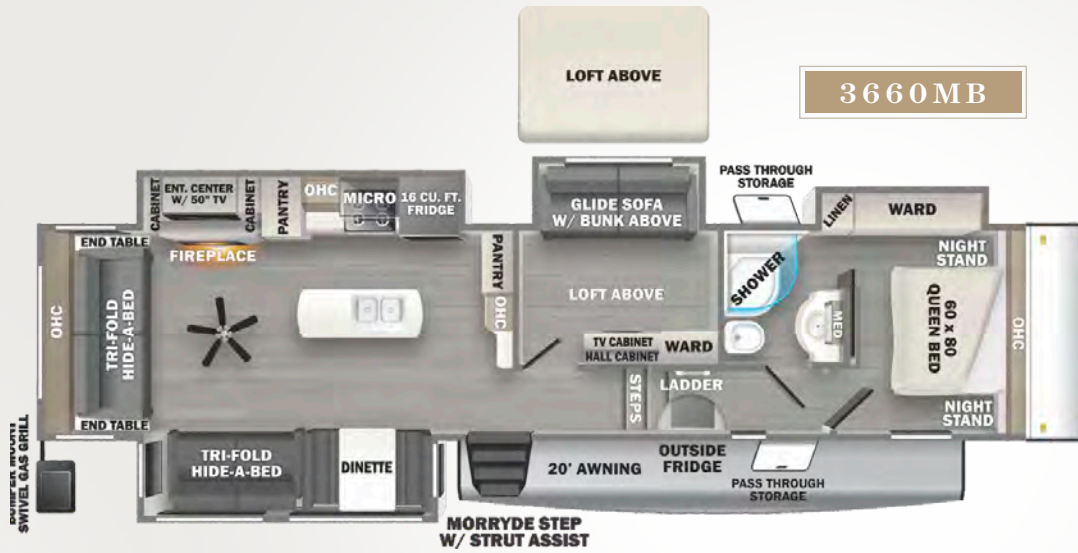
HITCH (LB.) **1,920** GVWR (LB.) **13,769** UVW (LB.) **10,769** CCC (LB.) **3,000**
 EXT. LENGTH **38' 3"** EXT. HEIGHT **13' 4"** EXT. WIDTH **96"**
 FRESH (GAL.) **50** GRAY (GAL.) **134** BLACK (GAL.) **104** AWNING SIZE **19'**

3440BH



HITCH (LB.) **2,075** GVWR (LB.) **14,075** UVW (LB.) **11,129** CCC (LB.) **2,946**
 EXT. LENGTH **40' 5"** EXT. HEIGHT **13' 4"** EXT. WIDTH **96"**
 FRESH (GAL.) **50** GRAY (GAL.) **104** BLACK (GAL.) **82** AWNING SIZE **19'**

3660MB

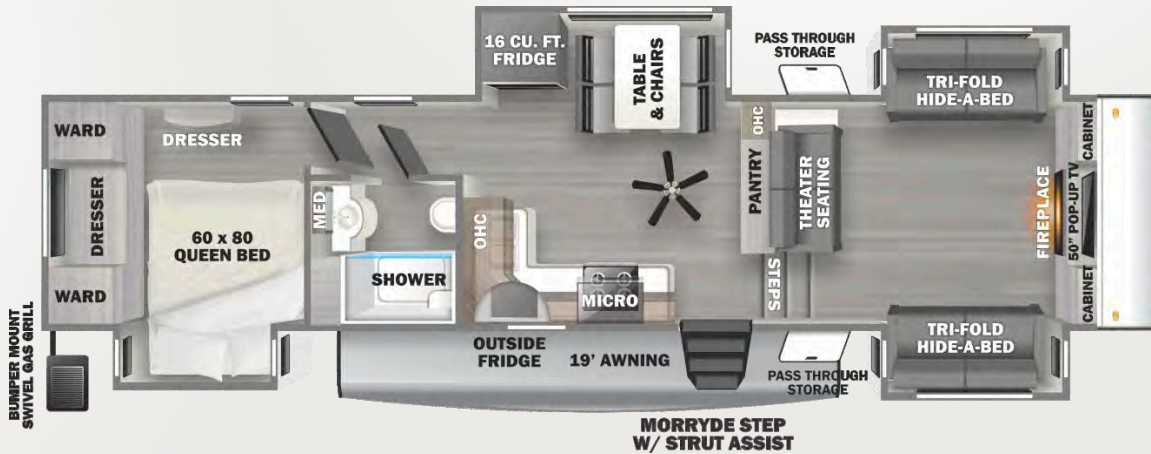


HITCH (LB.) 2,115 GVWR (LB.) 14,115 UVW (LB.) 11,659 CCC (LB.) 2,456

EXT. LENGTH 41' 4" EXT. HEIGHT 13' 4" EXT. WIDTH 96"

FRESH (GAL.) 50 GRAY (GAL.) 82 BLACK (GAL.) 52 AWNING SIZE 19'


3770FL



HITCH (LB.) 2,175 GVWR (LB.) 14,175 UVW (LB.) 11,554 CCC (LB.) 2,621

EXT. LENGTH 40' 7" EXT. HEIGHT 13' 4" EXT. WIDTH 96"

FRESH (GAL.) 50 GRAY (GAL.) 82 BLACK (GAL.) 52 AWNING SIZE 20'



SANDPIPER WARRANTY. OUR PROMISE.

FOR DETAILS ON SANDPIPER'S COMPLETE WARRANTY PROGRAM, SEE YOUR SANDPIPER DEALER. When it comes to backing products with the same quality and commitment it does when it begins the manufacturing process, the only name you have to remember when you're looking for a recreational vehicle is Sandpiper. Sandpiper offers the following additional limited warranties to the original purchasers. Consult written warranty for details.



PRE-DELIVERY INSPECTION FACILITY

20,000 square feet of quality assurance. The bare essentials for a premium product. This state-of-the-art facility gives immediate daily feedback to production for quality assurance in every unit built.



24/7 EMERGENCY ROADSIDE ASSISTANCE WITH VEHICLE PURCHASE*

TOWING	WINCH-OUT
JUMP-STARTS	MOBILE MECHANIC
TIRE CHANGES	TECHNICAL
FLUID DELIVERY	SUPPORT
LOCKOUT	DEALER LOCATOR
SERVICE	SERVICES



*VALID FOR 1 YEAR FROM DATE OF PURCHASE

CUSTOMER SATISFACTION



www.ForestRiverBuyLocal.com

FREE MEMBERSHIP
to Forest River Owners' Group

www.forestriverfrog.com



Learn More

Scan this barcode using a QR Reader on your smart phone to learn more about Forest River.



A Berkshire Hathaway company.

JOIN THE MOVEMENT



See what's happening on these media platforms
@SandpiperRVs

YOUR SANDPIPER DEALER

5547 CR. 1 ELKHART, INDIANA 46515

WWW.FORESTRIVERINC.COM/SANDPIPER | 574.389.4600

Specification Definitions :: GVWR (Gross Vehicle Weight Rating) - is the maximum permissible weight of the unit when fully loaded. It includes all weights, inclusive of all fluids, cargo, optional equipment and accessories. For safety and product performance do NOT exceed the GVWR. // **GAWR (Gross Axle Weight Rating)** - is the maximum permissible weight, including cargo, fluids, optional equipment and accessories that can be safely supported by a combination of all axles. // **UVW (Unloaded Vehicle Weight)** - is the typical weight of the unit as manufactured at the factory. It includes all weight at the unit's axle(s) and tongue or pin and LP Gas. The UVW does not include cargo, fresh potable water, additional optional equipment or dealer installed accessories. *Estimated average based on standard build optional equipment. // **CCC (Cargo Carrying Capacity)**** - is the amount of weight available for fresh potable water, cargo, additional optional equipment and accessories. CCC is equal to GVWR minus UVW. Available CCC should accommodate fresh potable water (8.3 lbs per gallon). Before filling the fresh water tank, empty the black and gray tanks to provide for more cargo capacity. ** Estimated average based on standard build optional equipment // Each Forest River RV is weighed at the manufacturing facility prior to shipping. A label identifying the unloaded vehicle weight of the actual unit and the cargo carrying capacity is applied to every Forest River RV prior to leaving our facilities. The load capacity of your unit is designated by weight, not by volume, so you cannot necessarily use all available space when loading your unit. // All information contained in this brochure is believed to be accurate at the time of publication. However, during the model year, it may be necessary to make revisions and Forest River, Inc., reserves the right to make all such changes without notice, including prices, colors, materials, equipment and specifications as well as the addition of new models and the discontinuance of models shown in this brochure. Therefore, please consult with your Forest River dealer and confirm the existence of any materials, design or specifications that are material to your purchase decision. Litho. U.S.A. FOR 1937 W-2022.05.02