



TRACER

LUXURY LOOK IN AN ULTRA-LIGHT TRAVEL TRAILER

WITH RESIDENTIAL FEEL AND NEW FLOOR PLANS



For the consumer who is looking for ultra-light weights, but doesn't want to sacrifice style, amenities, and comfort... we've designed the Tracer series travel trailers. The Tracer Ultra-Lite offers spacious layouts, plush residential furniture, and other high end features not typically seen in an ultra-lite trailer that is often thousands of pounds lighter than traditional travel trailers! The Tracer has raised the bar for comfort and luxury in an ultra-lite brand. In your next travel trailer, make **NO SACRIFICES!**

Light weight. Easy to tow. Loaded with features. No sacrifices!

TRACER

INTERIOR

- Black Solid Surface Countertop
- 60X80 Residential Queen
- Glass Shower Doors
- Stainless Steel Under mount Sink
- Electric Fireplace (28RES & 29RLS)
- 50 AMP Standard (27BHS, 28RES, 29RLS, 29QBD, 31BHD)
- One Control (Slides, Lights and Awning)

EXTERIOR

- Aerodynamic $\frac{3}{4}$ Fiberglass Cap W/ LED Lights
- Power Tongue and Stab Jacks
- Convenience Station
- Tire Pressure Monitoring System
- Aluminum Rims
- Large Slam Latch Compartment Door

TRACER_{LE}

INTERIOR

- Black Laminated Countertop
- 87" U-Shaped Booth Dinette
- Motion Lights
- King Surround Shower W/ Bench

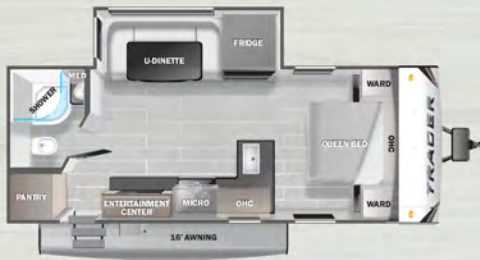
EXTERIOR

- Doggy D-Ring
- Marine Grade Exterior Speaker
- XL Grab Handle
- Large Electric LED Awning

TRACER & TRACER_{LE}

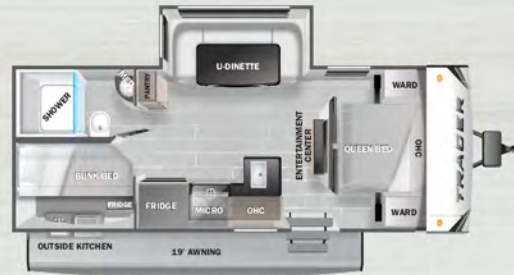
- All new Interior Color: Cabinetry, flooring, Furniture and a Custom Backsplash
- Heated and Enclosed 30K BTU Furnace
- 14.5K Ducted Air Conditioning (Standard)
- Furrion Kitchen Collection
- Bluetooth, HDMI Sound bar
- Safety Chain Holder
- 7-way Plug Holder
- 2-20LB LP Tanks
- Fully Walkable Roof
- Eternabond Construction

TRACER



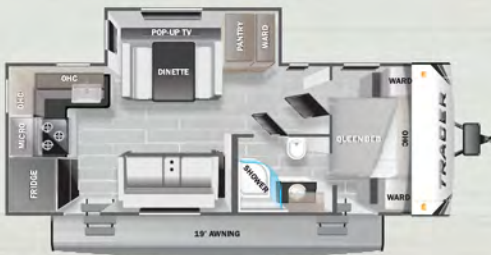
22RBS **New**

- Rear Bath
- Abundant Counter top Space
- Outside Kitchen



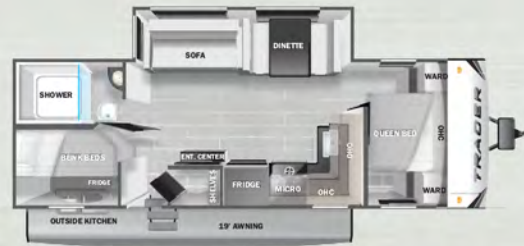
24DBS

- Double over Double Bunks
- King Surround Shower
- 87" U shape Dinette



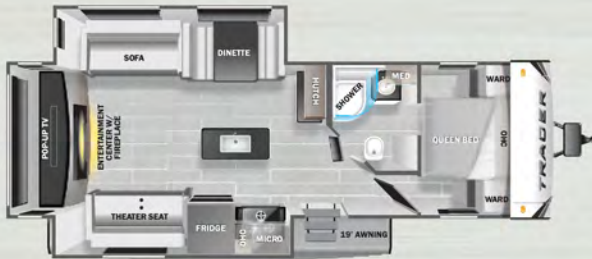
24RKS

- Rear Kitchen
- Pop up TV
- Large Pantry



27BHS

- Double over Double Bunks
- 60X80 Residential Queen Bed
- Outside Kitchen



28RES **New**

- Rear Entertainment
- Pop Up TV
- Electric Fireplace



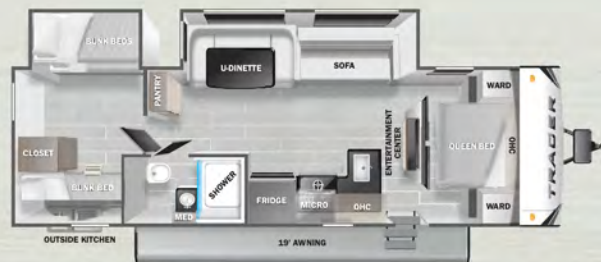
29QBD

- Quad Bunks
- Sleeps 10
- Outside Kitchen



29RLS **New**

- Rear Living
- Kitchen Island
- Electric Fireplace



31BHD


- Bunkhouse
- King Surround Shower
- Outside Kitchen

TRACER^{LE}



190RBSLE

- Rear Bath
- 87" U-Shaped Dinette
- King Surround Shower



200BHSLE New

- Double over Double Non-Slide Bunkhouse
- King Surround Shower
- Booth Dinette



260BHSLE

- Double over Double Bunkhouse
- Large Living Area
- King Surround Shower

TRACER

MODEL	WEIGHT	CARRYING CAPACITY	HITCH WEIGHT	FRESH WATER	WASTE WATER	GRAY WATER	LPG	LENGTH	WIDTH	HEIGHT	AWNING
22RBS	5148	2362	2362	42	34	34	40	26' 9"	8'	10' 7"	16'
24DBS	5248	2381	2381	42	34	34	40	27' 11"	8'	10' 7"	19'
24RKS	5338	2212	2212	42	34	68	40	28' 11"	8'	10' 7"	19'
27BHS	5888	1714	1714	42	34	68	40	31' 5"	8'	10' 7"	19'
28RES	6828	2660	2660	42	34	34	40	32' 11"	8'	10' 7"	19'
29QBD	6888	1367	1367	42	34	34	40	34' 6"	8'	10' 7"	19'
29RLS	7088	2448	2448	42	34	34	40	33' 11"	8'	10' 9"	19'
31BHD	6298	1337	1337	42	34	30	40	34' 6"	8'	10' 7"	19'

TRACER^{LE}

MODEL	WEIGHT	CARRYING CAPACITY	HITCH WEIGHT	FRESH WATER	WASTE WATER	GRAY WATER	LPG	LENGTH	WIDTH	HEIGHT	AWNING
190RBSLE	4058	3427	485	42	34	34	40	22' 2"	8'	10' 7"	12' 6"
200BHSLE	4128	3322	450	42	34	34	40	24' 11"	8'	10' 7"	17'
260BHSLE	5156	2519	675	42	34	34	40	29' 11"	8'	10' 7"	19'



ETERNABOND CONSTRUCTION

- Full aluminum double welded wall structure
- Full aluminum double welded floor structure
- Fully laminated sidewall
- Fully laminated rear wall
- Fully laminated slide roof
- Fully laminated slide end walls
- Wood stuffed tubes for maximum screw retention
- Electro-galvanized backers in sidewall
- Large aluminum slide out headers



EternaBond® is a one-step sealant tape for virtually all roof types and roof accessories, from commercial building roofs to RVs and cargo trailers. It creates a water- and air-tight barrier that eliminates moisture without additional sealants. || Featuring MicroSealant® Technology, EternaBond tape is a 100% solids formulation of synthetic resins, thermoplastics and non-curing rubber with a built-in primer. It is bonded to a UV-stable backing. The adhesive coating is protected by a silicone release liner, to be removed prior to application.



PRE-DELIVERY INSPECTION FACILITY


20,000 square feet of quality assurance. The bare essentials for a premium product. This state-of-the-art facility gives immediate daily feedback to production for quality assurance in every unit built.



www.ForestRiverBuyLocal.com

Download our Forest River mobile app or visit our dynamic online manual to enhance your ownership experience. These interactive options provide incredible ease and insight into use, maintenance and enjoyment of your Forest River product.

Ranging from "How-To" videos, pictures and illustrations of various components, systems and features, to fully searchable content and downloadable PDFs for individual component owner's manuals, answers are always just a click away. View the online manual at www.forestriverinc.com/OnlineManual or download our FREE app from the App Store or Google Play!



GVWR (Gross Vehicle Weight Rating) - is the maximum permissible weight of the unit when fully loaded. It includes all weights, inclusive of all fluids, cargo, optional equipment and accessories. For safety and product performance do NOT exceed the GVWR.

GAWR (Gross Axle Weight Rating) - is the maximum permissible weight, including cargo, fluids, optional equipment and accessories that can be safely supported by a combination of all axles.

UVW (Unloaded Vehicle Weight)* - is the typical weight of the unit as manufactured at the factory. It includes all weight at the unit's axle(s) and tongue or pin and LP Gas. The UVW does not include cargo, fresh potable water, additional optional equipment or dealer installed accessories.

CCC (Cargo Carrying Capacity)** - is the amount of weight available for fresh potable water, cargo, additional optional equipment and accessories. CCC is equal to GVWR minus UVW. Available CCC should accommodate fresh potable water (8.3 lbs per gallon). Before filling the fresh water tank, empty black and gray tanks for more cargo capacity.

*Estimated Average based on standard build optional equipment. ** Estimated average based on standard build optional equipment. Values estimated at time of printing.

Each Forest River RV is weighed at the manufacturing facility prior to shipping. A label identifying the unloaded vehicle weight of the actual unit and the cargo carrying capacity is applied to every Forest River RV prior to leaving our facilities. The load capacity of your unit is designated by weight, not by volume, so you cannot necessarily use all available space when loading your unit.

All information contained in this brochure is believed to be accurate at the time of publication. However, during the model year, it may be necessary to make revisions and Forest River, Inc., reserves the right to make all such changes without notice, including prices, colors, materials, equipment and specifications as well as the addition of new models and the discontinuance of models shown in this brochure. Therefore, please consult with your Forest River, Inc., dealer and confirm the existence of any materials, design or specifications that are material to your purchase decision. ©2020 Wildcat, a division of Forest River Inc., a Berkshire Hathaway company.

FREE MEMBERSHIP
to Forest River Owners' Group

www.forestriverfrog.com



**24/7 EMERGENCY
ROADSIDE ASSISTANCE
WITH VEHICLE PURCHASE***

TOWING
JUMP-STARTS
TIRE CHANGES
FLUID DELIVERY
LOCKOUT
SERVICE

WINCH-OUT
MOBILE MECHANIC
TECHNICAL
SUPPORT
DEALER LOCATOR
SERVICES



*VALID FOR 1 YEAR FROM DATE OF PURCHASE

