

SANDPIPER



DESTINATION TRAILERS BY FOREST RIVER



399LOFT

SANDPIPER DESTINATION TRAILERS

Our Destination trailers are perfect for anyone looking to make the most of a permanent site. With solid surface countertops, residential oven and refrigerator, full walk-in shower, and washer and dryer prep, our units come prepared for everyone. Our unique floorplans allow you to make the most of your view, with living spaces and dens in either the front or back to view mother nature.



420FL



420FL



BUILT TO LAST.

The Sandpiper is built to last using only the best materials to ensure that your coach is in it for the long haul. Careful engineering, well-appointed craftsmanship and an uncompromising sense of pride go into every Destination that we produce. Rest assured that your Sandpiper is built for luxury living.

- A** Rolled Aluminum Side Skirting
- B** Tinted Safety Glass Windows (80%)
- C** Dicor Color Matched Seamless Roof (20-yr. Warranty)
- D** Ducted 15K BTU Air Conditioning System (Prepped for 2nd AC)
- E** Lippert® Auto Adjust Brakes
- F** Laminated Vacuum Bonded Aluminum Sidewalls
- G** Radiused Entry Steps
- H** 16" E-rated Radial Tires (Standard)
- I** 2" Block Foam Insulation
- J** 3/8" Roof Decking (Full Walk-on Roof)
- K** 5/8" Tongue & Groove Plywood Flooring
- L** Underbelly Armor Full Length Underbelly Protection

SANDPIPER DESTINATION

STANDARDS & OPTIONS

EXTERIOR FEATURES

Gel coated color matched exterior fiberglass
Detachable hitch
Enclosed and heated dump valves
Large tinted windows with 80/20 UV prohibiter
Lippert auto adjust brakes
Radius triple steps with 9" riser (no pinched fingers)
Underbelly Armor
Electric awning with LED light strip
16" Radial tires
Automotive-style fender skirts
Hitch light
Porch light with interior switch
30 lb. double LP tanks with auto change over
2 exterior speakers
Rain gutters with extra long drip spouts (prevents black streaking)
Exterior folding grab handle
60" Dual pane patio door, tinted

INTERIOR FEATURES

99" interior height with 6'4" slide heights
Memory foam mattress
Residential stain resistant carpet
Rustic Plank pattern linoleum
Two color coordinated interiors (Cocoa, Pearl)
Full extension ball bearing drawer glides
Stainless steel under mounted kitchen sink
4 Burner high output stainless free standing range
Washer/dryer prep
Handmade cabinetry with screwed lumber core stile construction

Solid surface kitchen counter tops
Recessed residential LED lighting throughout
Colored shower surround with etched tile pattern
Upgraded adjustable shower head with shelves
Accent lighting over dinette
Walk-in shower (select models)
Crown molding over kitchen cabinets
Extra large picture windows throughout
Vented side windows in slide outs
TV antenna with booster
Solid wood drawer fronts with birch sides
Upgraded raised panel cabinet doors with designer rails
Bedroom slide out fascia
22 cu. ft. stainless steel refrigerator
Stainless steel kitchen package
50" flatscreen TV
Residential carpeting
Trash receptacle in kitchen
Ceiling fan in living room
Hide-a-bed sofa with tri-fold
Designer window treatment accented per decor

APPLIANCES / SYSTEMS

Ducted 15K A/C
Interior thermostat for heating and cooling
Flush floor hydraulic slide outs (per floorplan)
Satellite and cable hookup with RG-6 cable for high quality picture
Porcelain foot flush toilet
Full coach water filtration system
10 Gal. DSI water heater
65 Amp converter

CONSTRUCTION

Welded aluminum-framed, vacuum bonded laminated superstructure
2" x 3" floor joists 12" on center
5/8" tongue & groove plywood floor decking
3/8" roof decking (full walk-on roof)
Cambered powder coated frame with rust prohibiter
Underbelly Armor
5" truss roof rafters
R-10 sidewall construction

FOR YOUR SAFETY

Smoke alarm
Fire extinguisher
Breakaway switch (battery hook-up required)
Dead-bolt lock on entry door
Liquid propane (LP) gas detector
Fire escape windows

POPULAR OPTIONS

Second 15K A/C
Maxx Air fan w/rain sensor
12V Ceiling fan w/wall switch in bedroom (N/A 399LOFT)
Heated holding tanks (12v)
Stab jacks (4)
Roof ladder
Slide room awnings (all slides)
Non self contained (no holding tanks w/house type toilet)
Central vacuum

POLAR TECH PACKAGE (OPTIONAL)

Thermal pane windows
Heated holding tanks
40K BTU furnace

PLATINUM PACKAGE

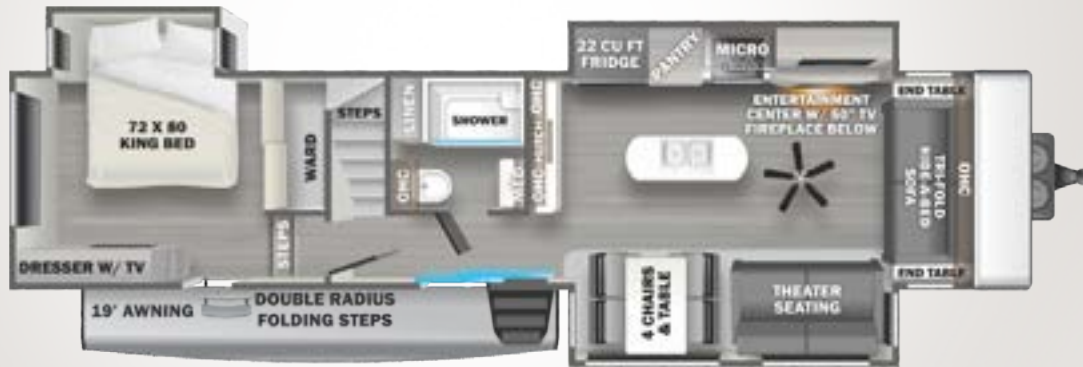
Premium Corian® solid surface kitchen counter tops
Maxx Air Fan in kitchen and bathroom
Roller shades throughout
4 Burner high output stainless free standing range
King WiFi extender system
Detachable hitch

SANDPIPER DESTINATION SIGNATURE PACKAGE (STANDARD)

LED lighting throughout
King Memory Foam Mattress (where available)
Electric awning w/LED light strip
Stainless steel kitchen package
Ducted 15K BTU air conditioner
Ceiling fan in living room
50 amp service
Gel coated fiberglass exterior
10 gal. G/E water heater w/DSI
Residential pullout kitchen faucet
22 cu. ft. stainless steel refrigerator
Tinted dual paned patio door
50" flat screen TV
Premium soundbar with DVD player
Washer / dryer prep
Power fan in bathroom
Tri-fold hide-a-bed sofa
Wood plank pattern linoleum

SANDPIPER DESTINATION TRAILER FLOOR PLANS

399LOFT



HITCH (LB.) 1,619 GVWR (LB.) 13,619 UVW (LB.) 10,939 CCC (LB.) 2,680
EXT. LENGTH 40' 11" EXT. HEIGHT 13' 4" EXT. WIDTH 96"
FRESH (GAL.) 50 GRAY (GAL.) 104 BLACK (GAL.) 52 AWNING SIZE 19'

HITCH (LB.) 1,841 GVWR (LB.) 13,841 UVW (LB.)
EXT. LENGTH 42' 4" EXT. HEIGHT 13' 4"
FRESH (GAL.) 50 GRAY (GAL.) 156 BLACK (GAL.)


403RD



HITCH (LB.) 1,268 GVWR (LB.) 13,268 UVW (LB.) 11,009 CCC (LB.) 2,259
EXT. LENGTH 39' 0" EXT. HEIGHT 13' 4" EXT. WIDTH 96"
FRESH (GAL.) 50 GRAY (GAL.) 104 BLACK (GAL.) 52 AWNING SIZE 20'

HITCH (LB.) 2,005 GVWR (LB.) 14,000 UVW (LB.)
EXT. LENGTH 41' 8" EXT. HEIGHT 13' 4"
FRESH (GAL.) 50 GRAY (GAL.) 104 BLACK (GAL.)

401FLX




10,830 CCC (LB.) 3,011
 EXT. WIDTH 96"
 52 AWNING SIZE 19'

402FK



HITCH (LB.) 1,380 GVWR (LB.) 13,380 UVW (LB.) 10,884 CCC (LB.) 2,496
 EXT. LENGTH 40' 7" EXT. HEIGHT 13' 4" EXT. WIDTH 96"
 FRESH (GAL.) 50 GRAY (GAL.) 156 BLACK (GAL.) 52 AWNING SIZE 19'

420FL



11,744 CCC (LB.) 2,256
 EXT. WIDTH 96"
 52 AWNING SIZE 21'




SANDPIPER WARRANTY. OUR PROMISE.

FOR DETAILS ON SANDPIPER'S COMPLETE WARRANTY PROGRAM, SEE YOUR SANDPIPER DEALER. When it comes to backing products with the same quality and commitment it does when it begins the manufacturing process, the only name you have to remember when you're looking for a recreational vehicle is Sandpiper. Sandpiper offers the following additional limited warranties to the original purchasers. Consult written warranty for details.



PRE-DELIVERY INSPECTION FACILITY

20,000 square feet of quality assurance. The bare essentials for a premium product. This state-of-the-art facility gives immediate daily feedback to production for quality assurance in every unit built.



24/7 EMERGENCY ROADSIDE ASSISTANCE WITH VEHICLE PURCHASE*

TOWING
JUMP-STARTS
TIRE CHANGES
FLUID DELIVERY
LOCKOUT
SERVICE

WINCH-OUT
MOBILE MECHANIC
TECHNICAL
SUPPORT
DEALER LOCATOR
SERVICES



*VALID FOR 1 YEAR FROM DATE OF PURCHASE

CUSTOMER SATISFACTION



www.ForestRiverBuyLocal.com

FREE MEMBERSHIP
to Forest River Owners' Group

www.forestriverfrog.com



Learn More

Scan this barcode using a QR Reader on your smart phone to learn more about Forest River.



A Berkshire Hathaway company.

JOIN THE MOVEMENT



See what's happening on these media platforms
@SandpiperRVs

YOUR SANDPIPER DEALER

5547 CR. 1 ELKHART, INDIANA 46515

WWW.FORESTRIVERINC.COM/SANDPIPER | 574.389.4600

Specification Definitions: // **GVWR (Gross Vehicle Weight Rating)** - is the maximum permissible weight of the unit when fully loaded. It includes all weights, inclusive of all fluids, cargo, optional equipment and accessories. For safety and product performance do NOT exceed the GVWR. // **GAWR (Gross Axle Weight Rating)** - is the maximum permissible weight, including cargo, fluids, optional equipment and accessories that can be safely supported by a combination of all axles. // **UVW (Unloaded Vehicle Weight)** - is the typical weight of the unit as manufactured at the factory. It includes all weight at the unit's axle(s) and tongue or pin and LP Gas. The UVW does not include cargo, fresh potable water, additional optional equipment or dealer installed accessories. *Estimated average based on standard build optional equipment. // **CCC (Cargo Carrying Capacity)**** - is the amount of weight available for fresh potable water, cargo, additional optional equipment and accessories. CCC is equal to GVWR minus UVW. Available CCC should accommodate fresh potable water (8.3 lbs per gallon). Before filling the fresh water tank, empty the black and gray tanks to provide for more cargo capacity. ** Estimated average based on standard build optional equipment // Each Forest River RV is weighed at the manufacturing facility prior to shipping. A label identifying the unloaded vehicle weight of the actual unit and the cargo carrying capacity is applied to every Forest River RV prior to leaving our facilities. The load capacity of your unit is designated by weight, not by volume, so you cannot necessarily use all available space when loading your unit. // All information contained in this brochure is believed to be accurate at the time of publication. However, during the model year, it may be necessary to make revisions and Forest River, Inc. reserves the right to make all such changes without notice, including prices, colors, materials, equipment and specifications as well as the addition of new models and the discontinuance of models shown in this brochure. Therefore, please consult with your Forest River dealer and confirm the existence of any materials, design or specifications that are material to your purchase decision. Litho. U.S.A. FOR 1938 P&W: 2021.12.21