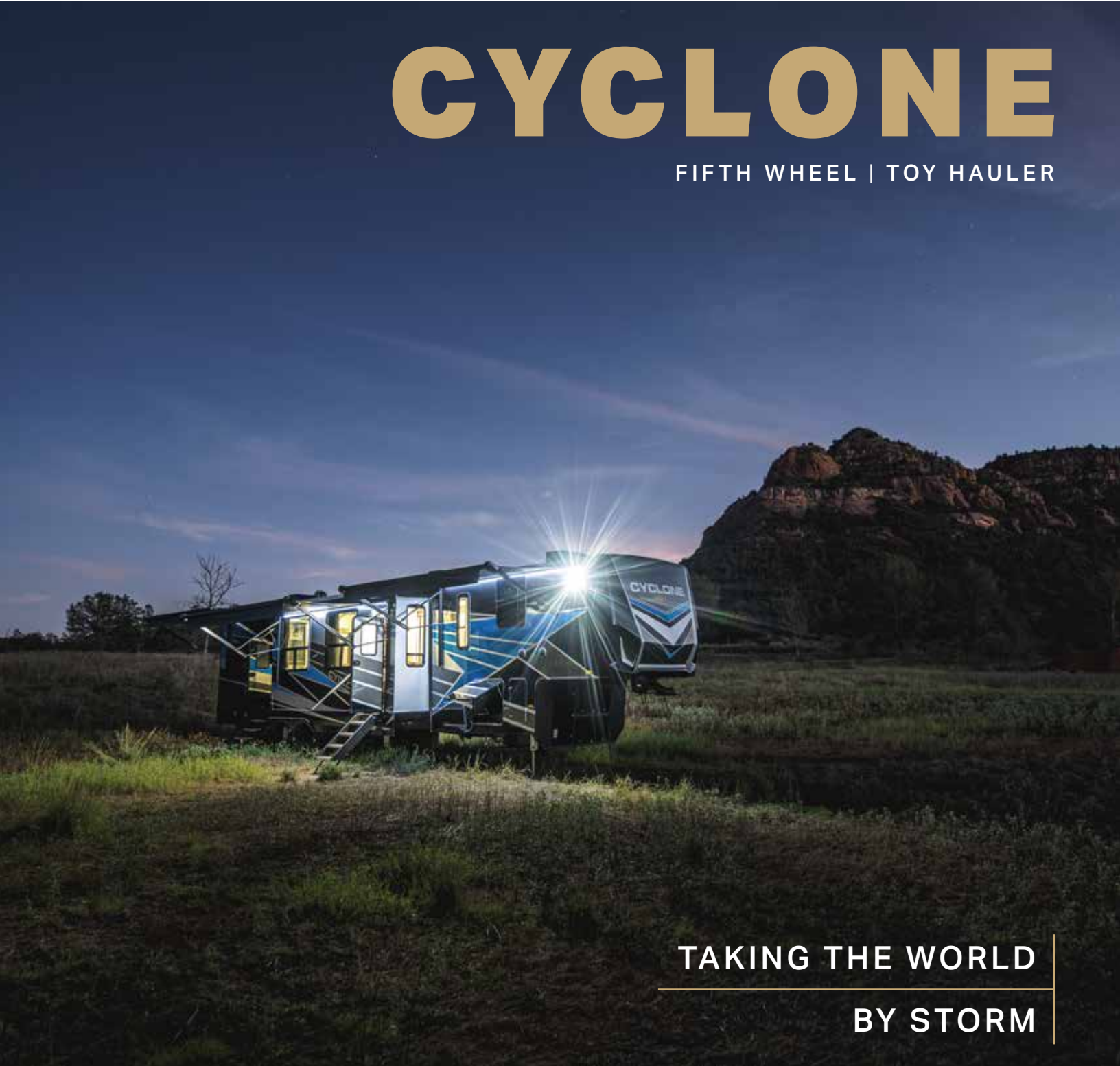




# CYCLONE

FIFTH WHEEL | TOY HAULER



TAKING THE WORLD

BY STORM

2023

## CYCLONE | TOP FEATURES

- 1 | Stor-More** - Patented three-sided access to basement with 30% more capacity.
- 2 | Grill and Go** - 25" residential three burning grill/griddle combo.
- 3 | Easy Reel Power Cord** - Set up and tear down is now even faster with this space saving cord.
- 4 | Haul More!** - Industry's leading 21k GVRW on all triple axles and 17K GVRW on all double axles.
- 5 | Step Caddy** - Folding patio step holder allowing more garage space.



- 6 | Flush Floor Bedroom Suite** - Tilting king bed offering 30% more floor space.
- 7 | Secure Your Belongings** - High strength aluminum multipurpose 5,000 lbs tie downs.
- 8 | Culinary Kitchen Work Space** - Most countertop space in class along with residential microwave and 24" stand alone oven.
- 9 | Spa-like Shower Experience** - Luxury multiport shower sprayer
- 10 | Go Further Longer** - Dry camp longer with the industry's largest fresh water tanks.



For more information and to take a virtual walk-through, visit [www.heartlandrvs.com](http://www.heartlandrvs.com)



**CYCLONE | FLOOR PLANS**



**3511**

**LENGTH** 39'11" | **HEIGHT** 13'3" | **HITCH** 3,316LBS  
**DRY** 14,176LBS | **GVWR** 17,000LBS | **SLEEP CAPACITY** 7-8



**3713**

**LENGTH** 44'7" | **HEIGHT** 13'3" | **HITCH** 3,370LBS  
**DRY** 14,655LBS | **GVWR** 17,000LBS | **SLEEP CAPACITY** 7-8



**3714**

**LENGTH** 42' 10 1/2" | **HEIGHT** 13'3" | **HITCH** 3,638  
**DRY** 14,582 | **GVWR** 17,638LBS | **SLEEP CAPACITY** 7-8



**4006**

**LENGTH** 45'2 1/2" | **HEIGHT** 13'3" | **HITCH** 3,240LBS  
**DRY** 16,844LBS | **GVWR** 21,000LBS | **SLEEP CAPACITY** 7-8



**4007**

**LENGTH** 44'8" | **HEIGHT** 13'3" | **HITCH** 3,665LBS  
**DRY** 16,620LBS | **GVWR** 21,000LBS | **SLEEP CAPACITY** 7-8



**4014C**

**LENGTH** 46'7" | **HEIGHT** 13'3" | **HITCH** 3,820LBS.  
**DRY** 16,302LBS | **GVWR** 21,000LBS | **SLEEP CAPACITY** 7-8



**4118**

**LENGTH** TBD | **HEIGHT** 13'3" | **HITCH** TBD LBS  
**DRY** TBD LBS | **GVWR** 21,000LBS | **SLEEP CAPACITY** 7-8



**4270**

**LENGTH** 44'8" | **HEIGHT** 13'3" | **HITCH** 3,810LBS  
**DRY** 17,455LBS | **GVWR** 21,000LBS | **SLEEP CAPACITY** 7-8

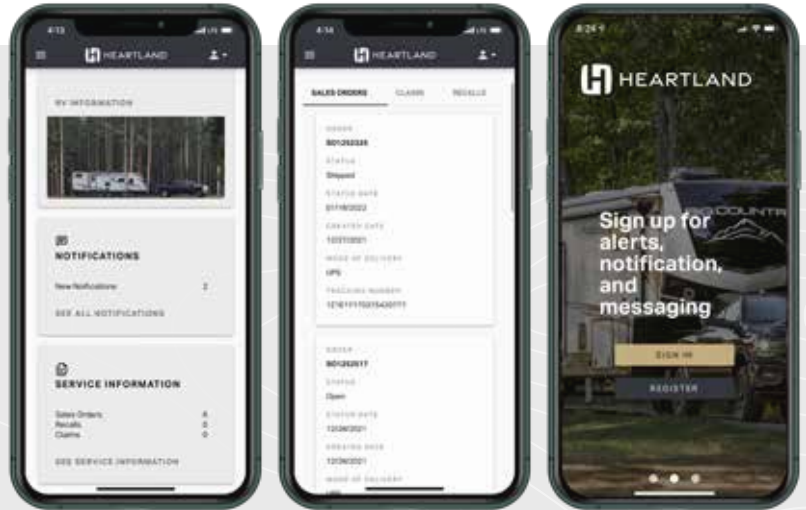
# HEARTLAND EXCLUSIVES

## MYHEARTLANDRV

MANAGE YOUR RV

Our new mobile app, MyHeartland RV, allows Heartland owners to store their RV information, monitor warranty statuses, and access how-to videos and camping checklists on the go.

Available for download today.




## INTRODUCING SÖL

POWERED BY THE SUN

All Heartland RVs come standard with SOL – Powered by the Sun. With three solar options to choose from, you can have a solar package that supplements your typical energy use, or go for a higher tier that powers your RV when you camp off-grid.

Learn more at [www.heartlandrvs.com/solar](http://www.heartlandrvs.com/solar)



Your authorized Heartland dealer:

Product information is as accurate as possible as of the date of publication. Due to Heartland's commitment to continuous product improvement, floor plans, materials, components, features, measurements, specifications, options, etc. are subject to change at any time without notice or obligation. In certain conditions, some additional equipment may be needed. Photos may show optional equipment or props used for photography purposes only. Heartland has listed the approximate base weight of the trailer without the optional equipment included. Optional equipment will impact the weight of the trailer. Please locate the weight sticker attached to the trailer you are considering for the most accurate trailer weight. Tow Vehicle Caution: Owners of Heartland recreational vehicles are solely responsible for the selection and proper use of tow vehicles. All customers should consult with the motor vehicle manufacturer or their dealer concerning the purchase and use of suitable tow vehicles for Heartland products. Heartland disclaims any liability or damages suffered as a result of the selection, operation, use, or misuse of a tow vehicle. Heartland's limited warranty does not cover damage to the recreational vehicle or the tow vehicle as a result of the selection of the tow vehicle. Overall length for a Fifth Wheels is defined as the body length of the trailer excluding hitch meaning bumper to the cap. The overall length for a Travel Trailer is defined as the body length of the trailer including hitch, meaning bumper to hitch (pin) It does not include the rear ladder of the spare tire. Optional pin boxes will affect overall length. REV 01/23

