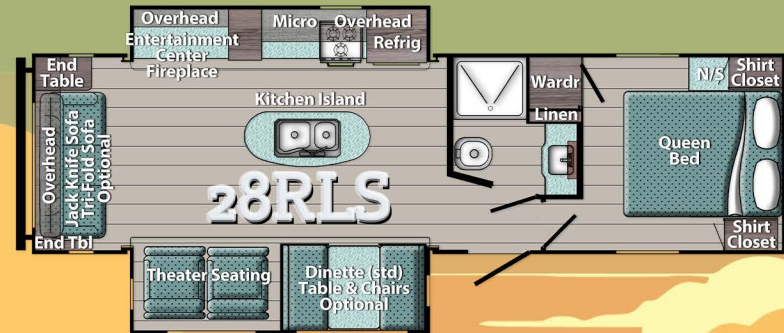
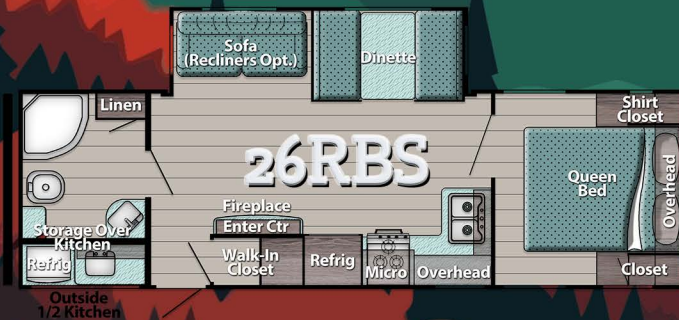
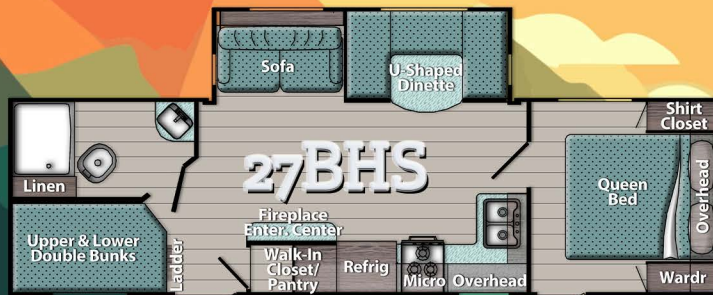



# Yellowstone

## RANCH★EDITION

By 



### Specifications

	26RBS	27BHS	28RLS	29RKS	30DBS
Length	30'5"	32'3"	33'7"	34'1"	36'5"
Width	8'	8'	8'	8'	8'
Ext. Height w/AC	11'3"	11'3"	11'5"	11'3"	11'7"
Interior Height	6'8"	6'8"	6'8"	6'8"	8'3"
Dry Weight	6,290	5,680	7,390	6,000	8,050
Hitch Weight	650	750	940	1,010	980
Net Carry Cap.	3,160	3,870	2,350	3,810	1,730
Fresh Water	35	35	23	35	35
Grey Tank	67	67	33	66	33
Black Tank	33	33	33	33	33
Furnace BTUs	25,000	25,000	20,000	30,000	30,000
Water Heater	Tankless	Tankless	Tankless	Tankless	Tankless
LP Tank lbs.	2 X 20	2 X 20	2 X 20	2 X 20	2 X 20

Specifications are approximate and subject to change.  
For actual weights, check weight sticker in each unit.



## Standard Features

### Interior

- Handcrafted Cabinetry
- High-Performance Vinyl Flooring throughout
- Easy-Care Designer Wall and Ceiling Vinyl

### Heating & Cooling

- 2x20 lb. LP Tanks w/Auto Change & Cover
- 13,500 BTU Ducted Roof Air Conditioner
- Gas Furnace w/In-Floor Heat Ducts

### Safety & Miscellaneous

- Safety Chains
- Wall-Mount Fire Extinguisher
- Smoke Detector
- Combined CO/LP Detector
- Radial Tires
- Triple Entry Step(s)
- Radius Skirt Metal & Fender Skirts
- Patio Awning (size varies per model)

### Exterior

- Lighted Storage Area
- Matching Fender Skirt (N/A some models)
- Power Slide Out or Double Slide Out (see floor plans for specifics)
- 1/2 Outside Kitchen (266RBS)
- Full Outside Kitchen (323TBR)
- Dog leash/bottle opener

### Bath

- Foot-Flush Toilet
- Shower Curtain
- Power Bath Vent
- Wood Medicine Cabinet w/Mirror
- Skylight

### Furnishings

- Wall Mirror (some models)
- 44" Booth Dinette or U-Shaped Dinette (see floor plans for specifics)
- Jack Knife Sofa w/magnetic stoarge struts
- Queen Bed w/Under-Bed Storage
- Custom Queen Bedspring
- 60" x 74" Mattress
- Bunk Mattresses for Bunks (bunk models)
- King bed (302SBW, 303RLI, 33DBDB, 36FRSG, 39RESE)

### Appliances

- Tank Monitor Panel
- Fresh Water Tank & Pump
- Water Heater Bypass Valve
- 3-Burner Gas Range w/Superburner & Oven
- Power Range Hood w/Light
- Microwave Oven

### Windows & Doors

- Radius Safety Glass Tinted Windows
- Mini Blinds for Windows (N/A in bunk areas)
- Designer Window Treatments
- Radius Entry Door w/Deadbolt Lock

### Electrical

- Cable TV Hookup
- TV Antenna w/Amp Boost
- 12V Antenna-Ready Jacks (int. & ext.)
- Stereo-Ready w/4 Speakers & Antenna
- Exterior Service Lights (LP Tanks, Patio)
- 30 Amp Service w/45 Amp Converter w/Charger

## Supreme Package (Included, required)

- Electric Hitch Jack
- Electric Awning w/LED Exterior Awning Lights
- Radiant LED Interior Lighting Package
- WiFi Ready
- Stainless Steel Microwave & Range
- Soffit in Main Slide w/Lights
- (4) Stabilizer Jacks
- Pleated Shades
- 10.7 cu. ft. 12V Refrigerator
- Tankless Water Heater
- Tub Surround
- Outside Shower
- Pressed Countertops w/ Under Mount Sink
- Multiple USB Ports
- Pot & Pan Drawer
- Swing Away Grab Handle - Main Door
- Pull-Out Kitchen Faucet in Slate Black
- Back up Camera Prep
- Solar Prep
- Bigger Slide Windows
- Upgraded Valances
- Upgraded Graphics
- Black Tank Flush
- Battery Disconnect Switch
- Sofa Bolsters (Jack Knife Sofa Only)
- 30" Friction Hinge Entry Door w/Frosted Glass Window & Deadbolt Lock
- Solid Entry Step
- 4 1/4" X 1/4" Steel Header in Main Slide
- Gulf Stream Coach Unibody Construction
- Designer Backsplash
- Bath Skylight
- Electric Fireplace/Heater
- Ducted Air Conditioning
- Heated & Enclosed Underbelly
- Pressed Bathroom Countertop
- Upgraded Bath & Shower Faucet
- Magnetic Baggage Door Latches
- Farm Kitchen Sink (N/A 266RBS, 276BHS, 285DBS, 33DBDB)
- Micro-Laminated Header

## Popular Options

- Spare Tire
- Tri-Fold Hide-A-Bed
- 15,000 BTU Air Conditioner
- 50 Amp Service w/Prep for 2nd A/C (288ISL & Larger)
- Sun Room Table & Chairs
- 2nd 15,000 BTU Air Conditioner
- 2 Door 6 cu. ft. Gas/Elec Refrig in place of 10.7 cu. ft.
- Theater Seating
- Kids Kube (323TBR)
- Electric Stabilizer Jacks
- 2nd Swing-Away Grab Handle
- Rear Ladder
- Aluminum Wheels
- Quad Bunk or Queen Bed in Front (36FRSG)
- 50 Amp Service w/Wash/Dryer & 2nd A/C Prep (33DBDB/36FRSG)
- Fiberglass Exterior Walls



**Scan the QR code  
for images,  
video, and  
specifications**

## Relax - You're Covered! With Our Exclusive Three-Year Limited Structural Warranty

In addition to a standard one-year warranty against defects in materials and/or workmanship in construction and original components under normal use, our exclusive Gulf Stream Coach Warranty gives the original owner THREE YEARS of coverage on key structural components (sidewalls, front and rear walls, roof, and floor) of your new travel trailer.

In addition, extended protection is offered by many manufacturers that supply components for our trailers, including the refrigerator, antenna, furnace, water heater, air conditioner, awning, range, microwave, and more. See the complete warranty statement for details.

Specifications, materials, & features are subject to change without notice. Not responsible for typographical errors. Visit [www.gulfstreamcoach.com](http://www.gulfstreamcoach.com) or contact your dealer for more information.  
© 2023 Gulf Stream Coach, Inc., Nappanee IN USA. #SPR122023.



**Multi-Year Winner,  
RVDA Quality Circle Award**  
for industry-leading quality, sales,  
warranty, service, and parts



**QUALITY • VALUE • INNOVATION**

[www.gulfstreamcoach.com](http://www.gulfstreamcoach.com)

503 South Oakland Avenue, Nappanee, IN

Your Gulf Stream Coach Dealer: