



The **FTZ Gooseneck Flatdeck Trailer** is the ultimate **heavy-duty straight deck solution** built for serious haulers, **with a 102" wide deck, 34" deck height, and lengths from 20' to 44'**. Rated up to 22,400 lbs GVWR, it features a 12" I-Beam frame, tandem 7k-10k axles, and 8' HD slide-in ramps. With a Mega Toolbox, DOT LED lights, and Winch-Ready neck, **this trailer delivers unmatched strength and versatility.**

## STANDARD FEATURES

### TRAILER SPECS:

#### DIMENSIONS:

AVAILABLE LENGTHS:	20', 22', 24', 26', 28', 30', 32', 34', 36', 38', 40', 42', 44'
DECK WIDTH:	102"
DECK HEIGHT:	34"

#### WEIGHT RATING:

AXLE COUNT:	2
GAWR:	7,000 lbs, 8,000 lbs, 10,000 lbs
GVWR:	15,700 lbs, 17,900 lbs, 22,400 lbs

#### FINISH:

PAINT TYPE:	Powdercoat
PREP:	Steel Grit Blasted
COLORS:	Military Green, Desert Tan, Flame Orange, Midnight Black, Spectra Yellow, Blue Horizon, Lime Green, Ash Grey, True Red, Pearl White, Cloud Grey, Navy Blue, Sunset Orange

#### WARRANTY:

AXLE WARRANTY:	6 Year Lippert Spring Axle Warranty
TRAILER WARRANTY:	Three (3) Year Frame One (1) Year Parts Warranty



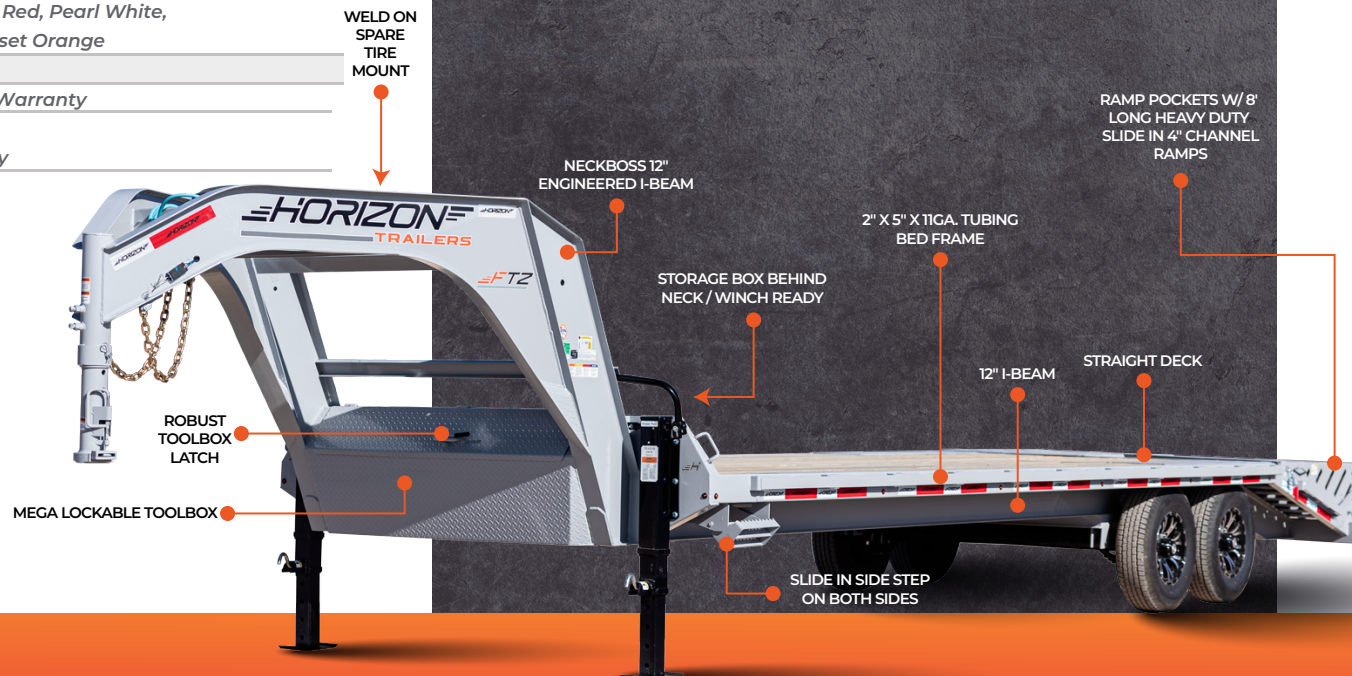
**EVERY. DETAIL. MATTERS.**

## FLATDECK TRAILER HORIZON

### GOOSENECK

LENGTHS:	20' - 44'
DECK WIDTH:	102"
DECK HEIGHT:	34"
AXLE COUNT:	2
AXLE RATING:	7k, 8k, 10k
GVWR:	15,700 - 22,400 lbs

20'-44'	15.7K-22.4K	12"
LENGTHS	GVWR RANGE OPTIONS	I-BEAM FRAME



NOTE: Image shown may include optional features not standard to the model.

## TONGUE:

### TONGUE:

15.2K - 17K GVWR TONGUE:	Neckboss 10" Engineered I-Beam
21K GVWR TONGUE:	Neckboss 12" Engineered I-Beam
LENGTH:	98" (From Behind Riser)
HEIGHT:	70" (From Underneath Neck)
SPARE:	Weld On Spare Tire Mount
STORAGE BEHIND NECK:	Chain Rack & Storage Box / Winch Ready

### COUPLER:

STANDARD COUPLER:	Adjustable 2-5/16" Gn Coupler (30,000 lbs)
-------------------	--

### JACKS:

FRONT JACKS:	2 Side Wind Spring Loaded Drop Jack Legs (12,000 lbs)
--------------	---

### TOOLBOX:

TOOLBOX:	Mega Lockable Toolbox
----------	-----------------------

### SAFETY:

SAFETY CHAINS:	3/8" Grade 70 Safety Chain w/Clevis Hook (2 each)
----------------	---

## CHASSIS:

### FRAME:

15.7K GVWR MAIN FRAME:	12" I-Beam (14 lbs/ft)
17.9K GVWR MAIN FRAME:	12" I-Beam (16 lbs/ft)
22.4K GVWR MAIN FRAME:	12" I-Beam (19 lbs/ft)

## DECK:

### BED:

REAR OF DECK:	Straight Deck
DECK FRAME:	2" x 5" x 11ga. Tubing Bed Frame
FLOORING:	Pine Lumber Floor
CROSSMEMBERS:	3" Channel (3.50 lbs/ft) 16" Spacing
DECK HEIGHT:	34"
DECK WIDTH:	102"

### SIDES:

RUB RAIL:	2" x 3/8" Rub Rail
STAKE POCKETS:	1,5/8" x 3,5/8" (ID) Stake Pockets (Spaced At 24")
SPOOLS:	2" x 10ga. Pipe Spools (Spaced At 24")
SIDES:	Slide In Side Step On Both Sides

### REAR:

RAMPS:	Ramp Pockets w/ 8' Long Heavy Duty Slide In 4" Channel Ramps (5,000 LBS WHEEL RATING EACH ONLY OVER AREA OF 12" OR MORE)
--------	--

## RUNNING GEAR:

### TIRES:

7K AXLES:	Radial Tires ST235/80R16 10PR 3,520 lbs
8K AXLES:	Radial Tires ST235/85R16 14PR 4,400 lbs
RIMS:	16" Black Mod Wheels
10K AXLES:	ST235/75R17.5, Super Single 18PR 6005 lbs
RIMS:	17.5" Black Mod Wheels

### AXLES:

7K AXLE TYPE:	7k Lippert Electric Brake Auto Adjust EZ Lube Spring Axles 8 On 6.5"
8K AXLE TYPE:	8k Lippert Electric Brake Auto Adjust Oil Bath Spring Axles 8 On 6.5"
10K AXLE TYPE:	10k Lippert Electric Brake Auto Adjust Oil Bath Spring Axles 8 On 6.5"
AXLE COUNT:	2 Axles
AXLE WARRANTY:	6 Year Lippert Spring Axle Warranty

### SUSPENSION:

SUSPENSION TYPE:	Spring
------------------	--------

## ELECTRICAL AND LIGHTING:

### BATTERY AND CHARGING:

BREAKAWAY SYSTEM:	2382 Brightway Group Electric Breakaway Kit
WIRING HARNESS:	All-Weather Wiring Harness (7-Way RV)
FRAME WIRING:	Double Insulated Wiring Harness

### LIGHTING:

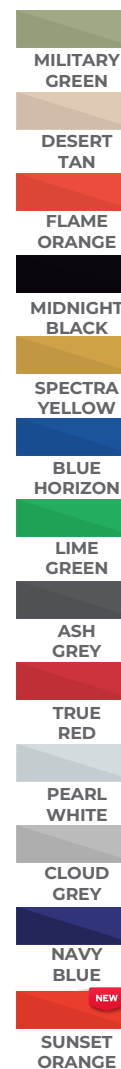
LIGHTS:	DOT Approved Tecniq LED Lights
---------	--------------------------------

### SAFETY:


REFLECTIVE TAPE:	3M Dot Compliant Reflective Tape
------------------	----------------------------------

## COLORS:

ACTUAL COLOR MAY VARY, CHECK SPECIFIC MODEL PAGE FOR AVAILABLE COLORS



SCAN ME



EVERY. DETAIL. MATTERS.