



The **FTZ Bumper Pull Flatdeck Trailer** is the ultimate heavy-duty straight deck solution, featuring a 102" wide deck, 34" deck height, and lengths from 20' to 32'. With tandem 7k-10k axles, GVWRs up to 21,000 lbs, and a 12" I-Beam frame, it's built for strength. **Equipped with 8' HD slide-in ramps, spring-loaded jacks, and DOT LED lighting, it's ready for serious hauling.**

STANDARD FEATURES

TRAILER SPECS:

DIMENSIONS:

AVAILABLE LENGTHS: 20', 22', 24', 26', 28', 30', 32'

DECK WIDTH: 102"

DECK HEIGHT: 34"

WEIGHT RATING:

AXLE COUNT: 2

GAWR: 7,000 lbs, 8,000 lbs, 10,000 lbs

GVWR: 15,200 lbs, 17,000 lbs, 21,000 lbs

FINISH:

PAINT TYPE: Powdercoat

PREP: Steel Grit Blasted

COLORS: Military Green, Desert Tan, Flame Orange, Midnight Black, Spectra Yellow, Blue Horizon, Lime Green, Ash Grey, True Red, Pearl White, Cloud Grey, Navy Blue, Sunset Orange

WARRANTY:

AXLE WARRANTY: 6 Year Lippert Spring Axle Warranty

TRAILER WARRANTY: Three (3) Year Frame
One (1) Year Parts Warranty

FLATDECK TRAILER HORIZON

BUMPER PULL

LENGTHS:	20' - 32'
DECK WIDTH:	102"
DECK HEIGHT:	34"
AXLE COUNT:	2
AXLE RATING:	7k, 8k, 10k
GVWR:	15,200 - 21,000 lbs

20'-32'

LENGTHS

15.2K-21K

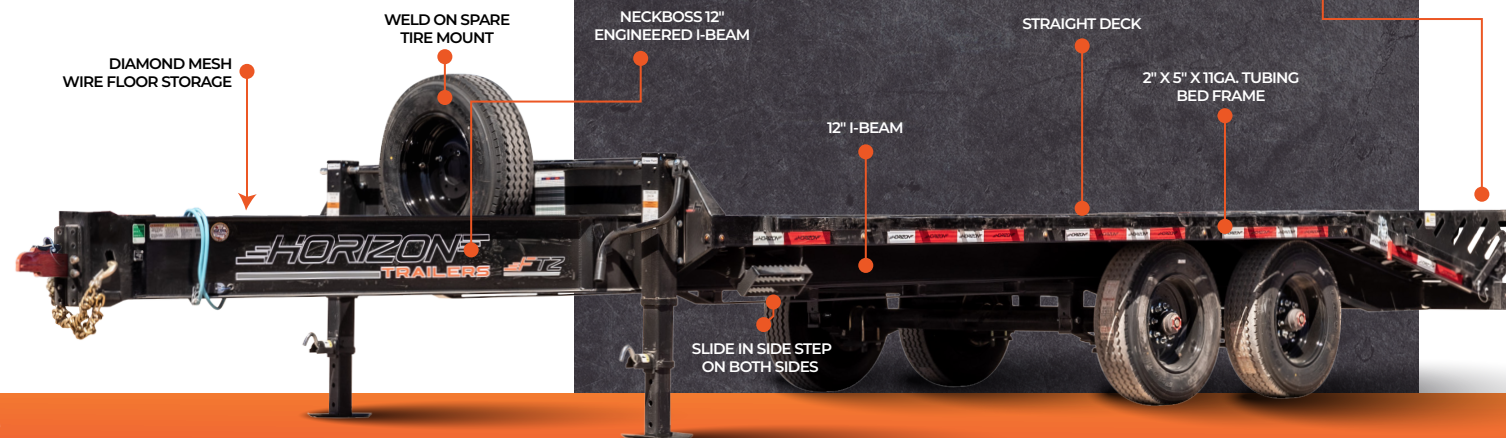
GVWR RANGE OPTIONS

12"

I-BEAM FRAME

NOTE: Image shown may include optional features not standard to the model.

**NECK™
BOSS™**
ENGINEERED
I-BEAM



EVERY. DETAIL. MATTERS.

TONGUE:

TONGUE:

15.2K - 17K GVWR TONGUE:	Neckboss 10" Engineered I-Beam
21K GVWR TONGUE:	Neckboss 12" Engineered I-Beam
LENGTH:	83"
SPARE:	Weld On Spare Tire Mount
WINCH PLATE:	Winch Plate Behind Neck

COUPLER:

15.2K - 17K GVWR	Adjustable Auto Latch 2-5/16" Bp Coupler (17,000 lbs)
STANDARD COUPLER:	
21K GVWR STANDARD	Adjustable Auto Latch 2-5/16" Bp Coupler (21,000 lbs)
COUPLER:	

JACKS:

FRONT JACK:	2 Side Wind Spring Loaded Drop Jack Legs (12,000 lbs)
-------------	---

TOOLBOX:

TOOLBOX:	Diamond Mesh Wire Floor Storage
----------	---------------------------------

SAFETY:

SAFETY CHAINS:	3/8" Grade 70 Safety Chain w/Clevis Hook (2 each)
----------------	---

CHASSIS:

FRAME:

15.2K GVWR MAIN FRAME:	12" I-Beam (14 lbs/ft)
17K GVWR MAIN FRAME:	12" I-Beam (16 lbs/ft)
21K GVWR MAIN FRAME:	12" I-Beam (19 lbs/ft)

DECK:

BED:

REAR OF DECK:	Straight Deck
DECK FRAME:	2" x 5" x 11ga. Tubing Bed Frame
FLOORING:	Pine Lumber Floor
CROSSMEMBERS:	3" Channel (3.50 lbs/ft) 16" Spacing
DECK HEIGHT:	34"
DECK WIDTH:	102"

SIDES:

RUB RAIL:	2" x 3/8" Rub Rail
STAKE POCKETS:	1,5/8" x 3,5/8" (ID) Stake Pockets (Spaced At 24")
SPOOLS:	2" x 10ga. Pipe Spools (Spaced At 24")
SIDES:	Slide In Side Step On Both Sides

REAR:

RAMPS:	Ramp Pockets w/ 8' Long Heavy Duty Slide In 4" Channel Ramps
	(5,000 LBS WHEEL RATING EACH ONLY OVER AREA OF 12" OR MORE)

RUNNING GEAR:

TIRES:

7K AXLES:	Radial Tires ST235/80R16 10PR 3,520 lbs
8K AXLES:	Radial Tires ST235/85R16 14PR 4,400 lbs
RIMS:	16" Black Mod Wheels
10K AXLES:	ST235/75R17.5, Super Single 18PR 6005 lbs
RIMS:	17.5" Black Mod Wheels

AXLES:

7K AXLE TYPE:	7k Lippert Electric Brake Auto Adjust EZ Lube Spring Axles 8 On 6.5"
8K AXLE TYPE:	8k Lippert Electric Brake Auto Adjust Oil Bath Spring Axles 8 On 6.5"
10K AXLE TYPE:	10k Lippert Electric Brake Auto Adjust Oil Bath Spring Axles 8 On 6.5"
AXLE COUNT:	2 Axles
AXLE WARRANTY:	6 Year Lippert Spring Axle Warranty

SUSPENSION:

SUSPENSION TYPE:	Spring
------------------	--------

ELECTRICAL AND LIGHTING:

BATTERY AND CHARGING:

BREAKAWAY SYSTEM:	2382 Brightway Group Electric Breakaway Kit
WIRING HARNESS:	All-Weather Wiring Harness (7-Way RV)
FRAME WIRING:	Double Insulated Wiring Harness

LIGHTING:

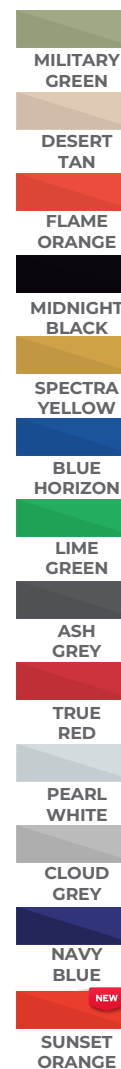
LIGHTS:	DOT Approved Tecniq LED Lights
---------	--------------------------------

SAFETY:


REFLECTIVE TAPE:	3M Dot Compliant Reflective Tape
------------------	----------------------------------

COLORS:

ACTUAL COLOR MAY VARY, CHECK SPECIFIC MODEL PAGE FOR AVAILABLE COLORS



SCAN ME



EVERY. DETAIL. MATTERS.