



The HEH Heavy Duty Bumper Pull Equipment Hauler is engineered for extreme loads and maximum durability with a GVWR of 21,000 lbs and 10K Super Single axles. Built on a robust 10" I-beam frame (17 lbs/ft), it features a 2' dovetail, ramp pockets with 5'6" HD slide-in ramps, and a 3/16" diamond plate outer frame. With spring suspension, tandem D-rings, and Mega Lockable Toolbox, it's designed for heavy equipment transport with maximum durability and safety.

STANDARD FEATURES

TRAILER SPECS:

DIMENSIONS:

AVAILABLE LENGTHS: 20', 22', 24'

DECK WIDTH: 82", 102"

DECK HEIGHT: 25"

WEIGHT RATING:

AXLE COUNT: 2

GAWR: 10,000 lbs

GVWR: 21,000 lbs

FINISH:

PAINT TYPE: Powdercoat

PREP: Steel Grit Blasted


COLORS: Military Green, Desert Tan, Flame Orange, Midnight Black, Spectra Yellow, Blue Horizon, Lime Green, Ash Grey, True Red, Pearl White, Cloud Grey, Navy Blue, Sunset Orange

WARRANTY:

AXLE WARRANTY: 6 Year Lippert Spring Axle Warranty

TRAILER WARRANTY: Three (3) Year Frame
One (1) Year Parts Warranty

**NECK
BOSS™**
ENGINEERED
I-BEAM



HEAVY DUTY EQUIPMENT HAULER HORIZON

BUMPER PULL

LENGTHS:	20' - 24'
DECK WIDTH:	82", 102"
DECK HEIGHT:	25"
AXLE COUNT:	2
AXLE RATING:	10k SUPER SINGLES
GVWR:	21,000 lbs

20'-22'-24'

LENGTHS

21K

GVWR

10"

I-BEAM FRAME

NOTE: Image shown may include optional features not standard to the model.

EVERY. DETAIL. MATTERS.

TONGUE:

COUPLER:

TYPE:	Neckboss 10" Engineered I-Beam
LENGTH:	60"
SPARE:	Weld On Spare Tire Mount
WINCH PLATE:	Winch Plate Behind Neck

COUPLER:

STANDARD COUPLER:	Adjustable Auto Latch 2-5/16" Bp Coupler (21,000 lbs)
-------------------	---

JACKS:

FRONT JACK:	1 Side Wind Spring Loaded Drop Jack Leg (12,000 lbs)
-------------	--

TOOLBOX:

TOOLBOX:	Mega Lockable Toolbox
----------	-----------------------

SAFETY:

SAFETY CHAINS:	3/8" Grade 70 Safety Chain w/Clevis Hook (2 each)
----------------	---

CHASSIS:

FRAME:

MAIN FRAME:	10" I-Beam (17 lbs/ft)
-------------	------------------------

DECK:

BED:

REAR OF DECK:	2' Dovetail
DECK FRAME 102" WIDE DECK:	3/16" Diamond Plate
FLOORING:	Pine Lumber Floor
CROSSMEMBERS:	3" Channel (3.50 lbs/ft) 16" Spacing
DECK HEIGHT:	25"
DECK WIDTH:	82", 102"
WIDTH BETWEEN FENDERS:	82" (Applies For 82" & 102" Wide Decks)
WELD ON D-RINGS:	2 - D-Rings In Between Fenders
BOLT ON SWIVEL D-RINGS:	2 - Flush Mount Galvanized Swivel D-Rings Front Of Trailer
TIE DOWN SLOTS 82"	
WIDE DECK:	Slots for Latch On Tie Down Fittings Front End Of Deck
TIE DOWN SLOTS 102"	
WIDE DECK:	Slots for Latch On Tie Down Fittings Along Sides Of Deck

SIDES:

RUB RAIL:	2" x 3/8" Rub Rail
STAKE POCKETS:	1,5/8" x 3,5/8" (ID) Stake Pockets (Spaced At 24")
SPOOLS:	2" x 10ga. Pipe Spools (Spaced At 24")
FENDERS 82" WIDE DECK:	12ga. Removable Diamond Plate Steel Fenders
FENDERS 102" WIDE DECK:	1/4" Diamond Plate Drive Over Fenders

FRONT:

GUARD:	Reinforced 2" 10ga. Round Tubing
--------	----------------------------------

REAR:

RAMPS:	Ramp Pockets w/ 5' 6" Long Heavy Duty Slide In 4" Channel Ramps
	(7,000 LBS WHEEL RATING EACH ONLY OVER AREA OF 12" OR MORE)

RUNNING GEAR:

TIRES:

10K AXLES:	ST235/75R17.5, Super Single 18PR 6005 lbs
RIMS:	17.5" Black Mod Wheels

AXLES:

AXLE TYPE:	10k Lippert Electric Brake Auto Adjust S/Single Oil Bath Spring Axles 8 On 6.5"
AXLE COUNT:	2 Axles
AXLE WARRANTY:	6 Year Lippert Spring Axle Warranty

SUSPENSION:

SUSPENSION TYPE:	Spring
------------------	--------

ELECTRICAL AND LIGHTING:

BATTERY AND CHARGING:

BREAKAWAY SYSTEM:	2382 Brightway Group Electric Breakaway Kit
WIRING HARNESS:	All-Weather Wiring Harness (7-Way RV)
FRAME WIRING:	Double Insulated Wiring Harness

LIGHTING:

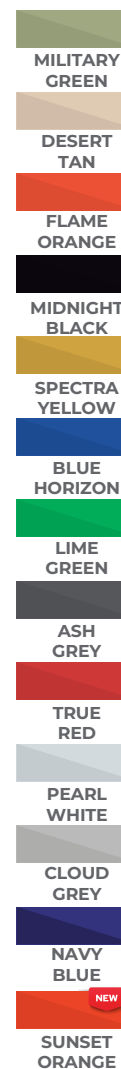
LIGHTS:	DOT Approved Tecniq LED Lights
---------	--------------------------------

SAFETY:


REFLECTIVE TAPE:	3M Dot Compliant Reflective Tape
------------------	----------------------------------

COLORS:

ACTUAL COLOR MAY VARY, CHECK SPECIFIC MODEL PAGE FOR AVAILABLE COLORS



SCAN ME



EVERY. DETAIL. MATTERS.