



The **H27 Gooseneck** is a heavy-duty and versatile dump trailer engineered for **maximum strength and stability in demanding jobs**. Built with a reinforced steel frame, tandem 7K axles, and a powerful hydraulic hoist system, **it handles tough loads with ease**. Its **gooseneck design offers superior balance, while adjustable side heights and multiple bed lengths add versatility**. With LED lighting, a manual tarp kit, and durable construction, **the H27 Gooseneck is built to perform**.

STANDARD FEATURES

TRAILER SPECS:

DIMENSIONS:

| | |
|--------------------|---|
| AVAILABLE LENGTHS: | 12', 14', 16' (Tridem Axle Unit 16' Only) |
| SIDE HEIGHT: | 2' |
| BED WIDTH: | 83" |
| BED HEIGHT: | 28" |

WEIGHT RATING:

| | |
|-------------|------------------------------------|
| AXLE COUNT: | 2, 3 |
| GAWR: | 7,000 lbs, 8,000 lbs |
| GVWR: | 15,700 lbs, 17,900 lbs, 21,000 lbs |

FINISH:

| | |
|-------------|---|
| PAINT TYPE: | Powdercoat |
| PREP: | Steel Grit Blasted |
| COLORS: | Military Green, Desert Tan, Flame Orange, Midnight Black, Spectra Yellow, Blue Horizon, Lime Green, Ash Grey, True Red, Pearl White, Cloud Grey, Navy Blue, Sunset Orange |
| STYLE: | 2 Tone Colors Available, Chassis / Dump |

WARRANTY:

| | |
|-------------------|---|
| AXLE WARRANTY: | 6 Year Lippert Spring Axle Warranty |
| TRAILER WARRANTY: | Three (3) Year Frame One (1) Year Parts Warranty |

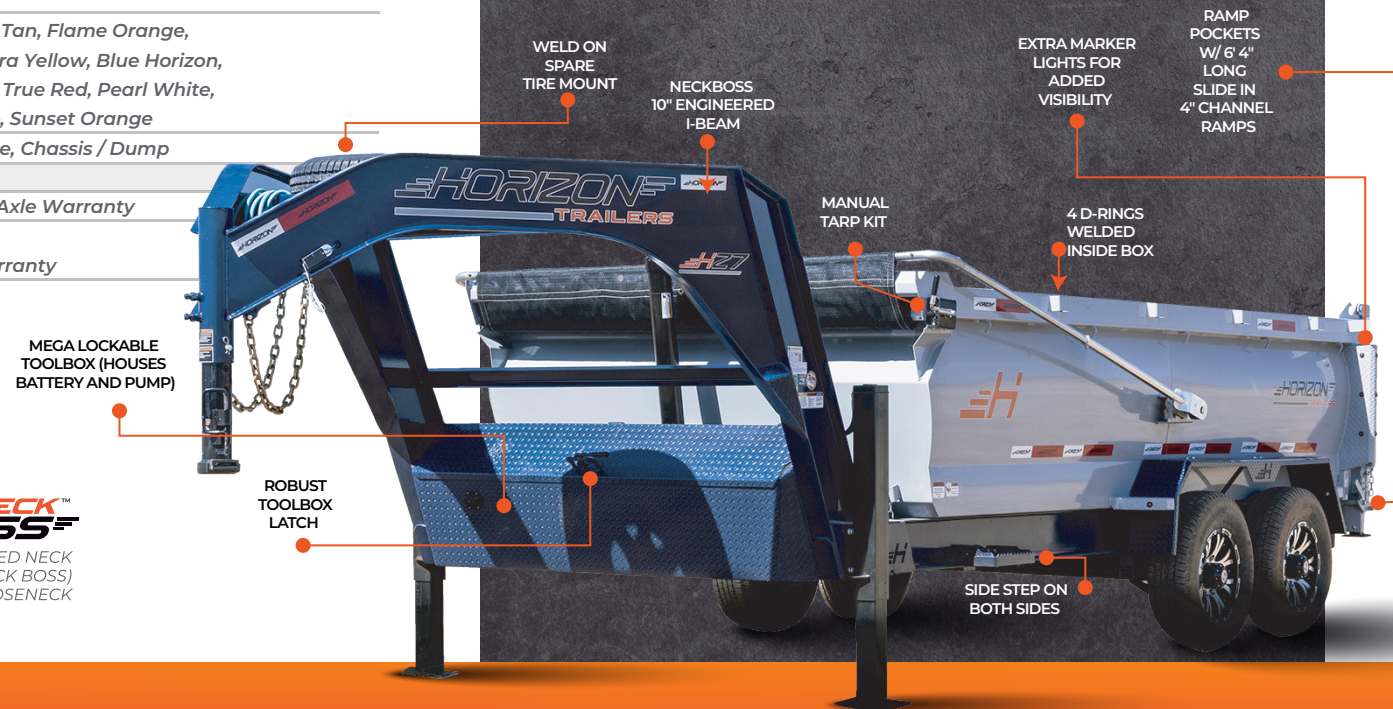
HORIZON 7FT WIDE DUMP TRAILER

GOOSENECK

| | |
|---------------|------------------------|
| LENGTHS: | 12', 14', 16' |
| SIDE HEIGHTS: | 2', 3', 4' |
| AXLE COUNT: | 2, 3 |
| AXLE RATING : | 7k, 8k |
| GVWR: | 15,700 lbs - 21,000lbs |

| 12'-14'-16' | 15.7K - 21K | 8" |
|-------------|--------------------|--------------|
| LENGTHS | GVWR RANGE OPTIONS | I-BEAM FRAME |

NOTE: Image shown may include optional features not standard to the model.



ROUNDED
STEEL
SIDES



**NECK™
BOSS™**
SLANTED NECK
(NECK BOSS)
GOOSENECK

EVERY. DETAIL. MATTERS.

TONGUE:

| TONGUE: | |
|---------|---------------------------------|
| TYPE: | Neckboss 10" Engineered I-Beam |
| LENGTH: | 94" Long (From Behind Riser) |
| HEIGHT: | 70" High (From Underneath Neck) |
| SPARE: | Weld On Spare Tire Mount |

COUPLER:

STANDARD COUPLER: Adjustable 2-5/16" Gn Coupler (30,000 lbs)

JACKS:

FRONT JACKS: 2 Side Wind Spring Loaded Drop Jack Legs (12,000 lbs)

TOOLBOX:

TOOLBOX: Mega Lockable Toolbox Houses Battery & Pump (w/ Extra Storage)

SAFETY:

SAFETY CHAINS: 3/8" Grade 70 Safety Chain w/Clevis Hook (2 each)

CHASSIS:

FRAME:

15.7K GVWR MAIN FRAME: 8" I-Beam (13 lbs/ft)
17.9K - 21K GVWR MAIN FRAME: 8" I-Beam (15 lbs/ft)

DUMP:

BED:

BED WIDTH: 83"
BED HEIGHT: 28"
FLOORING: 7ga. Steel Bed
FRAME: 3" x 5" x 1/4" Angle Iron
CROSSMEMBERS: 3" Channel (3.50 lbs/ft) 16" Spacing
D-RINGS: 4 D Rings Welded Inside Box
DUMP ANGLE: 39° - 49°

REAR:

GATE: 3 Way Door - Spreader Gate
RAMPS: Ramp Pockets w/ 6' 4" Long Heavy Duty Slide In 4" Channel Ramps
(7,000 LBS WHEEL RATING EACH ONLY OVER AREA OF 12" OR MORE)

SIDES:

SIDE HEIGHT: 2"
TOP RAIL WIDTH: 83"
THICKNESS: 10ga.
TYPE: Rounded Steel
TOP RAIL: 3" x 5" x 11ga. Tubing
STAKE POCKETS: 1,5/8" x 3,5/8" (ID) Stake Pockets
HOOKS: 3/8" Round "J" Hooks
FENDERS: 12ga. Diamond Plate Steel Fenders

SAFETY:

TARP: Manual Tarp Kit

LIFT SYSTEM:

HYDRAULICS:

HOIST DUMP 12': Hoist w/ 5" x 16" Single Push Cylinder (15,000 lbs)
HOIST DUMP 14', 16': Hoist w/ 6" x 21" Single Push Cylinder (20,000 lbs)
SYSTEM: 2 Button Hydraulic - Power Up / Power Down
PUMP: KTI 12V Hydraulic Pump
CONTROLLER: 14' Control Cable
TELESCOPIC DUMP 12': Telescopic Cylinder (7 Ton)
TELESCOPIC DUMP 14', 16': Telescopic Cylinder (12 Ton)
SYSTEM: 2 Button Hydraulic - Power Up / Gravity Down
PUMP: KTI 12V Hydraulic Pump
CONTROLLER: 14' Control Cable

RUNNING GEAR:

TIRES:

7K AXLES: Radial Tires ST235/80R16 10PR 3,520 lbs
8K AXLES: Radial Tires ST235/85R16 14PR 4,400 lbs
RIMS: 16" Black Mod Wheels

AXLES:

7K AXLE TYPE: 7k Lippert Electric Brake Auto Adjust EZ Lube Spring Axles 8 On 6.5"
8K AXLE TYPE: 8k Lippert Electric Brake Auto Adjust Oil Bath Spring Axles 8 On 6.5"
AXLE COUNT: 2, 3 Axles
AXLE WARRANTY: 6 Year Lippert Spring Axle Warranty

SUSPENSION:

SUSPENSION TYPE: Spring

ELECTRICAL AND LIGHTING:

BATTERY AND CHARGING:

BATTERY: 1 - Interstate 27 Deep Cycle Battery
CHARGING SYSTEM: 110V Integrated Trickle Charger
WIRING HARNESS: All-Weather Wiring Harness (7-Way RV)
FRAME WIRING: Double Insulated Wiring Harness

LIGHTING:

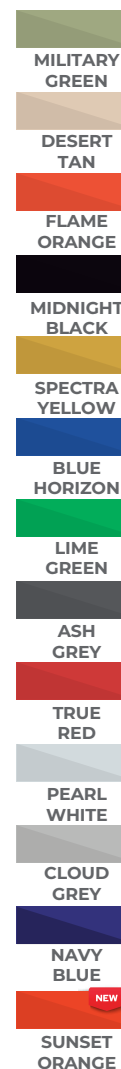
LIGHTS: DOT Approved Tecniq LED Lights

SAFETY:


REFLECTIVE TAPE: 3M Dot Compliant Reflective Tape

COLORS:

ACTUAL COLOR MAY VARY, CHECK SPECIFIC MODEL PAGE FOR AVAILABLE COLORS



SCAN ME



EVERY. DETAIL. MATTERS.