



The **RDZ Gooseneck Roll Off Dump Trailer** is engineered for durable and reliable roll-off applications, with **14' and 16' lengths** and **GVWR options from 15,700 to 17,900 lbs.** It features a 10" I-beam frame, 7ga. tubing bed construction, and a 30" deck height. Equipped with either a 20,000 lb hoist or 12-ton telescopic cylinder, plus tandem 7K or 8K axles, DOT LED lighting, and spring suspension, **it delivers strength for demanding jobs.**

## STANDARD FEATURES

### TRAILER SPECS:

#### DIMENSIONS:

AVAILABLE LENGTHS: 14', 16'

DECK WIDTH: 61"

DECK HEIGHT: 30"

#### WEIGHT RATING:

AXLE COUNT: 2

GAWR: 7,000 lbs, 8,000 lbs

GVWR: 15,700 lbs, 17,900 lbs

#### FINISH:

PAINT TYPE: Powdercoat

PREP: Steel Grit Blasted

COLORS: Military Green, Desert Tan, Flame Orange, Midnight Black, Spectra Yellow, Blue Horizon, Lime Green, Ash Grey, True Red, Pearl White, Cloud Grey, Navy Blue, Sunset Orange

STYLE: 2 Tone Colors Available, Chassis / Dump

#### WARRANTY:

AXLE WARRANTY: 6 Year Lippert Spring Axle Warranty

TRAILER WARRANTY: Three (3) Year Frame

One (1) Year Parts Warranty

## ROLL OFF DUMP TRAILER HORIZON

### GOOSENECK

LENGTHS:	14', 16'
DECK HEIGHT:	30"
AXLE COUNT:	2
AXLE RATING:	7k, 8k
GVWR:	15,700 lbs - 17,900 lbs

14'-16'

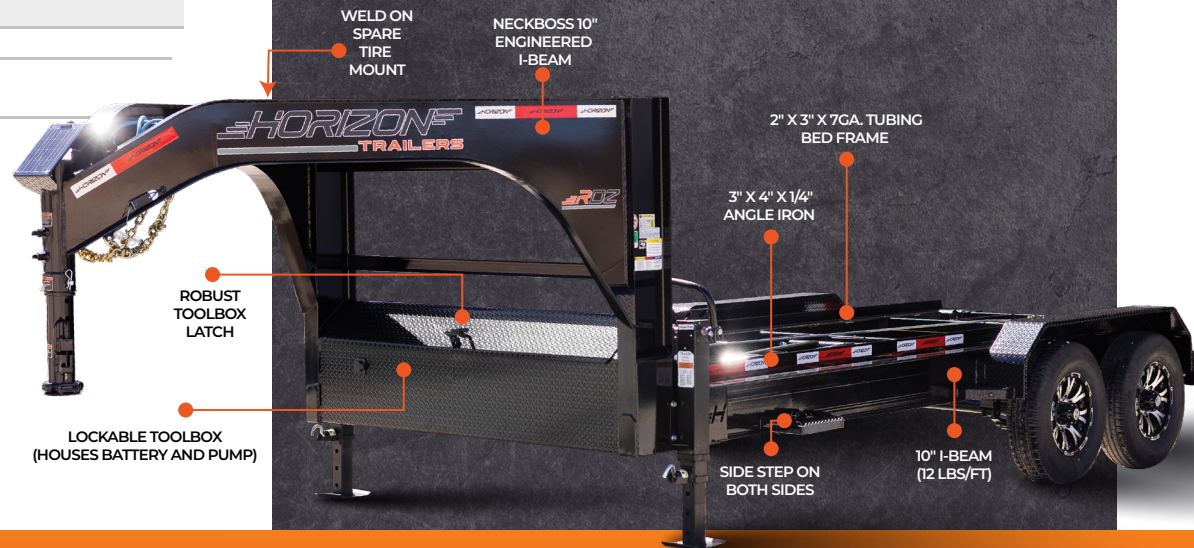
LENGTHS

15.7K-17.9K

GVWR RANGE OPTIONS

10"

I-BEAM FRAME



NOTE: Image shown may include optional features not standard to the model.

EVERY. DETAIL. MATTERS.

## TONGUE:

### TONGUE:

TYPE:	Neckboss 10" Engineered I-Beam
LENGTH:	94" Long (From Behind Riser)
HEIGHT:	70" High (From Underneath Neck)
SPARE:	Weld On Spare Tire Mount

### COUPLER:

STANDARD COUPLER:	Adjustable 2-5/16" Gn Coupler (30,000 lbs)
-------------------	--

### JACKS:

FRONT JACKS:	2 Side Wind Spring Loaded Drop Jack Legs (12,000 lbs)
--------------	---

### TOOLBOX:

TOOLBOX:	Mega Lockable Toolbox Houses Battery & Pump
----------	---

### SAFETY:

SAFETY CHAINS:	3/8" Grade 70 Safety Chain w/Clevis Hook (2 each)
----------------	---

## CHASSIS:

### FRAME:

15.2K GVWR MAIN FRAME:	10" I-Beam (12 lbs/ft)
17K GVWR MAIN FRAME:	10" I-Beam (15 lbs/ft)

## DUMP:

### BED:

DECK HEIGHT:	30"
FRAME:	2" x 3" x 7ga. Tubing Bed Frame
CROSSMEMBERS:	2" x 3" x 7ga. Crossmembers
LOADING ANGLE:	58°
DUMP ANGLE:	51°
BOTTOM RAIL DECK WIDTH :	61"

### SIDES:

TYPE:	3" x 4" x 1/4" Angle Iron
FENDERS:	14ga. Diamond Plate Steel Fenders

### SAFETY:

SAFETY CHAINS FOR ROLL OFF:	2 - 1/4" 30 Grade Chains w/Clevis Hook
-----------------------------	--

## LIFT SYSTEM:

### HYDRAULICS:

HOIST DUMP 14', 16':	Hoist w/ 6" x 21" Single Push Cylinder (20,000 lbs)
SYSTEM:	2 Button Hydraulic - Power Up / Power Down
PUMP:	KTI 12V Hydraulic Pump
CONTROLLER:	14' Control Cable
TELESCOPIC DUMP 14', 16':	Telescopic Cylinder (12 Ton)
SYSTEM:	2 Button Hydraulic - Power Up / Gravity Down
PUMP:	KTI 12V Hydraulic Pump
CONTROLLER:	14' Control Cable

## RUNNING GEAR:

### TIRES:

7K AXLES:	Radial Tires ST235/80R16 10PR 3,520 lbs
8K AXLES:	Radial Tires ST235/85R16 14PR 4,400 lbs
RIMS:	16" Black Mod Wheels

### AXLES:

7K AXLE TYPE:	7k Lippert Electric Brake Auto Adjust EZ Lube Spring Axles 8 On 6.5"
8K AXLE TYPE:	8k Lippert Electric Brake Auto Adjust Oil Bath Spring Axles 8 On 6.5"
AXLE COUNT:	2 Axles
AXLE WARRANTY:	6 Year Lippert Spring Axle Warranty

### SUSPENSION:

SUSPENSION TYPE:	Spring
------------------	--------

## ELECTRICAL AND LIGHTING:

### BATTERY AND CHARGING:

BATTERY:	2 - Interstate 27 Deep Cycle Batteries
SOLAR:	10 Watt Solar Panel
CHARGING SYSTEM:	110V Integrated Trickle Charger
WIRING HARNESS:	All-Weather Wiring Harness (7-Way RV)
FRAME WIRING:	Double Insulated Wiring Harness

### LIGHTING:

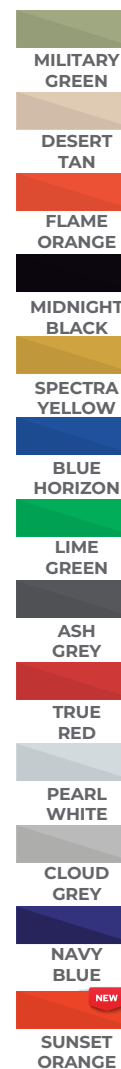
LIGHTS:	DOT Approved Techniq LED Lights
---------	---------------------------------

### SAFETY:


REFLECTIVE TAPE:	3M Dot Compliant Reflective Tape
------------------	----------------------------------

## COLORS:

ACTUAL COLOR MAY VARY, CHECK SPECIFIC MODEL PAGE FOR AVAILABLE COLORS



SCAN ME



EVERY. DETAIL. MATTERS.