

RIVER RANCH


393RL






Dimensions	LENGTH: 42' 7"	WIDTH: 101"	HEIGHT: 13' 6"	AWNING: 19', 15'
Weights	UVW: 14784	GVWR: 17999	CCC: 3215	HITCH: 2425
Tanks	FRESH: 75 GAL	GRAY: 78 GAL	BLACK: 39 GAL	

**IN A LEAGUE
OF ITS OWN**

River Ranch is one of only two fifth wheel brands in the industry with a 7ft ceiling in the upper deck and a 78" doorway height standard in every floorplan.



PROVIDING
YOU MORE
#RVBOUND

RIVER RANCH FEATURES

CONSTRUCTION

- 84" Interior Height Throughout
- 101" Wide Body
- All Welded Aluminum Frame Superstructure
- 3/4" Tongue and Groove Plywood Floor
- Residential Style 4" Radius Wood Truss Roof with Alpha Ply Membrane w/Extended Life Sealant and 1/2" Decking (8' x 8' Sheets)
- LED Light Strips with Easy Access WAGO Connectors
- 12V Heat Pads on All Holding Tanks
- Vacuum Bonded Walls and Slideout Endwalls w/Dual Azdel
- Worry Free Composite Floors in Basement and Slide Boxes
- 17.5" Wheels with Nitro Fill Tires
- Frameless Windows
- Two-Tone Automotive Grade Painted Front Cap with 1" Insulation
- 2" Sidewall with Foam Insulation

INTERIOR

- Large Frameless Tinted Windows Throughout
- Upgraded Residential Style Hardware w/Soft Close Doors & Drawers
- Upgraded Crack/Mold/Mildew-Resistant Flooring

- Hybrid Marine Grade Carpet
- LED Lights
- True Solid Surface Countertops Throughout
- Roller Day/Night Shades (Main Areas)
- Power Theater Seating w/USB Charging
- 78" 50/50 Split Sleeper Sofa
- (2) Residential Style High End Dining Chairs

EXTERIOR

- Slam Latches on All Storage Doors
- Two-Tone Aluminum Wheels
- Two Exterior Color Choices w/Gray Metal Skirting
- Heated Utility Convenience Center
- Black Tank Flush
- Outside Sprayer
- (2) 30 Lb LP Tanks with Auto Switch (EZ Replacement)
- Power Awnings with LED Lighting
- 8000 Lb Axles with ABS (Anti-Lock Braking System)
- Crank Down Spare Tire
- TST Tire Pressure Monitoring System
- Entry Door w/Window & Screen Door
- Exterior Speakers
- Rear Sliding Storage Tray in Basement
- Ladder

KITCHEN

- Residential Style Under Counter Storage
- Overhead Dinette Area Lighting
- Deep Single Bowl Stainless Steel Sink w/Accessories
- Single Lever Faucet with Pull Out Sprayer
- Large Kitchen Pantry (Select Models)
- Decorative Hard Wood Island Cabinet with Dual Pullout Trash Cans
- Solid Surface Counters with Pop Up Receptacles

BEDROOM

- Solid Surface Dresser Top
- Memory Foam Mattress
- Mirrored Sliding Closet Doors
- High End Bedspread & Pillows
- Reading Lights with USB
- Smart TV

BATHROOM

- 48" x 30" Signature Spa Walk-in Shower with Seat
- 3-Speed Power Vent
- Porcelain Toilet
- Undermount Bath Sink w/Solid Surface Tops & Waterfall Faucet

APPLIANCES

- 12V 18 cu ft 3 Door Refrigerator w/Ice Maker
- 30" Residential Style Microwave
- 12 Gal Water Heater
- Washer/Dryer Prep
- 24" Oven with 4 Burner Gas Cooktop
- 35,000 BTU Furnace
- (3) Mach 8 Low Profile 13,500 BTU A/Cs (Main A/C w/Heat Pump)
- 50" Smart TV with Bluetooth® Audio & Exterior Speaker
- (2) 5,000 BTU Fireplaces

OPTIONS

- Dual Pane Windows
- Stackable Washer/Dryer Installed
- 5.5 KW Generator Installed (Includes Generator Prep)
- Slide Toppers
- 2ND 260W Solar Panel
- Full Body Paint Pearl White & Black (Required with Paint Option)

RIVER PACKAGE

CONSTRUCTION

- 6 Point Hydraulic Leveling System
- Basement & Slide Composite Flooring
- High Gloss Fiberglass w/Dual Azdel
- Two-Tone Painted Front Cap
- Trail Air Flex Air Upgraded Pinbox
- 12V Heat Pads on All Tanks
- Frameless Windows
- Back Up Camera Prep
- Slide Topper Prep
- LP Quick Connect

EXTERIOR

- 8000 Lb Axles with Lippert™ Slipper Roller Suspension and ABS
- Two-Tone Aluminum Wheels
- G-Rated Tires with G-Rated Spare
- Tire Pressure Monitoring System
- Battery Disconnect
- Power Awnings with LED Lighting
- Syphon 360 Vent Covers
- 30" Friction Hinge Entry Door
- 2" Tow Hitch
- MORryde Strut Assist Step Above Entry Steps

APPLIANCES

- Power Cord Storage Reel
- 12 Gallon Water Heater
- Advanced Operating System with Bluetooth®
- Wi-Fi Booster w/4G LTE Capability
- (3) Coleman Mach 13,500 BTU A/Cs (Main A/C w/Heat Pump)
- 260W Solar Panel & 30AMP Controllor w/1800W Inverter & Dedicated Recept

RANCH PACKAGE

INTERIOR

- Upgraded Residential Style Hardware w/Soft Close Doors & Drawers
- Hybrid Carpet
- Power Theater Seating w/USB
- 50/50 Split Sleeper Sofa
- Pop Up Recepts

KITCHEN

- Wall Mounted Free Standing Dinette Table with Extension
- (2) Residential Style Dinette Chairs
- 2 Folding Chairs
- Large Pantry (Select Models)
- MaxxAir Vent with Rain Hood
- Deep Single Bowl Stainless Steel Kitchen Sink w/Accessories
- MCD Day/Night Roller Shades (Main Areas)

BEDROOM

- Aluminum Bed Base w/King Bed
- Memory Foam Mattress
- Smart TV

BATHROOM

- Porcelain Toilet
- Undermount Bath Sink w/ Solid Surface Countertop
- Large Signature Spa Walk-in One Piece Shower Surround w/Fiberglass Base

APPLIANCES

- 50" Smart TV w/Bluetooth® Audio
- 5K BTU Electric Fireplace (Living/Bedroom)
- Stainless Steel Appliance Package w/Microwave, Residential Style 24" Range & Dishwasher Prep
- Washer/Dryer Prep

RIVER RANCH

BY COLUMBUS

105-1/2 C.R. 14

MIDDLEBURY, IN 46540

PALOMINORV.COM/RIVER-RANCH

EACH NEW FOREST RIVER PURCHASE PROVIDES:

- ✓ Pre-delivery Inspection.
- ✓ Digital Owner's Manual.
- ✓ Free Membership to Forest River Owners Group (FROG). Learn more at www.forestriverfrog.com.
- ✓ A Contribution to Care Camps Foundation www.carecamps.org.
- ✓ 1 Year Free Roadside Assistance from Date of Purchase.



SPEC DEFINITIONS:

Scan on your smartphone to learn RV terminology and more!



LEARN MORE:

Scan this QR code with your mobile device to learn more about Forest River.



YOUR RIVER RANCH DEALER