

LIVE THE
SEA-DOO®
LIFE



Product Spec Book 2025

Vehicles • Accessories • Parts & Maintenance
Apparel • Play & Licensing Products





Product Spec Book 2025

Vehicle Specifications

- 6 NEW Switch® Fish
- 8 Switch®
- 10 Switch® Sport
- 12 Switch® Cruise 18
- 14 Switch® Cruise 21
- 16 Switch® Cruise Limited
- 18 Comparative Chart

Accessories

- 23 Bundles
- 25 Watersport & Fun Bundles
- 26 LinQ Accessory Positions
- 27 LinQ, Storage and Bags
- 33 Fishing Accessories
- 34 Biminis, Camper Enclosures and Tops
- 36 Audio, Electronics & Electricals
- 40 Flooring Accessories
- 41 Furniture & Seating
- 42 Watersport Accessories
- 43 Handebar Comfort
- 44 Docking & Anchoring
- 45 Boating Essentials
- 46 Covers

Parts & Maintenance

- 49 Parts
- 50 Engine Oils
- 50 Functional Fluids
- 51 Lubricants
- 54 Cleaning and Care Products

Apparel

- 60 Sizing Chart
- 62 PFD Guide
- 64 Sea-Doo Wave Grip PFD
- 65 Personal Flotation Device
- 70 Rashguards – UV Protection
- 72 Headwear
- 74 Footwear
- 76 Eyewear
- 78 Sportswear
- 82 Towels and Ponchos
- 83 Play and Licensing Products
- 86 Limited Quantities

For advertising purposes, some scenes depicted in this catalog include professional riders and operators executing maneuvers under ideal and/or controlled conditions. Do not attempt any of these or any other risky maneuvers if they're beyond your level of riding ability as well as your understanding and respect for the performance of your Sea-Doo watercraft. RIDE SMART FROM THE START. Always ride responsibly and safely. Follow all instructional and safety materials. The warranty is subject to the exclusions, limitations of liabilities and all other terms and conditions of BRP's standard limited warranty. BRP recommends a minimum operator age of 16 years for riding a watercraft. Always wear appropriate protective clothing for your type of boating use, including a Coast Guard approved life jacket. Always remember that riding and alcohol/drugs don't mix. Operate your watercraft keeping a safe distance between yourself and others. Always observe applicable local laws and regulations. Because of its ongoing commitment to product quality and innovation, Bombardier Recreational Products Inc. (BRP) reserves the right, at any time, to discontinue or change specifications, prices, designs, features, models or equipment without incurring any obligations. Some models depicted herein may include optional equipment. Prices are based on Manufacturer Suggested Retail Prices. Dealers may sell for a different price. For Canada and US, taxes are not included. Depending on location, products are distributed by BRP US Inc., Bombardier Recreational Products Inc., BRP European Distribution SA, BRP Australia Pty Ltd., BRP Finland Oy, BRP Japan Ltd., BRP Comm & Trade (Shanghai) Co Ltd. or Bombardier Recreational Products Motores da Amazonia Ltda. ® are registered trademarks and TM and the BRP logo are trademarks of Bombardier Recreational Products Inc. or its affiliates. * is a trademark of Bombardier Inc. used under license. Velcro is a registered trademark of Velcro Industries. Bluetooth is a registered trademark owned by Bluetooth SIG, Inc. Garmin and ECHOMAP are trademarks of Garmin Ltd. or its subsidiaries. GTX is a registered trademark of Castrol Limited, used under license. YUASA is a registered trademark of YUASA Batteries Inc. NGK is a registered trademark of NGK Spark Plugs, Ltd. Salt-Away is a trademark of Salt-Away Products. Slowtide is a trademark of Slowtide LLC. All other company and/or product names are trademarks of their respective holders. © 2024 BRP Inc. All rights reserved. Printed in Canada.


A photograph of a man and a woman fishing on a boat. The man is standing and looking out at the water, wearing a light green long-sleeved shirt and dark shorts. The woman is seated at the helm, wearing a blue long-sleeved shirt and a life vest, holding a fishing rod. The boat is equipped with two black outboard motors, both with 'GARMIN' branding. The background shows a calm sea and a clear blue sky. The overall scene is peaceful and recreational.

Vehicle Specifications



Vehicle Specifications

- 6 NEW Switch® Fish
- 8 Switch®
- 10 Switch® Sport
- 12 Switch® Cruise 18
- 14 Switch® Cruise 21
- 16 Switch® Cruise Limited
- 18 Comparative Chart



NEW

SWITCH® FISH

Fish on! A serious fishing boat that makes no sacrifices on family fun.

THE PERFECT BRIDGE BETWEEN FISHING CONVENIENCE FEATURES AND FAMILY LEISURE.

- **Trolling package:**
 - Garmin® Force Kraken 24V, 80-lbs thrust, 57 in. shaft trolling motor with GT56UHD-TR transducer
 - Garmin 7" touchscreen GPS and Fish Finder at the console and at the bow
 - Bow screen mount kit
 - 2 lead-acid batteries, lead/AGM/gel/lithium battery charger
- 2 Fishing pedestal seats
- Quick-Attach 18 US gal (68 L) Cooler and Livewell
- Washdown and spray nozzle
- Quick-Access rod storage and LinQ Lite rail rod holders
- Trolling motor storage
- Swim platform with LinQ® attachment points
- Storage compartment lock
- BRP Audio System
- Quick-adjust handlebar
- Swim platform carpet
- 4 corner doors
- Unique coloration



21' – 230 model shown

● Wilderness Green

CAPACITY	18'-170	18'-230	21'-230
Maximum Person Capacity (US)	8	8	10
Maximum Person Capacity (Canada)	7	7	9
Maximum Load Capacity	1,155 lb/525 kg		1,485 lb/675 kg
Fuel Capacity	29 gal/110 L		
Total Storage Capacity	118.6 gal/448.9 L		

HULL

Type	Tri-Hull
Material	Polytec™ – robust and scratch-resistant

INSTRUMENTATION

Main Gauge Type	4.5 in. digital display
Main Functions	Speedometer, clock, fuel consumption instant and average, fuel autonomy distance and time to empty
Driving Mode – iTC Functions	Sport mode, ECO® mode, slow mode, cruise control
Audio System	BRP Audio System
Navigation	Garmin 7" touchscreen display
Main Functions	Fish finder/GPS/navigation map, depth finder

OTHER FEATURES

- iBR® – Intelligent Brake & Reverse
- iDF – Intelligent Debris-Free System
- RF D.E.S.S.™ key
- Clear-view side panels
- Bow fishing doors carpets
- 4 LinQ Lite rail rod holders
- Driver seat with bolster
- Glove box with dual USB port
- 12 V outlet
- Retractable boarding ladder
- Switch bimini top
- Ski tow eye
- Under-deck storage compartment
- Console storage net
- Integrated anchor storage
- LED navigation lights
- LED courtesy light
- Dome and cargo light
- 4 integrated cleats
- 650 W battery generator

ROTAX® ENGINE

ROTAX® ENGINE	18'-170	18'-230	21'-230
Engine	1630 ACET™ 170 ECT	1630 ACE 230 ECT	
Horsepower	170 hp	230 hp	
Cooling	Closed Loop Cooling System (CLSC)		
Reverse System	iBR® System (Brake & Reverse System)*		
Fuel Type	Regular Unleaded Gasoline (87 Octane)		

DIMENSIONS AND WEIGHT

Estimated Net Weight (oil, coolant, no fuel)	2,548 lb 1,158 kg	2,557 lb 1,162 kg	2,889 lb 1,310 kg
Length (Trolling motor stored)	17.4'/208.8"/ 5.3 m		20.4'/245.2"/ 6.2 m
Width/Beam	93.5'/2.4 m		
Height (Lowered bimini)	81.1'/2.1 m		

TRAILER DIMENSIONS AND WEIGHT

Estimated Dry Weight	629 lb/285 kg	740 lb/336 kg
Length	227"/5.76 m	257"/6.52 m
Width	90.4'/2.3 m	
Trailer Type	Painted trailer with brakes included Galvanized trailer with brakes (optional)	

WARRANTY

3 years factory limited warranty on engine and materials, 10 years on structure and hull.

*Electronic brake, neutral and reverse.

SWITCH® FISH

LAYOUT CONFIGURATIONS

SWITCH FISH 18 - 170



SWITCH FISH 18 - 230



SWITCH FISH 21 - 230



FEATURE HIGHLIGHTS



Force Kraken Garmin Trolling Motor

A powerful electric trolling motor that is ready for salt and freshwater that operates whisper-quiet and is loaded with standard features such as various autopilot controls, floating remote, ultra high-definition ClearVü and SideVü scanning sonars, seamless wiring with dedicated electrical port at the bow, robust battery and more.



Dual Garmin Fish Finders

Enjoy two Garmin fish finders, one located at the console connecting with the in-hull transducer, and one located at the bow connecting with the trolling motor transducer. The screens can be linked together wirelessly. This allows both screens to read both transducer signals. So whether you are fishing up front, or at the rear, you can get the fish finder image you want. You can also control the motor using both screens instead of the handheld remote.




Quick-Attach 68 L Livewell and Cooler

Keep your catch or baits alive thanks to an integrated pump constantly feeding 68L of water into the reservoir. This livewell also comes with a timer option that minimizes its power consumption. It can also be used as a cooler and can be quickly and easily installed on the boat using the quick-attach tiles.



Trolling Motor Storage

Easily swap your boat's layout from a fishing vessel to a family leisure ready boat with this integrated storage. This storage allows you to securely store your trolling motor, remote, control pedal (available as accessory) and even more fishing gear thanks to the extra space.




Enhanced Water Access

The perfectly-integrated four corner doors design provides direct access to the water and makes boarding the watercraft a cinch. Easily get on and off your boat from the swim platform or grab, release a fish or rinse your hands at the bow.



Fishing Pedestal Seats

Height-adjustable with 360 degree rotation. They can be easily moved about the boat from one tile to another with their quick-attach system and its four possible positions on each tile. Compatible with LinQ Lite accessories such as cupholder or the multipurpose bag.



Quick-Access Rod Storage

Provides an easy and safe solution to store your rods. It accommodates up to four rods and can be locked for added security when leaving the boat.



Switch Modular Deck

Innovative tile system that allows you to transform the onboard layout in seconds. Its secure and easy-to-use quick-attach tiles offer unparalleled adaptability.



Powerfull ROTAX 1630 ACE Engine

Proven to be reliable, this jet propulsion system offers an outsized fun-factor with a level of maneuverability never seen on a pontoon boat.¹

¹Actual engine image may vary.

SWITCH®

The new way to live the Sea-Doo life. Fun, adaptable and modern with never-before-seen value.

- Fun for the whole family
- Ultimate ease of use
- Uniquely adaptable to your lifestyle



● Lava Red

CAPACITY	COMPACT - 130	16' - 130	19' - 170
Maximum Person Capacity (US)	5	8	10
Maximum Person Capacity (Canada)	5	7	9
Maximum Load Capacity	825 lb/375 kg	1,155 lb/525 kg	1,485 lb/675 kg
Fuel Capacity	29 gal/110 L		
Total Storage Capacity	109 gal/412.6 L	119 gal/452.6 L	151 gal/572.6 L

HULL

Type	Tri-Hull
Material	Polytec™ - robust and scratch-resistant

INSTRUMENTATION

Main Gauge Type	4.5" digital display
Main Functions	Speedometer, clock, fuel consumption instant and average, fuel autonomy distance and time to empty
Driving Mode - iTC Functions	Sport mode, ECO® mode, slow mode, cruise control
Audio System	Accessory
Navigation	Accessory

OTHER FEATURES

- iBR® - Intelligent Brake & Reverse
- iDF - Intelligent Debris-Free System
- RF D.E.S.S.™ key
- Clear-view side panels
- Rear corner doors
- 1 adjustable table
- Glove box with dual USB port
- 12 V outlet
- Retractable boarding ladder
- Ski tow eye
- LinQ® attachment points
- Under-deck storage compartment
- Console storage net
- Integrated anchor storage
- LED navigation lights
- 4 integrated cleats
- 420 W battery generator (Compact)
- 650 W battery generator (16' and 19')

ROTAX® ENGINE

	COMPACT - 130	16' - 130	19' - 170
Engine	1630 ACET™ 130	1630 ACE 130 ECT	1630 ACE 170 ECT
Horsepower	130 hp	130 hp	170 hp
Cooling	Closed Loop Cooling System (CLSC)		
Reverse System	iBR® System (Brake & Reverse System)*		
Fuel Type	Regular Unleaded Gasoline (87 Octane)		

DIMENSIONS AND WEIGHT

Estimated Net Weight (oil, coolant, no fuel)	1,678 lb/761 kg	1,965 lb/891 kg	2,264 lb/1,027 kg
Length	12.8'/3.8 m	15.9'/4.8 m	18.9'/5.7 m
Width (Beam)	93.5'/2.4 m		
Height	5.9'/1.8 m		

TRAILER DIMENSIONS AND WEIGHT

Estimated Dry Weight	475 lb/215 kg	545 lb/247 kg	740 lb/336 kg
Length	179"/4.55 m	215"/5.46 m	257"/6.52 m
Width	90.4"/2.3 m		

Trailer Type	Painted trailer included/ Galvanized trailer (optional)	Painted trailer with brakes included/ Galvanized trailer with brakes (optional)
--------------	--	--

WARRANTY

3 years factory limited warranty on engine and materials, 10 years on structure and hull.

*Electronic brake, neutral and reverse.

SWITCH®

LAYOUT CONFIGURATIONS

SWITCH COMPACT - 130



SWITCH 16 - 130



SWITCH 19 - 170



FEATURE HIGHLIGHTS



Unique Driving Experience

Fun, simple and stress-free handling. Easy to steer and easy to dock with intuitive Sea-Doo handlebar controls.¹



Switch Modular Deck

Innovative tile system that allows you to transform the onboard layout in seconds. Its secure and easy-to-use quick-attach tiles offer unparalleled adaptability.¹



Tri-Hull Design

Allows for nimble and precise handling, exciting performance and improved stability.



Switch Painted Trailer Included

A high-quality-finish powder-coated trailer is included in the price. Galvanized trailer finish optional.



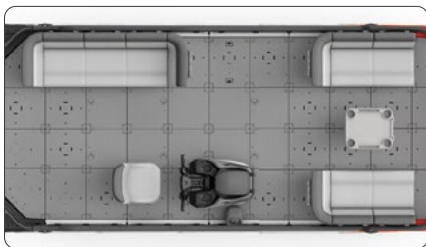
Powerful ROTAX® 1630 ACE™ Engine

Proven to be reliable, this jet propulsion system offers an outsized fun-factor with a level of maneuverability never seen on a pontoon boat.²



iBR® - The First Braking and Reverse System on a Pontoon

Exclusive to Sea-Doo, iBR stops the boat sooner and provides more control and maneuverability at low speeds and in reverse.



More Usable Deck Space

With no outboard motor, usable deck space is maximized.



Dedicated Anchor Storage

This clever feature keeps the anchor safely stowed away in an easily accessible location.³



Cruise Control

Maintain your preferred speed for an extra level of convenience. This option allows you to release your finger from the accelerator for a more enjoyable onboard experience.

¹Switch Cruise model shown. ²Actual engine image may vary. ³Anchor is not included.

SWITCH® SPORT

Geared toward your active lifestyle with watersports-ready features.

- Fun for the whole family
- Ultimate ease of use
- Uniquely adaptable to your lifestyle

AN EXTRA DOSE OF FUN WITH WATERSPORTS FEATURES

- Watersports essentials: inflatable holder, rearview mirror and ski mode
- Driver seat with bolster
- Unique front lounge area with sun pads and backrest
- Stern lounge
- BRP Audio System (optional on compact)
- Switch bimini top
- Swim platform with LinQ® attachment points (18' and 21' only)
- Garmin® 7" touchscreen GPS (18' and 21' only)
- Swim platform carpet (18' and 21' only)

CAPACITY	COMPACT	18'	21'
Maximum Person Capacity (US)	5	8	10
Maximum Person Capacity (Canada)	5	7	9
Maximum Load Capacity	825 lb/375 kg	1,155 lb/525 kg	1,485 lb/675 kg
Fuel Capacity		29 gal/110 L	
Total Storage Capacity	144.4 gal/546.6 L	155 gal/586.6 L	165.5 gal/626.6 L

HULL

Type	Tri-Hull
Material	Polytec™ - robust and scratch-resistant

INSTRUMENTATION

Gauge Type	4.5" digital display
Main Functions	Speedometer, clock, fuel consumption instant and average, fuel autonomy distance and time to empty
Driving Mode - iTC Functions	Sport mode, ECO® mode, slow mode, cruise control, ski mode
Audio System	Accessory BRP Audio System
Navigation	Accessory Garmin 7" touchscreen display

OTHER FEATURES

- iBR® - Intelligent Brake & Reverse
- iDF - Intelligent Debris-Free System
- RF D.E.S.S.™ key
- Clear-view side panels
- Sun pads & sport lounge
- Sun pad backrest
- 2 corner tables
- Rearview mirror
- Glove box with dual USB port
- 12 V outlet
- Retractable boarding ladder
- Quick-attach inflatable holder
- Ski tow eye
- LinQ attachment points
- Under-deck storage compartment
- Console storage net
- Integrated anchor storage
- LED navigation lights
- LED courtesy light
- 4 integrated cleats
- 420 W battery generator (Compact)
- 650 W battery generator (18' and 21')



21' - 230 model shown

ROTAX® ENGINE	COMPACT	18'	21'
Engine	1630 ACE™ 170	1630 ACE 230 ECT	1630 ACE 230 ECT
Horsepower	170 hp	230 hp	230 hp
Cooling	Closed Loop Cooling System (CLSC)		
Reverse System	iBR® System (Brake & Reverse System)*		
Fuel Type	Regular Unleaded Gasoline (87 Octane)		

DIMENSIONS AND WEIGHT

Estimated Net Weight (oil, coolant, no fuel)	1,780 lb/807 kg	2,222 lb/1,008 kg	2,456 lb/1,114 kg
Length	12.8'/153.7"/3.8 m	17.4'/208.8"/5.3 m	20.4'/245.2"/6.2 m
Width/Beam	93.5"/2.4 m		
Height (Lowered bimini)	78.1"/2 m	81.1"/2.1 m	

TRAILER DIMENSIONS AND WEIGHT

Estimated Dry Weight	475 lb/215 kg	629 lb/285 kg	740 lb/336 kg
Length	179"/4.55 m	227"/5.76 m	257"/6.52 m
Width	90.4"/2.3 m		
Trailer Type	Painted trailer included/ Galvanized trailer (optional)	Painted trailer with brakes included/ Galvanized trailer with brakes (optional)	

WARRANTY

3 years factory limited warranty on engine and materials, 10 years on structure and hull.

*Electronic brake, neutral and reverse.


SWITCH® SPORT

LAYOUT CONFIGURATIONS


SWITCH SPORT COMPACT – 170



SWITCH SPORT 18 – 230



SWITCH SPORT 21 – 230



FEATURE HIGHLIGHTS



Unique Driving Experience

Fun, simple and stress-free handling. Easy to steer and easy to dock with intuitive Sea-Doo handlebar controls. iBR Intelligent Brake & Reverse stops the boat sooner and improves maneuverability.



Switch Modular Deck

Innovative tile system that allows you to transform the onboard layout in seconds. Its secure and easy-to-use quick-attach tiles offer unparalleled adaptability.¹



Tri-Hull Design

Allows for nimble and precise handling, exciting performance and improved stability.



Switch Painted Trailer Included

A high-quality-finish powder-coated trailer is included in the price. Galvanized trailer finish optional.



Powerful ROTAX® 1630 ACE™ Engine

Proven to be reliable, this jet propulsion system offers an outsized fun-factor with a level of maneuverability never seen on a pontoon boat.²




Switch Bimini Top

Sturdy, lightweight aluminum frame and high-grade marine canvas offer essential protection from the elements. Can be raised and lowered in seconds.



Watersports-Ready

Equipped with watersports essentials like a quick-attach inflatable holder, rearview mirror and ski-mode that delivers repeatable launches and maintains a consistent pace.



Sun Pads & Backrest

Sit, sprawl out or sunbathe in ultimate comfort at the front of the boat. Enjoy the unique view and proximity to the water.



Full Swim Platform With LinQ Attachment Points

The swim platform with LinQ attachment points and the retractable boarding ladder creates a functional area for swimming and watersports. New carpet adds comfort and convenience.³

¹Switch Cruise model shown. ²Actual engine image may vary. ³Swim platform carpet not shown on image.

SWITCH® CRUISE 18

Taking your on-water journey with friends and family to a new level of comfort and convenience.

- Fun for the whole family
- Ultimate ease of use
- Uniquely adaptable to your lifestyle

ADDED COMFORT & CONVENIENCE

- Extra seating and storage
- Driver seat with bolster
- Stern lounge
- Switch bimini top
- Deck mats
- Swim platform with LinQ® attachment points
- BRP Audio System
- Garmin® 7" touchscreen GPS (230 only)
- Swim platform carpet



18' - 230 model shown

CAPACITY	18'-130	18'-170	18'-230
Maximum Person Capacity (US)	8	8	8
Maximum Person Capacity (Canada)	7	7	7
Maximum Load Capacity	1,155 lb/525 kg		
Fuel Capacity	29 gal/110 L		
Total Storage Capacity	190 gal/ 720.6 L	211.5 gal/ 800.6 L	211.5 gal/ 800.6 L

HULL

Type	Tri-Hull
Material	Polytec™ - robust and scratch-resistant

INSTRUMENTATION

Main Gauge Type	4.5" digital display	
Main Functions	Speedometer, clock, fuel consumption instant and average, fuel autonomy distance and time to empty	
Driving Mode - iTC Functions	Sport mode, ECO® mode, slow mode, cruise control	
Audio System	BRP Audio System	
Navigation	Accessory	Garmin 7" touchscreen GPS

OTHER FEATURES

- iBR® - Intelligent Brake & Reverse
- iDF - Intelligent Debris-Free System
- RF D.E.S.S.™ key
- Clear-view side panels
- 4 corner tables
- 1 adjustable table
- Glove box with dual USB port
- 12 V outlet
- Retractable boarding ladder
- Ski tow eye
- LinQ® attachment points
- Under-deck storage compartment
- Console storage net
- Integrated anchor storage
- LED navigation lights
- LED courtesy light
- 4 integrated cleats
- 650 W battery generator

- Marine Blue
- Neon Yellow
- Lava Red

ROTAX® ENGINE

	18'-130	18'-170	18'-230
Engine	1630 ACE™ 130 ECT	1630 ACE 170 ECT	1630 ACE 230 ECT
Horsepower	130 hp	170 hp	230 hp
Cooling	Closed Loop Cooling System (CLSC)		
Reverse System	iBR® System (Brake & Reverse System)*		
Fuel Type	Regular Unleaded Gasoline (87 Octane)		

DIMENSIONS AND WEIGHT

Estimated Net Weight (oil, coolant, no fuel)	2,231 lb 1,012 kg	2,280 lb 1,034 kg	2,272 lb 1,030 kg
Length	17.4'/208.8"/5.3 m		
Width/Beam	93.5'/2.4 m		
Height (Lowered bimini)	81.1"/2.1 m		

TRAILER DIMENSIONS AND WEIGHT

Estimated Dry Weight	629 lb/285 kg
Length	227"/5.76 m
Width	90.4"/2.3 m
Trailer Type	Painted trailer with brakes included Galvanized trailer with brakes (optional)

WARRANTY

3 years factory limited warranty on engine and materials, 10 years on structure and hull.

*Electronic brake, neutral and reverse.

SWITCH® CRUISE 18

LAYOUT CONFIGURATIONS

SWITCH CRUISE 18 - 130



SWITCH CRUISE 18 - 170



SWITCH CRUISE 18 - 230



FEATURE HIGHLIGHTS



Unique Driving Experience

Fun, simple and stress-free handling. Easy to steer and easy to dock with intuitive Sea-Doo handlebar controls. iBR Intelligent Brake & Reverse stops the boat sooner and improves maneuverability.



Switch Modular Deck

Innovative tile system that allows you to transform the onboard layout in seconds. Its secure and easy-to-use quick-attach tiles offer unparalleled adaptability.



Tri-Hull Design

Allows for nimble and precise handling, exciting performance and improved stability.



Switch Painted Trailer Included

A high-quality-finish powder-coated trailer is included in the price. Galvanized trailer finish optional.



Powerful ROTAX® 1630 ACE™ Engine

Proven to be reliable, this jet propulsion system offers an outsized fun-factor with a level of maneuverability never seen on a pontoon boat.¹



Switch Bimini Top

Sturdy, lightweight aluminum frame and high-grade marine canvas offer essential protection from the elements. Can be raised and lowered in seconds.



Full Swim Platform With LinQ Attachment Points

The swim platform with LinQ attachment points and the retractable boarding ladder creates a functional area for swimming and watersports. New carpet adds comfort and convenience.²



BRP Audio System

Installed directly from the factory, this 100 W fully waterproof and Bluetooth¹ integrated sound system produces impressive sound in all conditions.



Cruise Control

Maintain your preferred speed for an extra level of convenience. This option allows you to release your finger from the accelerator for a more enjoyable onboard experience

¹Actual engine image may vary. ²Swim platform carpet not shown on image.

SWITCH® CRUISE 21

Taking your on-water journey with friends and family to a new level of comfort and convenience.

- Fun for the whole family
- Ultimate ease of use
- Uniquely adaptable to your lifestyle

ADDED COMFORT & CONVENIENCE

- Extra seating and storage
- Driver seat with bolster
- Stern lounge
- Switch bimini top
- Deck mats
- Swim platform with LinQ® attachment points
- BRP Audio System
- Garmin® 7" touchscreen GPS (230 only)
- Swim platform carpet



21' – 170 model shown

CAPACITY	21'-170	21'-230
Maximum Person Capacity (US)	10	10
Maximum Person Capacity (Canada)	9	9
Maximum Load Capacity	1,485 lb/675 kg	
Fuel Capacity	29 gal/110 L	
Total Storage Capacity	221.1 gal/ 840.6 L	243.2 gal/ 920.6 L

HULL

Type	Tri-Hull
Material	Polytec™ – robust and scratch-resistant

INSTRUMENTATION

Main Gauge Type	4.5" digital display	
Main Functions	Speedometer, clock, fuel consumption instant and average, fuel autonomy distance and time to empty	
Driving Mode – iTC Functions	Sport mode, ECO® mode, slow mode, cruise control	
Audio System	BRP Audio System	
Navigation	Accessory	Garmin 7" touchscreen GPS

OTHER FEATURES

- iBR® – Intelligent Brake & Reverse
- iDF – Intelligent Debris-Free System
- RF D.E.S.S.™ key
- Clear-view side panels
- 4 corner tables
- 1 adjustable table
- Glove box with dual USB port
- 12 V outlet
- Retractable boarding ladder
- Ski tow eye
- LinQ® attachment points
- Under-deck storage compartment
- Console storage net
- Integrated anchor storage
- LED navigation lights
- LED courtesy light
- 4 integrated cleats
- 650 W battery generator

- Marine Blue
- Neon Yellow
- Lava Red

ROTAX® ENGINE

	21'-170	21'-230
Engine	1630 ACE™ 170 ECT	1630 ACE 230 ECT
Horsepower	170 hp	230 hp
Cooling	Closed Loop Cooling System (CLSC)	
Reverse System	iBR® System (Brake & Reverse System)*	
Fuel Type	Regular Unleaded Gasoline (87 Octane)	

DIMENSIONS AND WEIGHT

Estimated Net Weight (oil, coolant, no fuel)	2,489 lb 1,129 kg	2,577 lb 1,169 kg
Length	20.4'/245.2"/6.2 m	
Width/Beam	93.5'/2.4 m	
Height (Lowered bimini)	81.1"/2.1 m	

TRAILER DIMENSIONS AND WEIGHT

Estimated Dry Weight	740 lb/336 kg	
Length	257"/6.52 m	
Width	90.4"/2.3 m	
Trailer Type	Painted trailer with brakes included Galvanized trailer with brakes (optional)	

WARRANTY

3 years factory limited warranty on engine and materials, 10 years on structure and hull.

*Electronic brake, neutral and reverse.

SWITCH® CRUISE 21

LAYOUT CONFIGURATIONS

SWITCH CRUISE 21 - 170



SWITCH CRUISE 21 - 230



FEATURE HIGHLIGHTS



Unique Driving Experience

Fun, simple and stress-free handling. Easy to steer and easy to dock with intuitive Sea-Doo handlebar controls. iBR Intelligent Brake & Reverse stops the boat sooner and improves maneuverability.



Switch Modular Deck

Innovative tile system that allows you to transform the onboard layout in seconds. Its secure and easy-to-use quick-attach tiles offer unparalleled adaptability.




Tri-Hull Design

Allows for nimble and precise handling, exciting performance and improved stability.



Switch Painted Trailer Included

A high-quality-finish powder-coated trailer is included in the price. Galvanized trailer finish optional.



Powerful ROTAX® 1630 ACE™ Engine

Proven to be reliable, this jet propulsion system offers an outsized fun-factor with a level of maneuverability never seen on a pontoon boat.¹



Switch Bimini Top

Sturdy, lightweight aluminum frame and high-grade marine canvas offer essential protection from the elements. Can be raised and lowered in seconds.



Full Swim Platform With LinQ Attachment Points

The swim platform with LinQ attachment points and the retractable boarding ladder creates a functional area for swimming and watersports. New carpet adds comfort and convenience.²



BRP Audio System

Installed directly from the factory, this 100W fully waterproof and Bluetooth¹ integrated sound system produces impressive sound in all conditions.



Cruise Control

Maintain your preferred speed for an extra level of convenience. This option allows you to release your finger from the accelerator for a more enjoyable onboard experience.

¹Actual engine image may vary. ²Swim platform carpet not shown on image.

SWITCH® CRUISE LIMITED



Delivering the most refined Switch experience yet.

- Fun for the whole family
- Ultimate ease of use
- Uniquely adaptable to your lifestyle

ELEVATED REFINEMENT FOR UNFORGETTABLE DAYS ON THE WATER:

- **Limited Package:** unique badging and trims, exclusive coloration, additional seating, interior lighting and speed ties
- Premium captain's chair with adjustable ergonomics and quick adjust handlebar
- 10.25 in. touchscreen display with BRP Connect
- BRP Premium Audio System
- Garmin® 7" touchscreen GPS
- Switch bimini top
- Deck mats
- Swim platform with LinQ attachment points
- Swim platform carpet



21'-230 model shown

● Harbor Blue

CAPACITY	21'-230
Maximum Person Capacity (US)	10
Maximum Person Capacity (Canada)	9
Maximum Load Capacity	1,485 lb/675 kg
Fuel Capacity	29 gal/110 L
Total Storage Capacity	241.3 gal/ 913.6 L

HULL

Type	Tri-Hull
Material	Polytec™ – robust and scratch-resistant

INSTRUMENTATION

Main Gauge Type	10.25 in. touchscreen display
Main Functions	Speedometer, clock, fuel consumption instant and average, fuel autonomy distance and time to empty, depth finder
Driving Mode – iTC Functions	Sport mode, ECO® mode, slow mode, cruise control
Audio System	BRP Premium Audio System
Navigation	Garmin 7" touchscreen GPS

OTHER FEATURES

- iBR® – Intelligent Brake & Reverse
- iDF – Intelligent Debris-Free System
- RF D.E.S.S.™ key
- Clear-view side panels
- Stern lounge
- 4 corner tables
- 1 adjustable table
- Glove box with dual USB port
- 12 V outlet
- Retractable boarding ladder
- Ski tow eye
- LinQ® attachment points
- Under-deck storage compartment
- Console storage net
- Integrated anchor storage
- LED navigation lights
- LED courtesy light
- Dome and cargo light
- 4 integrated cleats
- 650 W battery generator

ROTAX® ENGINE

ROTAX® ENGINE	21'-230
Engine	1630 ACE™ 230 ECT
Horsepower	230 hp
Cooling	Closed Loop Cooling System (CLSC)
Reverse System	iBR® System (Brake & Reverse System)*
Fuel Type	Regular Unleaded Gasoline (87 Octane)

DIMENSIONS AND WEIGHT

Estimated Net Weight (oil, coolant, no fuel)	2,779 lb 1,260 kg
Length	20.4'/245.2"/6.2 m
Width/Beam	93.5'/2.4 m
Height (Lowered bimini)	81.1"/2.1 m

TRAILER DIMENSIONS AND WEIGHT

Estimated Dry Weight	740 lb/336 kg
Length	257"/6.52 m
Width	90.4"/2.3 m
Trailer Type	Painted trailer with brakes included Galvanized trailer with brakes (optional)

WARRANTY

3 years factory limited warranty on engine and materials, 10 years on structure and hull.

*Electronic brake, neutral and reverse.

SWITCH® CRUISE LIMITED

LAYOUT CONFIGURATION

SWITCH CRUISE LIMITED 21 - 230



FEATURE HIGHLIGHTS



10.25" Touchscreen Display With BRP Connect

Premium design and intuitive interface with marine navigation via BRP GO! app, music management, software updates via Wi-Fi and more.



BRP Premium Audio System

A premium 6-speaker JL Audio system that transforms the ride into a floating music festival. Includes 3 corner tables with 2 speakers each as well as two amplifiers and one subwoofer for an immersive 360-degree experience.



Powerful ROTAX 1630 ACE engine

Proven to be reliable, this jet propulsion system offers an outsized fun-factor with a level of maneuverability never seen on a pontoon boat.



Garmin® 7" Touchscreen GPS

A top-of-the-line navigation system that offers pinpoint navigation with marine maps and chartplotter as well as optional fish-finder capacity.



Limited Package

The Switch Cruise Limited offers premium features such as interior lighting, additional seating, speed ties, an upgraded captain's chair, exclusive coloration and unique trims and badging.



Full Swim Platform With LinQ Attachment Points

The swim platform with LinQ attachment points and the retractable boarding ladder creates a functional area for swimming and watersports. New carpet adds comfort and convenience.¹



Cruise Control

Maintain your preferred speed for an extra level of convenience. This option allows you to release your finger from the accelerator for a more enjoyable onboard experience.



Switch Painted Trailer Included

A high-quality-finish powder-coated trailer is included in the price. Galvanized trailer finish optional.



Switch Modular Deck

Innovative tile system that allows you to transform the onboard layout in seconds. Its secure and easy-to-use quick-attach tiles offer unparalleled adaptability.

¹Swim platform carpet not shown on image.

Comparative Chart

NEW SWITCH FISH

Fish on! A serious fishing boat that makes no sacrifices on family fun.

SWITCH

The new way to live the Sea-Doo life. Fun, adaptable and modern with never-before-seen value.

MODELS	18' - 170 ECT	18' - 230 ECT	21' - 230 ECT	COMPACT - 130	16' - 130 ECT	19' - 170 ECT
COLORS	Wilderness Green			Lava Red		

Package highlights

HIGHLIGHTS	<p>The perfect bridge between fishing convenience features and family leisure:</p> <ul style="list-style-type: none"> • Trolling package: <ul style="list-style-type: none"> - Garmin¹ Force Kraken 24V, 80-lbs thrust, 57 in. shaft trolling motor with GT56UHD-TR transducer - Garmin 7" touchscreen GPS and Fish Finder at the console and at the bow - Bow screen mount kit - 2 lead-acid batteries, lead/AGM/gel/lithium battery charger • 2 Fishing pedestal seats • Quick-Attach 18 US gal (68 L) Cooler and Livewell • Washdown and spray nozzle • Quick-Access rod storage and LinQ Lite rail rod holders • Trolling motor storage • Swim platform with LinQ[®] attachment points • Storage compartment lock • BRP Audio System • Quick-adjust handlebar • Swim platform carpet • 4 corner doors • Unique coloration 	<ul style="list-style-type: none"> • iBR[®] - Intelligent Brake & Reverse • iDF - Intelligent Debris-Free System • RF D.E.S.S.[™] key • 1 adjustable table • LinQ[®] attachment points • Integrated anchor storage • Retractable boarding ladder
------------	---	--

Capacity

MAXIMUM PERSON CAPACITY (US)	8	8	10	5	8	10
MAXIMUM PERSON CAPACITY (CANADA)	7	7	9	5	7	9
MAXIMUM LOAD	1,155 lb/525 kg		1,485 lb/675 kg	825 lb/375 kg	1,155 lb/525 kg	1,485 lb/675 kg
FUEL	29 gal/110 L			29 gal/110 L		
TOTAL STORAGE	118.6 gal/448.9 L			109 gal/412.6 L	119 gal/ 452.6L	151 gal/572.6 L

Rotax[®] engine

ROTAX [®] ENGINE	1630 ACE [™] 170 hp	1630 ACE [™] 230 hp	1630 ACE [™] 230 hp	1630 ACE [™] 130 hp	1630 ACE [™] 130 hp	1630 ACE [™] 170 hp
COOLING	Closed Loop Cooling System (CLSC)			Closed Loop Cooling System (CLSC)		
REVERSE SYSTEM	iBR System (Brake & Reverse System)			iBR System (Brake & Reverse System)		
FUEL TYPE	Regular Unleaded Gasoline (87 Octane)			Regular Unleaded Gasoline (87 Octane)		

Dimensions and weight

ESTIMATED NET WEIGHT	2,548 lb/1,158 kg	2,557 lb/1,162 kg	2,889 lb/1,310 kg	1,678 lb/761 kg	1,965 lb/891 kg	2,264 lb/1,027kg
LENGTH	17.4'/208.8"/5.3 m		20.4'/245.2"/6.2 m	12.8'/3.8 m	15.9'/4.8 m	18.9'/5.7 m
WIDTH	93.5"/2.4 m			93.5"/2.4 m		
HEIGHT	81.1"/2.1 m			5.9'/1.8 m		

Trailer dimensions and weight

ESTIMATED DRY WEIGHT	629 lb/285 kg	740 lb/336 kg	475 lb/215 kg	545 lb/247 kg	740 lb/336 kg	
LENGTH	227"/5.76 m	257"/6.52 m	179"/4.55 m	215"/5.46 m	257"/6.52 m	
WIDTH	90.4"/2.3 m			90.4"/2.3 m		
TRAILER TYPE	Painted trailer with brakes included/ Galvanized trailer with brakes (optional)		Painted trailer included/ Galvanized trailer (optional)		Painted trailer with brakes included/ Galvanized trailer with brakes (optional)	

SWITCH SPORT

Geared toward your active lifestyle with watersports-ready features.

COMPACT – 170	18' – 230 ECT	21' – 230 ECT
	Marine Blue Neon Yellow Lava Red	

SWITCH CRUISE

Taking your on-water journey with friends and family to a new level of comfort and convenience.

18			21	
18' – 130 ECT	18' – 170 ECT	18' – 230 ECT	21' – 170 ECT	21' – 230 ECT
	Marine Blue Neon Yellow Lava Red		Marine Blue Neon Yellow Lava Red	

Delivering the most refined Switch experience yet.

LIMITED
21' – 230 ECT
Harbor Blue

Package highlights

An extra dose of fun with watersports features:

- Watersports essentials: inflatable holder, rearview mirror and ski mode
- Driver seat with bolster
- Unique front lounge area with sun pads and backrest
- Stern lounge
- BRP Audio System (optional on compact)
- Switch bimini top
- Swim platform with LinQ® attachment points (18" and 21" only)
- Garmin® 7" touchscreen GPS (18" and 21" only)
- Swim platform carpet (18" and 21" only)

Added comfort & convenience:

- Extra seating and storage
- Driver seat with bolster
- Stern lounge
- Switch bimini top
- Deck mats
- Swim platform with LinQ® attachment points
- BRP Audio System
- Garmin® 7" touchscreen GPS (230 only)
- Swim platform carpet

Elevated refinement for unforgettable days on the water:

- **Limited Package:** unique badging and trims, exclusive coloration, additional seating, interior lighting and speed ties
- Premium captain's chair with adjustable ergonomics and quick adjust handlebar
- 10.25 in. touchscreen display with BRP Connect
- BRP Premium Audio System
- Garmin® 7" touchscreen GPS
- Switch bimini top
- Deck mats
- Swim platform with LinQ attachment points
- Swim platform carpet

Capacity

5	8	10	8	8	8	10	10	10
5	7	9	7	7	7	9	9	9
825 lb/375 kg	1,155 lb/525 kg	1,485 lb/675 kg	1,155 lb/525 kg			1,485 lb/675 kg		1,485 lb/675 kg
29 gal/110 L			29 gal/110 L			29 gal/110 L		29 gal/110 L
144.4 gal/ 546.6 L	155 gal/ 586.6 L	165.5 gal/ 626.6 L	190 gal/ 720.6 L	211.5 gal/ 800.6 L	211.5 gal/ 800.6 L	221.1 gal/ 840.6 L	243.2 gal/ 920.6 L	241.3 gal/ 913.6 L

Rotax® engine

1630 ACE™ 170 hp	1630 ACE™ 230 hp	1630 ACE™ 230 hp	1630 ACE™ 130 hp	1630 ACE™ 170 hp	1630 ACE™ 230 hp	1630 ACE™ 170 hp	1630 ACE™ 230 hp	1630 ACE™ 230 hp
Closed Loop Cooling System (CLSC)			Closed Loop Cooling System (CLSC)			Closed Loop Cooling System (CLSC)		Closed Loop Cooling System (CLSC)
iBR System (Brake & Reverse System)			iBR System (Brake & Reverse System)			iBR System (Brake & Reverse System)		iBR System (Brake & Reverse System)
Regular Unleaded Gasoline (87 Octane)			Regular Unleaded Gasoline (87 Octane)			Regular Unleaded Gasoline (87 Octane)		Regular Unleaded Gasoline (87 Octane)

Dimensions and weight

1,780 lb/ 807 kg	2,222 lb/ 1,008 kg	2,456 lb/ 1,114 kg	2,231 lb/ 1,012 kg	2,280 lb/ 1,034 kg	2,272 lb/ 1,030 kg	2,489 lb/ 1,129 kg	2,577 lb/ 1,169 kg	2,779 lb/ 1,260 kg
12.8"/153.7"/ 3.8 m	17.4"/208.8"/ 5.3 m	20.4"/245.2"/ 6.2 m	17.4"/208.8"/5.3 m			20.4"/245.2"/6.2 m		20.4"/245.2"/6.2 m
93.5"/2.4 m			93.5"/2.4 m			93.5"/2.4 m		93.5"/2.4 m
78.1"/2 m	81.1"/2.1 m		81.1"/2.1 m			81.1"/2.1 m		81.1"/2.1 m

Trailer dimensions and weight

475 lb/215 kg	629 lb/285 kg	740 lb/336 kg	629 lb/285 kg			740 lb/336 kg		740 lb/336 kg
179"/4.55 m	227"/5.76 m	257"/6.52 m	227"/5.76 m			257"/6.52 m		257"/6.52 m
90.4"/2.3 m			90.4"/2.3 m			90.4"/2.3 m		90.4"/2.3 m
Painted trailer included/ Galvanized trailer (optional)	Painted trailer with brakes included/ Galvanized trailer with brakes (optional)		Painted trailer with brakes included/ Galvanized trailer with brakes (optional)			Painted trailer with brakes included/ Galvanized trailer with brakes (optional)		Painted trailer with brakes included/ Galvanized trailer with brakes (optional)



Accessories



Accessories

- 23 Bundles
- 25 Watersport & Fun Bundles
- 26 LinQ Accessory Positions
- 27 LinQ, Storage and Bags
- 33 Fishing Accessories
- 34 Biminis, Camper Enclosures and Tops
- 36 Audio, Electronics & Electricals
- 40 Flooring Accessories
- 41 Furniture & Seating
- 42 Watersport Accessories
- 43 Handebar Comfort
- 44 Docking & Anchoring
- 45 Boating Essentials
- 46 Covers



Sea-Doo Accessories limited warranty*

1-Year on BRP Accessories

*Purchased at an authorized BRP dealership/distributor or on a BRP-authorized online store. Unless otherwise stipulated or required by law. Other exclusions may apply. See complete limited warranty or contact your authorized Sea-Doo dealer. This limited warranty does not apply to factory-installed accessories.



Bundles



Essential	SKU	NAME	PAGE	PRICE
	295100330	Safety Equipment Kit	p. 45	\$21.49
	295100833	Fire Extinguisher	p. 45	\$34.99
	295100825	Mooring Rope	p. 44	\$25.99
	295101192	Paddle	p. 45	\$99.99
	295100631	Registration Kit	p. 45	\$40.99
	295100821	Anchor Kit	p. 44	\$279.99
	278003401	RF Programmable D.E.S.S.™ Key	p. 45	\$69.99
		Total		\$573.43

Docking	SKU	NAME	PAGE	PRICE
	295101277	LinQ Lite Fender Kit	p. 44	\$199.99
	295101083	Front Docking Lights	p. 44	\$299.99
	295101327	Rear Underwater Lights	p. 44	\$349.99
	295100778	Speed Tie	p. 44	\$449.99
	295101197	Modular Step	p. 31	\$159.99
		Total		\$1,459.95

Trailer	SKU	NAME	PAGE	PRICE
	295101136	Bimini Top Sleeve	p. 34	\$119.99
	295101081	Mooring and Trailering Cover	p. 46	\$979.99
	295100782	Front Trailering Cover	p. 46	\$289.99
		Total		\$1,389.97

Note that some accessories may come standard on some models, that compatibility could change depending on the vehicle and part numbers may vary depending on models. Prices don't include installation requirements.



	SKU	NAME	PAGE	PRICE
Cargo	295100985	LinQ Lite 2.6 US Gal (10 L) Console Bag	p. 29	\$194.99
	295101193	Driver Seat Storage	p. 29	\$74.99
	295101247	LinQ 8.5 US Gal (32 L) Insulated Tote Bag	p. 28	\$199.99
	295100977	LinQ Lite Multi Holder	p. 32	\$30.99
	295101079	LinQ Lite Stemware Holder	p. 29	\$49.99
	295101089	LinQ Lite 8.5 US Gal (32 L) Ventilated Bag	p. 30	\$189.99
	715009406	LinQ Lite Cup Holder	p. 29	\$37.99
	715009276	LinQ 11.4 US Gal (43 L) Cooler	p. 28	\$599.99
	295101276	LinQ Lite Holder for Rail	p. 32	\$14.99
	715006830	LinQ 7.8 US Gal (30 L) Modular Cargo Box	p. 30	\$179.99
	715007822	LinQ 5 US Gal (20 L) Fuel Caddy	p. 31	\$199.99
	295100931	LinQ Vertical Support	p. 31	\$189.99
		Total		\$1,963.88

Note that some accessories may come standard on some models, that compatibility could change depending on the vehicle and part numbers may vary depending on models. Prices don't include installation requirements.




Watersport	SKU	NAME	PAGE	PRICE
	295100971	Wake and Ski Pylon	p. 42	\$759.99
	295100932	Wakeboard Holder	p. 42	\$299.99
	295100777	Rearview Mirror	p. 42	\$179.99
	295101286	Swim Platform	p. 43	\$1,699.99
	295101050	Quick Attach Inflatable Holder	p. 43	\$209.99
	295100662	Shock Tube	p. 43	\$24.49
		Total		\$3,174.44

Comfort	SKU	NAME	PAGE	PRICE
	295100962	Double Bimini Top	p. 34	\$1,999.99
	295101339	Deck Mat	p. 40	\$639.99
	295101048	Light Pole Extension	p. 34	\$224.99
		Total		\$2,864.97



Audio	SKU	NAME	PAGE	PRICE
	295101213	Two JL Audio System Tables	p. 36	\$4,799.99
	295101215	JL Audio Harness Adaptor	p. 36	\$399.99
	295101214	Fourth JL Audio System Table	p. 36	\$2,299.99
		Total		\$7,499.97

Note that some accessories may come standard on some models, that compatibility could change depending on the vehicle and part numbers may vary depending on models. Prices don't include installation requirements.



	SKU	NAME	PAGE	PRICE
Fishing	295101154	LinQ Lite Multipurpose Bag	p. 33	\$99.99
	715007112	LinQ 5.2 US Gal (20 L) Modular Cargo Box	p. 30	\$159.99
	295101324	Quick-Access Rod Storage	p. 33	\$199.99
	295101308	Rail Rod Holder with LinQ Lite	p. 33	\$99.99
	295101304	Quick-Attach 18 US Gal (68 L) Cooler	p. 28	\$849.99
	295101344	Livewell Conversion Kit for Quick-Attach 18 US Gal (68 L) Cooler	p. 28	\$224.99
	295101305	Livewell Conversion Kit for Switch	p. 29	\$449.99
	295101306	Quick-Attach Fishing Pedestal Seat	p. 33	\$999.99
	295101242	Garmin® ECHOMAP™ UHD2 72sv GPS	p. 37	\$1,149.99
	295100972	Fish Finder and Depth Finder Garmin® GT15M-IH Transducer	p. 37	\$339.99
	295101482	Double Battery Kit with Battery Charger	p. 39	\$799.99
		Total		\$5,424.89

LinQ Accessory Positions

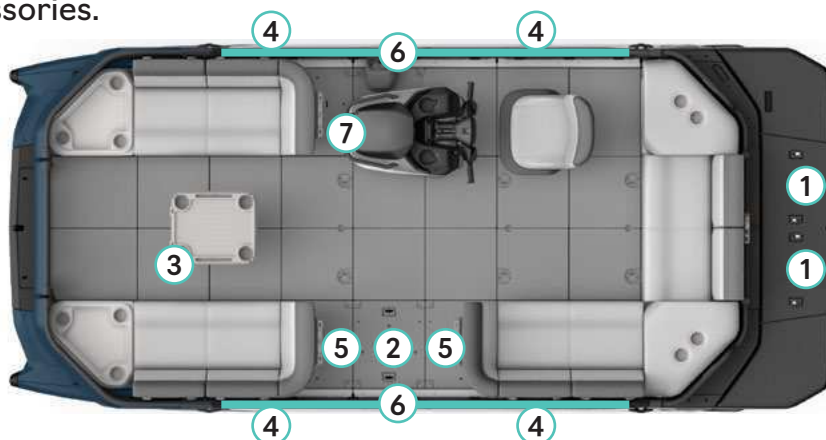


Fast, easy and secure.

A BRP exclusive, LinQ is a toolless system for near-instant installation of accessories.

- No tools needed: quickly install and remove accessories by hand
- Stylish, fully integrated solution to your cargo needs
- Sturdy mounting system that holds up even in bumpy conditions

There are so many different ways to customize the layout of your Switch to make it your own. Here's how you can use multiple LinQ accessories together to create the perfect ride.



Note that some accessories may come standard on some models, that compatibility could change depending on the vehicle and part numbers may vary depending on models. Prices don't include installation requirements.

LINQ ACCESSORY

SKU	NAME	POSITION 1	POSITION 2	POSITION 3	POSITION 4	POSITION 5	POSITION 6	POSITION 7
295101252	LinQ 5.3 US Gal (20 L) Semi-Rigid Cooler	yes	yes	no	no	no	no	no
295101247	LinQ 8.5 US Gal (32 L) Insulated Tote Bag	yes	yes	no	no	no	no	no
295100698	LinQ 4.2 US Gal (16 L) Cooler	yes	yes	no	no	no	no	no
715009276	LinQ 11.4 US Gal (43 L) Cooler	yes	yes	no	no	no	no	no
715009406	LinQ Lite Cup Holder	no	no	yes	no	yes May require LinQ Lite Holder for Corner Backrest (295101044)	yes Requires LinQ Lite Holder for Rail (295101276)	yes Requires LinQ Lite Multi Holder (295100977)
295101079	LinQ Lite Stemware Holder	no	no	yes	no	yes May require LinQ Lite Holder for Corner Backrest (295101044)	yes Requires LinQ Lite Holder for Rail (295101276)	yes Requires LinQ Lite Multi Holder (295100977)
295100985	LinQ Lite Console Bag	no	no	yes	no	yes May require LinQ Lite Holder for Corner Backrest (295101044)	yes Requires LinQ Lite Holder for Rail (295101276)	yes Requires LinQ Lite Multi Holder (295100977)
295100986	LinQ Lite 7.8 US Gal (30 L) Canvas Bag	no	no	yes	no	yes May require LinQ Lite Holder for Corner Backrest (295101044)	yes Requires LinQ Lite Holder for Rail (295101276)	no
295101089	LinQ Lite 8.5 US Gal (32 L) Ventilated Bag	no	no	yes	no	yes May require LinQ Lite Holder for Corner Backrest (295101044)	yes Requires LinQ Lite Holder for Rail (295101276)	no
715008110	LinQ 10.6 US Gal (40 L) Roll-Top Bag	yes	yes	no	yes Requires LinQ Vertical Support (295100931)	no	no	no
715005494	LinQ 2.6 US Gal (10 L) Modular Cargo Box	yes	yes	no	no	no	no	no
715007112	LinQ 5.2 US Gal (20 L) Modular Cargo Box	yes	yes	no	no	no	no	no
715006830	LinQ 7.8 US Gal (30 L) Modular Cargo Box	yes	yes	no	no	no	no	no
295100950	LinQ 3.8 US Gal (14.5 L) Stackable Fuel Caddy	yes	no	no	yes Requires LinQ Vertical Support (295100931)	no	no	no
715007822	LinQ 5 US Gal (20 L) Fuel Caddy	yes	no	no	yes Requires LinQ Vertical Support (295100931)	no	no	no
295100931	LinQ Vertical Support	no	no	no	yes	no	no	no
295101154	LinQ Lite Multipurpose Bag	no	no	no	no	yes May require LinQ Lite Holder for Corner Backrest (295101044)	yes Requires LinQ Lite Holder for Rail (295101276)	no
295101308	Rail Rod Holder with LinQ Lite	no	no	no	no	no	yes	no
295101277	LinQ Lite Fenders Kit	no	no	no	no	no	yes	no

LinQ, Storage and Bags



NEW LinQ 5.3 US Gal (20 L) Semi-Rigid Cooler



All Switch models	295101252	\$249.99
<ul style="list-style-type: none"> • 5.3 US gal (20 L) of insulated, water resistant capacity. • Quick, easy and secure LinQ system installation. • Attaches with one set of LinQ Fasteners. • Single day use soft cooler. • Mesh pocket on top of the lid. 	<ul style="list-style-type: none"> • Zippered pocket under the lid for quick and easy access. • Removable interior for easy cleaning. • Carry handles for easy transport to and from the water. • Can contain twelve 355 ml cans. • Dimensions: 19" L x 13" W x 10" H. 	

NEW LinQ 8.5 US Gal
(32 L) Insulated Tote Bag

All Switch models

295101247

\$199.99



- 8.5 US gal (32 L) of thermal insulated, soft-sided storage.
- Quick, easy and secure LinQ system installation.
- Attaches with one set of LinQ fasteners.
- Single day use soft cooler.
- Water resistant construction.
- Robust outer material for durability with a modern look.

- Carry handles and removable shoulder strap for easy transport to and from the water.
- Featuring inside pockets, zipped pockets and adjustable carry straps on each side to store a towel.
- Collapsible if not fully packed with straps on both sides.
- Can contain eighteen 355 ml cans.
- Dimensions: 15.5" L x 8" W x 18.5" H.

LinQ 4.2 US Gal (16 L)
Cooler

All Switch models

295100698

\$369.99



- Secure, easily installed LinQ-mounted cooler.
- Rotomolded construction for exceptional rigidity and durability.
- Sealed lid for airtight, weather tight closure.
- Heavy-duty T-handle latches resistant to marine environments.

- Marine hardware suited for saltwater applications.
- Can contain twenty 355 ml cans.
- Keeps ice cold for three days.
- Exterior dimensions: 13" L x 20" W x 10" H.
- Interior dimensions: 9" L x 17" W x 7" H.

Note: Cannot be mounted on the LinQ Stackable Fuel Caddy.

LinQ 11.4 US Gal (43 L)
Cooler

All Switch models

715009276

\$599.99



- LinQ-mounted for fast, easy and secure storage.
- Versatile LinQ 16" configuration fits many vehicles.
- High-quality injection molding impact resistant polypropylene outer shell for exceptional durability.
- High-quality insulation for optimal ice retention.
- Thicker insulation on bottom to isolate vehicle heat.
- 11.4 US gal (43 L) capacity.
- Locks in place with only a quarter turn.
- Rigid handles make transportation easy.
- Horizontal locking handles allow installation of LinQ Lite accessories.

- Dry-basket included to protect items.
- Inside the Sea-Doo Switch the cooler can be installed length or width wise to fit your needs.
- Drain plug at the bottom to evacuate water.
- New ergonomic and secure latch system offers excellent sealing.
- Can contain sixty 355 ml cans.
- Keeps ice cold for six days.
- Weighs 11 kg empty.
- Exterior dimensions: 29" L x 17" W x 14" H
- Interior dimensions: 23½" L x 13" W x 9" H
- Possible to lock the cooler with a padlock.

NEW Quick-Attach 18 US
Gal (68 L) Cooler

All Switch models

295101304

\$849.99



- 18 US Gal (68 L) capacity.
- Using Switch quick-attach tile for fast, easy, secure storage.
- High quality injection molding impact resistant polypropylene outer shell for exceptional durability.
- High quality insulation for optimal ice retention.
- Rigid handles make transportation easy.

- Horizontal locking handles allows installation of LinQ Lite accessories.
- Drain plugs at the bottom to evacuate water.
- New ergonomic and secure latch system offers excellent sealing.
- Possibility to lock the cooler with a padlock.
- Ready to connect a livewell conversion kit (requires 295101344 and 295101305).

NEW Livewell Conversion
Kit for Switch

All Switch models (except Switch Compact and Switch Sport Compact)

295101305

\$499.99



- Converts your Switch to turn the Quick-Attach 18 US Gal (68 L) Cooler into a livewell.
- Integrated pump constantly feeds fresh water into the reservoir keeping your bait alive all day.

NEW Livewell Conversion Kit for Quick-Attach 18 US Gal (68 L) Cooler

All Switch models (except Switch Compact and Switch Sport Compact)

295101344

\$224.99




- Converts your Quick-Attach 18 US Gal (68 L) cooler into a livewell.

LinQ Lite Cup Holder

All Switch models

715009406

\$37.99



- Keep your beverage within reach no matter where you're sitting on your Switch.
- Flexible fins adjust to various beverage container sizes to hold most securely.
- No permanent installation point means you're free to move it almost anywhere.
- Toolless placement, easy to move from place to place.
- Can be installed in the designated mounting points on the Adjustable Table, on the vehicle railing and on the Seat Corner Backrest.
- Installation on the railing requires LinQ Lite Holder for Rail (295101276).
- Installation on the Seat Corner Backrest requires LinQ Lite Holder for Corner Backrest (295101044) when not standard on the vehicle.

LinQ Lite Stemware Holder

All Switch models

295101079

\$49.99



- Keep your beverage upright and within reach, no matter where you're sitting on your Switch.
- Funnel-shaped cup holders secure various beverage container sizes with a stem.
- No permanent installation means you and your beverage are free to roam.
- Can be installed in the designated mounting points on the Adjustable Table, on the vehicle railing and on the Seat Corner Backrest.
- Installation on the railing requires LinQ Lite Holder for Rail (295101276).
- Installation on the Seat Corner Backrest requires LinQ Lite Holder for Corner Backrest (295101044) when not standard on the vehicle.
- Sold in pairs.

NEW Driver Seat Storage

All Switch models

295101193

\$74.99



- LinQ Nano system ready.
- Additional storage on the back of the driver seat.
- Store small items like wallet, cellphone, cap and LinQ Lite Multipurpose Bag (295101154).
- Same fabric as Quick-Attach Switch Seats (295100982), marine-grade vinyl.

LinQ Lite 2.6 US Gal (10 L) Console Bag

All Switch models

295100985

\$194.99



- Compact splash-proof bag keeps contents safe and dry.
- Conveniently out of the way when stored on the front of the console, on the Seat Corner Backrest and on the railing.
- Bright yellow inner liner with removable divider makes items easy to organize and to find quickly.
- Mesh pocket keeps smaller items easily accessible.
- Integrated vehicle key holder provides convenient storage for truck keys when on the water.
- 2.6 US gal (10 L) capacity.
- Installation on the console requires LinQ Lite Multi Holder (295100977).
- Installation on the Seat Corner Backrest requires LinQ Lite Holder for Corner Backrest (295101044) when not standard on the vehicle.
- Installation on the vehicle railing requires LinQ Lite Holder for Rail (295101276).

LinQ Lite 7.8 US Gal (30 L) Canvas Bag

All Switch models

295100986

\$299.99



- Weatherproof 7.8 US gal (30 L) storage capacity.
- Smartly secures on perimeter railing and on the Seat Corner Backrest to maximize floor space.
- Toolless installation in seconds with LinQ Lite clip-in system.
- Easily place or remove bag in storage location with a push or a pull.
- Features zippered and magnetic top closure for quick access if needed.
- Dedicated compartment for storing boat registration, license and other important documents, plus dedicated D.E.S.S.™ key holder.
- External side pocket for easy access to small items.
- Requires LinQ Lite Holder for Rail (295101276) for installation on the railing.
- Installation on the Seat Corner Backrest requires LinQ Lite Holder for Corner Backrest (295101044) when not standard on the vehicle.
- Dimensions: 13" L x 9" W x 22" H.

LinQ Lite 8.5 US Gal (32 L) Ventilated Bag

All Switch models

295101089**\$189.99**

- 8.5 US gal (32 L) of storage capacity.
- Maximizes floor space by conveniently storing anywhere along perimeter railing or seat corner backrest.
- Toolless installation with a push or a pull thanks to LinQ Lite clip-in system.
- Magnetic top closure enables quick access for frequent items, plus two water bottle side pockets.
- Retractable net can be kept closed when not in use.

- Includes a shoulder strap to facilitate transportation.
- Perfect to store wet towels and PFDs or even a garbage bag.
- Requires LinQ Lite Holder for Rail (295101276) for installation on the railing.
- Installation on the Seat Corner Backrest requires LinQ Lite Holder for Corner Backrest (295101044) when not standard on the vehicle.
- Dimensions: 13" L x 9" W x 22" H.

LinQ 10.6 US Gal (40 L) Roll-Top Bag

All Switch models

715008110**\$229.99**

- Fully waterproof roll-top design secures gear tightly.
- 10.6 US gal (40 L) of adjustable capacity.
- Heavy-duty rigid plastic base.
- Foam-lined bottom for additional protection.

- Integrated handle for easy transportation on/off the vehicle.
- Equipped with Maritized LinQ Hardware Kit.
- Dimensions: 14" L x 19" W x adjustable H.

LinQ 2.6 US Gal (10 L) Modular Cargo Box

All Switch models

715005494**\$139.99**

- 2.6 US gal (10 L) of hard-sided modular cargo capacity.
- Heavy-duty construction with weather-resistant sealed lid.
- Dimensions: 19" L x 12½" W x 5" H.

- Stackable with an additional LinQ Modular Box (715005494, 715007112) or Roll-Top Bag for expanded storage.
- Requires LinQ Base Installation Kit (295101009) to stack boxes or bag.
- Capable of mounting in multiple LinQ attachment locations for added convenience.

Thermal Insert for LinQ 2.6 US Gal (10 L) Modular Cargo Box**219401110****\$55.99**

- Insulated liner.
- Fits very well in the LinQ 2.6 US gal (10 L) Modular Cargo Box.
- Can contain seven 355 ml cans.
- Keeps ice cold for one day.
- Interior dimensions: 9" L x 17" W x 2½" H.

LinQ 5 US Gal (20 L) Modular Cargo Box

All Switch models

715007112**\$159.99**

- 5.2 US gal (20 L) of hard-sided modular storage capacity.
- Heavy-duty construction with weather-resistant sealed lid.




- Additional LinQ Modular Box (715005494) can be stacked on top for the ideal storage solution.
- Requires LinQ Base Installation Kit (295101009) to stack a LinQ 2.6 US Gal (10 L) Modular Cargo Box.
- Capable of mounting in multiple LinQ attachment locations for added convenience.








LinQ 7.8 US Gal (30 L) Modular Cargo Box

All Switch models

715006830**\$179.99**

- 7.8 US gal (30 L) of hard-sided modular storage capacity.
- Heavy-duty construction with weather-resistant sealed lid.
- Cannot be installed on LinQ Vertical Support (295100931).

LinQ 3.8 US Gal (14.5 L) Stackable Fuel Caddy	All Switch models	295100950	\$259.99
	<ul style="list-style-type: none"> • Quick, easy and secure with the LinQ accessory system. • Spill-free spout designed for easy pouring. • 3.8 US gal (14.5 L) capacity. • Allows for added storage by stacking LinQ 10.6 US Gal (40 L) Roll-Top Bag (715008110). • Marinized for saltwater use. • Dimensions: 13" L x 19" W x 9" H. <p><i>Note: Fuel caddies cannot be stacked. Stacking LinQ Roll-Top Bag requires LinQ Base Installation Kit (295101009).</i></p>		
LinQ Base Installation Kit	Fits LinQ Stackable Fuel Caddy	295101009	\$40.99
	<ul style="list-style-type: none"> • LinQ Base Kit allows select Sea-Doo LinQ accessories to be stacked on top of the LinQ Stackable Fuel Caddy (295100950). • Includes 2 LinQ bases and marinated hardware for quick installation. 		
LinQ 5 US Gal (20 L) Fuel Caddy	All Switch models	715007822	\$199.99
	<ul style="list-style-type: none"> • Quick, easy and secure LinQ system installation. • Spill-free spout for easy use. • 5 US gal (20 L) capacity. • Meets new Flame Mitigation Device (FMD) standard. • Dimensions: 12" L x 19" W x 12" H. 		
LinQ Vertical Support	All Switch models	295100931	\$189.99
	<ul style="list-style-type: none"> • Industry-first storage solution using boat rails as storage space with integrated LinQ accessories. • Maximizes storage space without using up valuable floor space. • Compatible with most LinQ accessories. • Versatile modular design allows you to quickly change mounting locations as desired. • Expands storage allowing for secure cargo capacity and added ease of use. • Toolless installation. 		
Modular Step	All Switch models	295101197	\$159.99
	<ul style="list-style-type: none"> • Eases boarding and unboarding of a Switch. • Same size and construction as a seat base. • Can convert an existing seat into a Modular Step. • Non-slip top surface. • Offers additional storage underneath. • Can be installed on Quick-Attach Modular Step Base (295101340). 		
Quick-Attach Modular Step Base	LinQ Modular Step	295101340	\$199.99
	<ul style="list-style-type: none"> • Compatible with Modular Step (295101197) • Compatible with Seat Side Panels. 		
Quick-Attach Modular Plate	All Switch models	295100775	\$169.99
	<ul style="list-style-type: none"> • Convert any regular Switch quick-attach tile into a LinQ accessory attachment point. • Allows installation of 16-inch LinQ accessories anywhere by adding the LinQ Modular Tile on a standard Switch floor tile. • Easily installs and removes in seconds with Switch latching system from the Switch quick-attach tile. • Compatible with the Sun Pad Backrest. • Dimensions: 19" x 18". 		

Cargo Tile	All Switch models	295100989	\$129.99
	<ul style="list-style-type: none"> Instantly adds another LinQ accessory attachment point to your Switch. Allows for secure installation of LinQ accessories to eliminate loose items moving around on deck. Multiple installation locations, so you decide where your accessories are best stowed. 	<ul style="list-style-type: none"> LinQ bases retract when not in use for an even floor surface. Easy installation replaces regular Switch quick-attach tile. 	
LinQ Lite Multi Holder	All Switch models	295100977	\$30.99
	<ul style="list-style-type: none"> Allows for installation of select LinQ Lite accessories in front of Switch console. Capable of mounting on any flat surface such as garage walls for easy accessory storage. 	<ul style="list-style-type: none"> 5 LinQ Lite mounting points allow for versatile storage/hanging options. Holds up to three LinQ Lite Cup holders. Finished and robust style. Includes necessary installation hardware. 	
LinQ Lite Action Camera Holder	All Switch models	295101139	\$40.99
	<ul style="list-style-type: none"> LinQ Lite attachment system for cameras. Provides great vantage points to capture photos and videos. Designed to hold devices securely. 	<ul style="list-style-type: none"> Fast, easy attachment and removal. Offers 360-angle positioning for perfect filming and taking photos. Requires LinQ Lite Holder for Rail (295101276) for installation on the railing. 	
LinQ Lite Holder for Rail	All Switch models	295101276	\$14.99
	<ul style="list-style-type: none"> Create a new mounting point for most LinQ Lite accessories on the Switch rail. Can be moved around the railing for added convenience and customization. 	<ul style="list-style-type: none"> Opens up more valuable floor space by keeping belongings stored on the perimeter of the watercraft. Quick and toolless installation. Sold in pairs. 	
LinQ Lite Single Holder	295101022	\$20.99	
	<ul style="list-style-type: none"> Allows installation of most LinQ Lite accessories on any flat surface outside Switch pontoon. Possible to install on other vehicles, wherever LinQ Lite accessories can be used. 	<ul style="list-style-type: none"> Ideal storage solution for when LinQ Lite accessories are not in use. 	
LinQ Lite Holder for Corner Backrest	All Switch models	295101044	\$37.99
	<ul style="list-style-type: none"> Conveniently install LinQ Lite accessories such as LinQ Lite Console Bag or LinQ Lite Cup Holders on Single Seat Corner Backrest. Holds up to two LinQ Lite Cup Holders or a single LinQ Lite Bag. 	<ul style="list-style-type: none"> Stylish and strong finished look. Includes installation hardware. 	
Sea-Doo 3.7 US Gal (14 L) Cooler Bag	295100965	\$169.99	
	<ul style="list-style-type: none"> 3.7 US gal (14 L) of thermal insulated soft-sided storage. Waterproof sealed construction. Magnetic top opening for quick access and sure seal when closed. Robust outer material for durability with a modern look. Carry handles and removable straps for easy transportation to and from the water. 	<ul style="list-style-type: none"> Outside identification pocket. Stows perfectly in the Single Seat underseat storage of all Switch models. Can contain sixteen 355 ml cans. Keeps ice cold for two days. Exterior dimensions: 13" L x 12¼" W x 9" H. Interior dimensions: 11" L x 12" W x 7" H. 	

Dry Bag 2.6 US Gal (10 L)	269502121	\$37.99
----------------------------------	------------------	----------------



- Watertight bag.
- Puncture-resistant PVC coated polyester fiber material.
- Reinforced bottom.

Dry Bag 6.6 US Gal (25 L)	269001936	\$60.99
----------------------------------	------------------	----------------



- Watertight bag.
- Puncture-resistant PVC coated polyester fiber material.
- Reinforced bottom.
- Includes a shoulder strap.
- 420-denier resistant polyester with TPU coating.

Stainless Barrel Lock	All Switch models	295100936	\$89.99
------------------------------	-------------------	------------------	----------------



- Locking mechanism for glove box, engine access cover and under-deck storage compartment keeps stowed items safe and secure while you're on shore.
- Fully marinated stainless steel design is corrosion resistant for marine applications.
- Tamper-resistant security locks offer ultimate peace of mind.
- Sold individually, comes with one key.

Fishing Accessories



NEW LinQ Lite Multipurpose Bag	All Switch models	295101154	\$99.99
---------------------------------------	-------------------	------------------	----------------



- Perfect add on to store and organize your fishing equipment or store other items like sunscreen, cellphone, sunglasses and more.
- Toolless installation in seconds with LinQ Lite clip-in system.
- Five external pockets for fast access to small necessities.
- Features one zippered opening.
- Fishing line leader dispenser included.
- Dedicated tacklebox compartment.
- Smartly secures on perimeter railing, on LinQ Lite Holder for Corner Backrest (295101044) or Quick-Attach Fishing Pedestal Seat (295101306) to maximize floor space.
- Dimensions: 16" L x 3.5" W x 10.5" H.

NEW Quick-Access Rod Storage	All Switch models	295101324	\$199.99
-------------------------------------	-------------------	------------------	-----------------



- Convenient Fishing Rod Storage System fits to the rail near the console.
- Can store up to four fishing rods.
- Possibility to lock the system for added security when leaving the boat.

NEW Rail Rod Holder with LinQ Lite

All Switch models

295101308

\$99.99



- Perfect to safely transport your fishing rods to your favorite fishing spots or for trolling.
- Features quick attachment system with release lever for easy installation onto / removal around the railing for added convenience and customization.
- Firmly holds fishing rod using a molded rubber cap specifically designed to quickly secure or remove the fishing rod using the reel arm.
- Allows installation of a single LinQ Lite accessory.

NEW Quick-Attach Fishing Pedestal Seat

All Switch models

295101306

\$999.99



- Optimized for fishing.
- Can be moved around on the Quick-Attach Switch tiles.
- Allows installation of LinQ Lite accessories on each handles on the side of the seat.
- Designed for ease of movement and comfort.
- Adjustable height, 360 rotation.
- Backrest can be folded and used as a working table for fishing rod prep.
- Passenger should sit on it only when the boat is going 5mph or less.

Biminis, Camper Enclosures and Tops

Double Bimini Top 18'

Double Bimini Top 21'



Double Bimini Top

Double Bimini Top 18' – Switch Sport 18'; Switch Cruise 18'

295100823

\$1,799.99

Double Bimini Top 21' – Switch Sport 21'; Switch Cruise 21'

295100962

\$1,999.99

Switch Cruise Limited 21'; Switch Fish 21'

295101424

N/A

- Full-length weather and sun protection in a robust, modern design.
 - Made of UV and water resistant high-grade marine canvas.
 - Double-face lamination for added stability and water protection.
 - No top speed limitation on water.
 - Capable of being deployed in three stages (front, rear and full coverage).
 - Easily deployed and lowered by one person.
 - Compatible with the addition of Camper Enclosure.
 - Includes canvas and structure.
 - Light pole extension (295101048) is required for riding between sunset and sunrise or when visibility is reduced.
- 295100823
- Provides additional 36" of coverage at the front and 22" at the rear.
- 295100962, 295101424
- Provides additional 72" of coverage at the front and 22" at the rear.

Light Pole Extension

295101048

\$224.99



- Required when the Double Bimini Top is installed, between sunset and sunrise, or when visibility is reduced.
- Indicates watercraft's position and orientation, especially with respect to other vessels, when the Double Bimini Top is installed.
- Easy connection and installation the same way as the standard navigation light.

Bimini Top Sleeve

Double Bimini Top Sleeve



Bimini Top Sleeve

Bimini Top standard section
Bimini Top extended section

295101136
295101137

\$119.99
\$119.99

- Sleek, modern storage design protects your Switch Bimini Top.
- Perfect during storage, trailering or cruising with the bimini closed.
- UV- and water-resistant high-grade marine canvas construction.
- Easy one-person installation.
- Requires Bimini Top or Double Bimini Top.
- Requires 295101136 and 295101137 for full protection of a Double Bimini Top.

Camper Enclosure 18'

Camper Enclosure 21'



Camper Enclosure

Camper Enclosure 18' – Switch Sport 18'; Switch Cruise 18'
Camper Enclosure 21' – Switch Sport 21'; Switch Cruise 21'; Switch Cruise Limited 21'

295100963
295101004

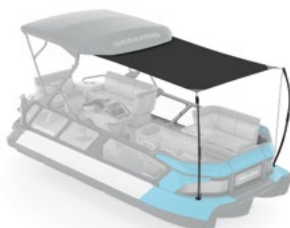
\$2,399.99
\$2,609.99

- Add full protection from weather, bugs and other elements.
- Full field of view when in use is unmatched in the marine industry.
- Next-level innovation offers exceptional ease of use.
- Labeled installation sections eliminate guesswork during assembly.
- Bug netting defends against insects while allowing air flow.
- Under-roof pockets cleverly store canvas and panels when not in use.
- Zippered closure system.
- Railing clip system provides effortless installation without the use of hard snaps.
- Light pole extension (295101048) is required when riding between sunset and sunrise, or when visibility is reduced.

295100963
• Requires the Double Bimini Top (295100823) for installation (sold separately).
295101004
• Requires the Double Bimini Top 295100962 ou 295101424) for installation (sold separately).

Sunshade Extension 18'

Sunshade Extension 21'



Sunshade Extension

Sunshade Extension 18' – Switch Sport 18', Switch Cruise 18', Switch Fish 18'	295101284	\$639.99
Sunshade Extension 21' – Switch Sport 21', Switch Cruise 21', Switch Cruise Limited 21', Switch Fish 21'	295101285	\$699.99

- Shaded paradise at the forefront, this removable sunshade provides a covered bow seating area.
- High-quality lightweight canvas stands up to UV rays and resists mold and mildew.
- Easy toolless installation. Stores in the included storage bag when not in use.

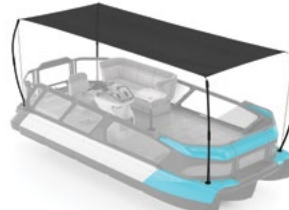
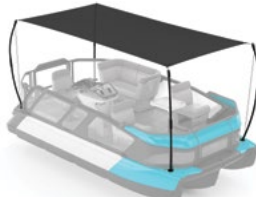

- Conveniently clips to Bimini Top for full deck coverage.
- Includes poles, canvas, ropes and installation bases.

**Not for use at speeds greater than 5 mph (8 km/h).*

Sunshade 13'

Sunshade 16'

Sunshade 19'



Sunshade

Sunshade 13' – Switch Compact	295101030	\$899.99
Sunshade 16' – Switch 16	295100781	\$939.99
Sunshade 19' – Switch 19	295101031	\$999.99

- This removable sun shade provides covered seating area for entire watercraft.
- Sturdy, heavy-duty stitching for use while underway and long-lasting durability.
- Lightweight, high-quality perforated canvas holds up against UV rays and resists mold and mildew.

- Easily installs without tools and stores in included storage bag.
- Includes the poles, the canvas, the ropes and the installation bases.
- Offers great sun protection at rest during no/light wind conditions or when cruising below 5 mph (8 km/h).

Audio, Electronics & Electricals



Fourth JL Audio System Table

Switch Cruise Limited	295101214	\$2,299.99
-----------------------	------------------	-------------------



- 10.25" Color Touchscreen Display is pre-programmed to optimize sound quality.
- Two High-performance 6.5" JL Audio speakers feature a long-throw woofer design and excellent power handling for amazing sound at speed, or lounging at rest.
- The 10" JL Audio subwoofer with long-throw capability delivers tremendously rich bass performance with complete clarity from compact, shallow-depth enclosure.
- JL Audio amplifier delivers very clean, high power output to drive speakers and subwoofer.

- Complete audio-visual experience with Bluetooth controlled RGB LED lighting.
- Built within Switch corner table for a seamless integration and provides multi-function with cup holders and USB ports.
- Reliable and durable marine-grade construction, all components are resistant to corrosion and elements.
- Addition of High Capacity Battery Holder and Harness Kit (295100966) highly recommended.

Two JL Audio System Tables



All Switch models (2024 and up, except Switch Cruise Limited)

295101213

\$4,799.99

- Four High-performance 6.5" JL Audio speakers feature a long-throw woofer design and excellent power handling for amazing sound at speed, or lounging at rest.
- The 10" JL Audio subwoofer with long-throw capability delivers tremendously rich bass performance with complete clarity from compact, shallow-depth enclosure.
- Two JL Audio amplifiers deliver very clean, high power output to drive speakers and subwoofer.
- Complete audio-visual experience with
- Bluetooth controlled RGB LED lighting.
- Built within Switch corner tables for a seamless integration and provides multi-function with cup holders and USB ports.
- Reliable and durable marine-grade construction, all components are resistant to corrosion and elements.
- JL Audio Harness Adaptor (295101215) required for JL head unit when boat is not equipped with 10.25" Color Touchscreen Display.
- Addition of High Capacity Battery Holder and Harness Kit (295100966) highly recommended.

JL Audio Harness Adaptor



All Switch models (2024 and up, except Switch Cruise Limited)

295101215

\$399.99

- Used when boat is not equipped with 10.25" Color Touchscreen Display.
- The standard JL Audio head unit will control volume at stern, bow and sub independently.
- Compatible with both two table and four table setups.

BRP Premium Audio System



All Switch models

Two 6.5" speakers with 10" subwoofer, two amplifiers and one harness

295100967

\$2,999.99

Two 6.5" speakers

295101013

\$999.99

- Includes four 6.5" speakers, 10" subwoofer and two amplifiers calibrated by JL Audio. Must order both SKUs (295100967 & 295101013) for a complete kit.
- High-performance 6.5" JL Audio speakers feature a long-throw woofer design and excellent power handling for amazing sound at speed, or lounging at rest.
- The 10" JL Audio subwoofer with long-throw capability delivers tremendously rich bass performance with complete clarity from compact, shallow-depth enclosure.
- Two JL Audio amplifiers deliver very clean, high power output to drive speakers and subwoofer.
- Complete audio-visual experience with Bluetooth controlled RGB LED lighting.
- Built within Switch corner tables for a seamless integration and provides multiple functions with cup holders and USB ports.
- Reliable and durable marine-grade construction, all components are resistant to corrosion and elements.
- Addition of High Capacity Battery Holder and Harness Kit (295100966) highly recommended.
- BRP Audio System (295101275) required for installation.

BRP Audio System



All Switch models (except Switch Cruise Limited 21')

295101275

\$899.99

- Fully integrated Bluetooth audio system.
- Two high-performance 6" speakers and amp deliver 100 W of crisp, clear audio.
- Speakers located at front and rear of console for surround sound-like coverage.
- Console-mounted control pad for easy access.
- Fully watertight and corrosion resistant, built to withstand harsh outdoor conditions and salt water.

10.25" Color Touchscreen Protector



Vehicle equipped with 10.25 in. Color Touchscreen Display

860202680

\$25.99

- Tempered glass - 0.3 mm thick.
- 9 H hardness for tough protection.
- 100% bubble free adhesive.
- Anti-scratch, anti-glare and anti-fingerprint.
- Maintains 99.99% clarity.
- Easy to clean.

NEW Garmin[†]
ECHOMAP™ UHD2 72sv
GPS



All Switch models (2024 and up)

295101242

\$1,149.99

- Bright, sunlight-readable 7" (17.8 cm) touchscreen.
- GPS support included for installation.
- Transducer not included, provides GPS function only.
- Features a quick-release bail mount for quick installation and removal.
- Preloaded worldwide basemaps and compatible with Bluechart® G3 coastal charts (sold separately).
- Share data and maps with select ECHOMAP devices on your network.
- Use built-in Wi-Fi® to pair with the free ActiveCaptain™ app for access to OneChart™, smart notifications¹, Garmin Quickdraw™ Community data and more.
- Requires Harness (278003684) if installed along with other electrical accessories.

Fish Finder and Depth
Finder Garmin[†] GT15M-IH
Transducer



All Switch models

295100972

\$339.99

- Garmin's GT15M-IH In-Hull Mid-band CHIRP Transducer provides accurate depth readings even at high speed.
- Ideal for watercraft where you want to install the transducer inside a fiberglass hull and not on the transom.
- It can be used with a hull dead rise angle between 0 and 25 degrees and is excellent for watercraft traveling at high speeds.
- In-hull installation, no need to drill through the vessel; no drag.
- The 8-pin transducer with four plastic tanks features mid-band CHIRP traditional sonar (85-165 kHz) and has a power rating of 600 W.
- Requires Garmin[†] ECHOMAP™ GPS.

Depth Finder



All Switch models

295100872

\$449.99

- Shows water depth below the hull.
- Simple plug-and-play installation.
- Integrates depth display into gauge menu.
- Does not require Garmin ECHOMAP GPS screen for installation.

Front Docking Lights



All Switch models

295101083

\$299.99

- Perfect low-light visibility for docking or loading at dusk.
- Low/high-beam intensity.
- Fixed bow-mounted installation.
- Control switch installed on console.
- Requires Harness (278003684) if installed along with other electrical accessories.

NEW Rear Underwater
Lights



All Switch models

295101327

\$349.99

- Perfect visibility in low light conditions at dusk and in foggy conditions.
- The soft glow emits a pleasant atmosphere on your boat.
- Low/high-beam intensity.
- Stern underwater installation.
- Control switch installed on console.
- Requires additional Harness (278003684) if installed along with other electrical accessories.

Heated Grips



All Switch models

295100812

\$239.99

- Heated handlebar grips keep hands warm on cool rides.
- Five pre-set heat levels for optimal comfort.
- Replace existing grips with easy, slip-on design.
- Sea-Doo's renowned integrated palm rest design.
- Specially designed for marine conditions.
- Requires Harness (278003684) if installed along with other electrical accessories.

NEW Battery Upgrade and Cut-Off Switch kit

All Switch models (2023 and prior)

295101330**\$174.99**

- Increases audio listening time when stopped on the water and allows GPS and Fish Finder usage.
- Masterswitch upgrade ensures less battery drainage.
- Helps prevent battery to die during long time storage.
- Specific upgrade for 2022 and 2023 Switch models.
- Does not include 32 Ah battery.

NEW Double Battery Kit with Battery Charger

On All Switch Models (Except Switch Fish and 13' models)

295101482**\$799.99****Double Battery Kit:**

- Give you at least 4 hours of listening without engine running.
- Replaces original battery.
- Includes batteries enclosure, breaker and electrical harnesses.
- Does not include actual Group 27 Battery.
- Requires Battery Upgrade & Cut-Off Switch Kit (295101330) for installation on 2022 and 2023 models.

Battery Charger:

- Fully automatic 20 A double bank battery charger.
- Charges and maintains large batteries.

- Microprocessor controlled multi-stage charging for added precision, safety and battery life.
- Auto-voltage detection.
- Automatically detects 6 or 12 volts batteries.
- Cap and owner's manual.
- Float mode monitoring automatically maintains optimum battery charge.
- Reverse hook-up protection helps protect battery and charger from damage.
- Meets the highest industry standards for energy.
- Includes : 20 Amp double bank battery charger and owner's manual.

High Capacity Battery Holder and Harness Kit

All Switch models (except Switch Fish)

295100966**\$209.99**

- Allows you to install a Group 27 AGM battery that will give you the extra juice you'll need to power auxiliary electrical components like a sound system or GPS.
- Includes all necessary wiring and battery holder.
- Required Group 27 AGM battery not included.

Ski and X Package Module

Switch, Switch Cruise (except Switch Cruise Limited 21')


295100857**\$189.99**

- One module that includes both Ski and X Package functions:
 - Activates ski mode: Offers a choice of different preset acceleration curves for perfect launch every time when towing a skier or wakeboarder, plus steady tow speed.
 - Activates X package functions on gauge. See X Package Module description to find out which X features it unlocks on your vehicle.
- User-friendly interface on gauge.
- Simple plug-in connection.
- Standard on Switch Sport models.
- Includes hardware necessary for installation.

Flooring Accessories



Sun Pads




All Switch models

- Provides the perfect place for relaxing in the sun with friends.
- 25 mm pad thickness offers seat-like comfort.
- Water-resistant material will not absorb water.
- Durable, high-quality material is easy to maintain and resists fading, stains, mildew, as well as wear and tear.

281300781 Rectangle	\$114.99
281300780 Corner	\$114.99
281300782 Square	\$89.99

- Secured in place with plastic hooks, over-molded with polyurethane material for easy install and removal.
- Customizable configuration with the Switch tile system.
- Sold individually.

Deck Mat



Switch Compact

Switch 16, Switch Fish 18'

Switch 19, Switch Fish 21'

Switch Sport Compact


Switch Sport 18

Switch Sport 21


- Adds extra comfort for passengers with a stylish, modern look.
- Fast and easy to install, remove and customize configuration in seconds with exclusive Switch quick-attach tile system integration.
- 8 mm thickness adds ideal padding for lounging, sunbathing and cruising for the whole family.

295101336	\$599.99
295101334	\$769.99
295101335	\$799.99
295101337	\$599.99
295101338	\$539.99
295101339	\$639.99

- Polyurethane material construction cleans easily and resists stains, fading and mildew.
- Anti-slip finish provides secure surface to stand on, even in wet conditions.




295101336




295101337



295101334



295101338



295101335



295101339

Furniture & Seating



Adjustable Table




All Switch models

295100784

\$229.99

- Offers flexible comfort and convenience in a variety of adjustable heights and positions.
- Textured tabletop pattern adds grip to table surface to help items stay in place.
- Four cup holders to securely hold most sizes of beverages.
- Easily installs with Switch locking mechanism in three locations: front or rear of the boat, or on the swim platform.
- Top portion can also be used without pedestal when installed between two seats.
- Two LinQ Lite mounting points increase versatility and usable space by allowing LinQ Lite cup holders to be mounted on the side of the table.
- Dimensions: 22" x 18".
- Maximal height: 29" retractable to: 20".

Quick-Attach Corner Table



All Switch models

295101052

\$299.99

- Convenient corner table with two cup holders adds storage and versatility to overall floor plan.
- Multiple layout configurations thanks to exclusive Switch latching system.
- Easily removable in seconds to add more open floor space when desired.
- Easy-to-clean surface and perfect match for Switch's modern look.
- Sport Railing Backrest must be removed for installation on Switch Sport models.

Quick-Attach Single Seat



All Switch models

295100982

\$399.99

- Comfortable, versatile seat for one passenger.
- Capable of moving around the deck for a variety of layouts.
- Toolless installation and removal with the Switch latching system.
- Available handle adds security for bumpy rides.
- Marine-grade vinyl is easy to clean and stands up to sun and weather.
- Can be installed on the Multi-surface Switch Modular Deck (sold separately) for use outside your Switch.
- Seat Corner Backrest and Seat Side Panels can be added (sold separately) for a more finished layout.

Seat Side Panel



Single Seat

295101047 Right

\$42.99

295101046 Left

\$42.99

- Closes the underseat storage space for a closed storage compartment.
- Seamless integration and easy installation.

Seat Corner Backrest



Single Seat

295100970 Right

\$299.99

295101045 Left

\$299.99

- Create a corner seat or complete a longer bench for more seating.
- Padded lateral support provides optimal comfort.
- Available in both right- and left-handed orientation to fit your needs.
- Must be mounted to the side of a Switch Single Seat.
- Features a LinQ Lite Holder for Corner Backrest (295101044) that allows the installation of LinQ Lite accessories.

LinQ Lite Holder for Corner Backrest



All Switch models

295101044

\$37.99

- Conveniently install LinQ Lite accessories such as LinQ Lite Console Bag or LinQ Lite Cup Holders on Single Seat Corner Backrest.
- Holds up to two LinQ Lite Cup Holders or a single LinQ Lite Bag.
- Stylish and strong finished look.
- Includes installation hardware.

Driver Seat Bolster	Driver Seat	295101007	\$224.99
----------------------------	-------------	------------------	-----------------



- Flip-up bolster adds 7" to driver seat for a higher seating position.
- Perfect ergonomics for the captain over longer rides.
- Marine-grade vinyl-coated polyester resists cracking, stains and mildew.
- Quick, easy installation.
- Standard on Switch Sport and Cruise models.

Soft Armrest with Cup Holder		269003781	\$109.99
-------------------------------------	--	------------------	-----------------



- Adds comfort plus a convenient cup holder for your beverage.
- Ideal height for arm support while lying on the Sport Lounge.
- Easy installation.

Watersport Accessories

Wakeboard Holder	All Switch models	295100932	\$299.99
-------------------------	-------------------	------------------	-----------------



- Easy, safe onboard storage for your wakeboard.
- Rail-mounted installation saves valuable floor space.
- Robust quick-install system can be installed in a variety of locations for ultimate convenience.
- Soft rubberized cushion protects board edge while underway.
- Adjustable strap accommodates most sizes and styles of wakeboards and wakeskates.
- Sold individually, each rack holds one wakeboard.

Wake and Ski Pylon	All Switch models	295100971	\$759.99
---------------------------	-------------------	------------------	-----------------



- High-rise tow pylon for the perfect ski or board pull.
- Raises tow point by 23 $\frac{5}{8}$ " (60 cm) to keep rope out of the water and provide optimal pull angle.
- Easy install and removal.
- Profiled tube made of extruded high-strength aluminum.

Rearview Mirror	Switch models with Bimini Top	295100934	\$179.99
	Switch models without Bimini Top	295100777	\$179.99



- Ideal solution for rearview sight while towing.
- Adjustable height and angle for the perfect view.
- Wide angle mirror reduces blind spots.
- Folds up when not in use.
- High quality mirror for an undistorted view.
- Securely clamps to the Bimini Top structure.
- Dimensions: 4.4" x 9".
- Standard on Switch Sport models.

Shock Tube

295100662

\$24.49



- Protects passengers from ski rope kick-back and keeps it away from impellers.
- Durable nylon covered closed-cell foam.

Swim Platform

Switch 16', Switch 19'

295100780

\$599.99



- Adds 18" of platform space to the rear of the watercraft, outside the railing.
- Easy access to water for swimming, tubing and other watersports.
- Includes two retractable LinQ attachment points to allow for easy LinQ accessory installation and stows out of the way when not in use.
- Allows for use of Adjustable Table accessory for true waterfront dining.
- Compatible with Quick Attach Inflatable Holder to store inflatables.

Swim Platform

Switch 16', Switch 19' (2024 and up)

295101286

\$1,699.99



- Adds 18" of platform space to the rear of the watercraft, outside the railing.
- Easy access to water for swimming, tubing and other watersports.
- Includes two retractable LinQ attachment points to allow for easy LinQ accessory installation and stows out of the way when not in use.
- Allows for use of Adjustable Table accessory for true waterfront dining.
- Compatible with Quick Attach Inflatable Holder to store inflatables.
- The Swim Platform is now as large as the rear of the pontoon.
- Comes with a ladder to facilitate boarding and unboarding of the swim platform.

Quick Attach Inflatable Holder

Switch Cruise and Sport 18', Switch Cruise and Sport 21', Switch Cruise Limited 21'

295101050

\$209.99



- Gives you a secure place to stash your tube without having to deflate it first.
- Positioned outside of the boat, it stays out of the way while not in use.
- Adjustable straps accommodate most sizes and shapes of inflatables.

Handebar Comfort




NEW Quick Adjust Handlebar

All Switch models

295101196

\$249.99



- Move your steering up and down with this Quick Adjust Handlebar for added comfort.

Docking & Anchoring



LinQ Lite Fender Kit

All Switch models

295101277

\$199.99



- Optimal protection for watercraft while docking.
- Full adjustable height to fit any dock.
- High quality, marine grade vinyl construction withstands dock impacts, resists sun fading and cracking.
- Easy to inflate to maintain proper air pressure.
- Unique LinQ stowage when not in use, stores vertically on rail out of the way.
- Fast, easy LinQ installation.
- Includes two LinQ Lite Fenders, two LinQ Lite Holder for Rail and ropes.
- Dimensions: 20" length, 7" diameter.
- Color: Grey.

Speed Tie

All Switch models

295100778

\$449.99



- The ultimate mooring line management system that frees up storage and floor space.
- Convenient, easy-access secure docking solution, fully integrated rope management system.
- 3/8" (10 mm) double braided rope, 20' (6 m) at front and 20' (6 m) at rear.
- Installs at pontoon cleats.
- Up to four speed ties per pontoon. One kit each side.
- Sold in pairs.

Front Docking Lights

All Switch models

295101083

\$299.99



- Perfect low-light visibility for docking or loading at dusk.
- Low/high-beam intensity.
- Fixed bow-mounted installation.
- Control switch installed on console.
- Requires Harness (278003684) if installed along with other electrical accessories.

NEW Rear Underwater Lights

All Switch models

295101327

\$349.99



- Perfect visibility in low light conditions at dusk and in foggy conditions.
- The soft glow emits a pleasant atmosphere on your boat.
- Low/high-beam intensity.
- Stern underwater installation.
- Control switch installed on console.
- Requires additional Harness (278003684) if installed along with other electrical accessories.

Anchor Kit

295100821

\$279.99



- Optimal anchoring solution for Switch pontoon for mooring in mud, sand, gravel and rock bottoms.
- Easily stows in dedicated Integrated Anchor Storage.
- Specifically designed for perfect integration and optimal performance for the Switch weight in several anchoring conditions.
- Rust-resistant vinyl-coated anchor and chain.
- Kit includes: Anchor (8 lb), 3/8" x 100' marine-grade black nylon rope with two stainless steel shackles and 1/4" x 4' high-quality PVC coated chain.

Mooring Rope

295100825








\$25.99



- Shock cushioned nylon rope ideal for mooring your Switch.
- 25-foot length.
- Highly durable, high strength.


Boating Essentials




<p>Paddle</p>  <ul style="list-style-type: none"> • Lightweight retractable paddle. • Versatile T-handle provides grip and doubles as a docking hook. • Floats for added peace of mind. 	<p>295101192 Black</p>	<p>\$99.99</p>	
<p>Fire Extinguisher</p>  <ul style="list-style-type: none"> • A requirement for any watercraft. • Designed to fit in any fire extinguisher case holder. • Ideal for grease, oil and electrical fires. • US and Canadian Coast Guard approved. 	<p>295100833</p>	<p>\$34.99</p>	
<p>Whistle</p>  <ul style="list-style-type: none"> • Pealess whistle. • Produces an extremely loud, high, penetrating sound that can be heard over long distances. • Unaffected by water; just clear with one quick blow. 	<p>295500554</p>	<p>\$9.99</p>	
<p>Safety Equipment Kit</p>  <ul style="list-style-type: none"> • This kit includes all the essentials for your watercraft. • 50' (15 m) of buoyant heaving line, bailer, whistle and watertight flashlight. 	<p>295100330</p>	<p>\$21.49</p>	
<p>RF Programmable D.E.S.S.™ Key</p> 	<p>All Switch models</p> <ul style="list-style-type: none"> • Digitally Encoded Security System (D.E.S.S.) key's ball-and-socket design provides riders with easy and quick starts every time. • Anti-theft technology: the key communicates with the vehicle wirelessly, so the vehicle starts only when the key code matches the vehicle, for ultimate peace of mind. 	<p>278003400 Yellow 278003401 Green (Learning Key)</p>	<p>\$63.99 \$69.99</p> <ul style="list-style-type: none"> • The RF Programmable D.E.S.S. Key can also be programmed to limit the speed of the boat, enabling first time users and less experienced operators to learn how to operate it while gaining the necessary confidence and control. • Color options facilitate the differentiation between the programmed keys. • Can be used as replacement key or second key.
<p>Key Bracelet</p> 	<p>RF Programmable D.E.S.S.™ Key</p> <ul style="list-style-type: none"> • Bracelet only. • RF Programmable D.E.S.S.™ Key sold separately. 	<p>278004088</p>	<p>\$29.99</p>
<p>Registration Kit</p> 	<p>All Switch models</p> <ul style="list-style-type: none"> • High-quality UV-resistant registration kit. • Easy to install without deformation, with a glue that will adhere to all surfaces. • Meets mandatory regulations for height, size and international laws. 	<p>295100631</p>	<p>\$40.99</p>

Covers



Console Cover 	All Switch models	295101195	\$189.99
	<ul style="list-style-type: none"> Weather-resistant cover protects your console during storage and transportation. Made of heavy-duty UV-resistant solution-dyed polyester canvas. Soft inner lining prevents panel abrasion. Yellow fabric indicates handlebar position. Zippered openings allow easy access to the console's small storage space. Perfect fit for your console, with or without installed Garmin GPS. 		

Captain Seat Cover 	All seats without armrest	295101250 · without armrests	\$119.99
	All seats with armrest	295101194 · with armrests	\$119.99
<ul style="list-style-type: none"> Weather-resistant cover protects your driver seat during storage and transportation. Made of heavy-duty UV-resistant solution-dyed polyester canvas with two vents. A logo indicates backrest top position for ease of installation. 			



Mooring and Trailing Cover	Switch Compact	295101067	\$769.99
	Switch 16'	295101069	\$869.99
	Switch 19'	295101068	\$979.99
	Switch Sport Compact	295101005	\$769.99
	Switch Sport 18', Switch Fish 18'	295101080	\$869.99
	Switch Sport 21', Switch Fish 21'	295101081	\$979.99
	Switch Cruise 18'	295100783	\$879.99
	Switch Cruise 21', Switch Cruise Limited 21'	295100964	\$979.99
<ul style="list-style-type: none"> Heavy-duty, UV-resistant polyester canvas mooring cover keeps Switch interior dry and protected. Innovative clip system makes for easy, fast installation, and allows LinQ Lite accessories to remain attached to the rails while cover is in use. Interior pole system keeps cover elevated and prevents water pooling on the cover. Air vents at the front and rear allow increased air circulation. Compatible with Switch bimini tops. Includes everything needed for immediate use. 			



Front Triling Cover	All Switch models	295100782	\$289.99
	<ul style="list-style-type: none"> Protects front hull and panels from dirt, insects and other debris while triling. Simple installation by attaching to trailer and Switch mooring cleats. Provides full watercraft coverage when paired with Switch Mooring Cover while triling. Polyurethane coating makes cleaning fast and easy. 		



Parts & Maintenance



Parts & Maintenance

- 49 Parts
- 50 Engine Oils
- 50 Functional Fluids
- 51 Lubricants
- 54 Cleaning and Care Products



Sea-Doo limited warranty*

1-Year on BRP Parts

*Purchased at an authorized BRP dealership/distributor or on a BRP-authorized online store. Unless otherwise stipulated or required by law. Other exclusions may apply. See complete limited warranty or contact your authorized Sea-Doo dealer. This limited warranty does not apply to factory-installed accessories.



Parts

Batteries	2024 and up	Yuasa	30 amps (BBPM7230L) 100 amps (Group 27 AGM battery)	515176151 296000457	\$214.99 N/A
	<ul style="list-style-type: none"> • Factory activated. • Permanently sealed and non-spillable. • Made from absorbent glass mat (AGM). 				
Impeller	130 or 170 HP – vehicle 13' length 130 or 170 HP – vehicle 16' or 19' length 230 HP		267001083 267001081 267001085	\$369.99 \$369.99 \$469.99	
	<ul style="list-style-type: none"> • High performance impellers designed specifically to enhance engine performance and calibration. • Offers a perfect fit with wear ring and driveshaft components. 				
Wear Ring	100, 130 and 170 HP 230 HP		267000419 267000917	\$79.99 \$79.99	
	<ul style="list-style-type: none"> • Simple, cost effective way to keep the pump system operating like new. • Restore tight clearance to your impeller. • Reduce cavitation and recover lost performance caused by a worn ring. 				
Sacrificial Anodes			271001942	\$17.99	
	<ul style="list-style-type: none"> • Sacrificial anodes are specifically designed to protect parts of your personal watercraft that are underwater from galvanic corrosion. • Like the name implies, they essentially "sacrifice" themselves by absorbing the electrochemical process of corrosion to prevent metal components like the impeller, jet pump nozzle or engine from being "eaten away" instead. • Galvanic corrosion can cause major damage if not controlled. • Inspect your sacrificial anode at least once a month. • Replace it when it is 50% depleted. 				
Oil Filter			420956744 Rotax 1500 cc and more engines	\$19.99	
	<ul style="list-style-type: none"> • Ask your certified BRP dealer to match the right parts to your model. 				
NGK[†] Spark Plug	DCP-R8E		715900642	\$5.69	
	<ul style="list-style-type: none"> • BRP dealers carry the full line of premium NGK Spark Plugs for Sea-Doo watercraft. 				

Engine Oils



XPS 4T 5W-40 Full Synthetic Oil Change Kit

9779486 Rotax 1500 cc and more engines



- Ultra-convenient “all-in-one” oil change kit saves time and money.
- Includes XPS Full Synthetic Oil, oil filter, O-rings and washer.

XPS 4T 5W-40 Full Synthetic Oil

9779492 1 qt. / 0.946 L
9779493 1 US gal / 3.785 L



- Designed for high-performance off-road, on-road and PWC 4-stroke engines, including turbo or supercharged powersport engines.
- Off-road formula with premium antiwear and anti-corrosion additives.
- Provides superior engine and transmission protection against rust and corrosion even in extreme conditions.

Functional Fluids



Extended Life Pre-mixed Coolant

9779150 1 qt. / 0.946 L



- Antifreeze/coolant contains the correct dilution and the necessary additives to prevent corrosion and inhibit cavitation in BRP cooling systems.
- Long-life, 5-year formula specially formulated for BRP vehicles.
- Superior heat transfer.
- Ideal replacement for vehicles that normally use a 2-year antifreeze/coolant (green).
- 5-year (orange).

Lubricants



Synthetic Grease

9779702 14 fl. oz. / 400 g



- Recommended for marine applications.
- This synthetic grease provides the best wear protection and water resistance available.

Synthetic Jet Pump Oil

9779221 6 fl. oz. / 178 ml



- Synthetic Jet Pump Oil uses a unique combination of synthetic base stocks and additives that allow higher loads, superior shear stability and reduced oxidation compared to other synthetics and conventional API GL-5 oils.
- Recommended for use in Sea-Doo jet pumps requiring oil.

Jet Pump Bearing Grease

9779703 3.7 fl. oz. / 110 ml



- Specially made for high performance jet propulsion systems.
- High-performance grease formulated to resist and repel water.
- Prevents the spread of surface oxidation which causes rust and corrosion.

XPS Spline Grease

9779704

(Not illustrated)

- XPS Spline Grease All-Weather is an enhanced formulation using a balance of molybdenum disulfide and surface modified synthetic graphite combined to provide protection for a wide variety of applications over a wide temperature range.
- XPS Spline Grease All-Weather eases assembling and dismantling, saving man hours. It assures protection against rust, oxidation, and corrosion. It will not harden, evaporate, or settle out; and it requires no thinning.

Anti-Corrosive Lubricant

9779701 14 fl. oz. / 400 g



- Multipurpose lubricant that can also be used to prevent rust, corrosion and moisture intrusion.
- It contains extreme pressure additives that work as an all-around lubricant for just about anywhere lubrication is needed.

XPS Storage Oil

9779173 12 fl. oz. / 350 g



- High-performance fogging oil designed to protect internal engine parts from rust and corrosion.
- It coats engine internals throughout the whole storage period and is burned away through combustion when engine is started.
- Protects engines during non-use or storage.
- Burns complete upon start up.

Fuel Stabilizer

9779171 8 fl. oz. / 236 ml



- Ethanol-compatible and will stabilize fuel in your tank to keep it from breaking down and causing hard starting, throttle hesitation and poor run quality.
- Ethanol attracts moisture, and this product contains powerful anti-corrosion additives to protect fuel system components.
- Prevents problems associated with E10 fuels.

XPLORING

STARTS WITH

XPS



XPSLUBRICANTS.COM



HOW TO USE THEM

- 1. Spray the All Purpose Cleaner & Degreaser product** directly on surface, use a soft brush for stubborn dirt, wipe off with a dry or wet cloth. Rinse with water if needed. (9779313 – 22 fl. oz. / 650 ml, 9779314 – 2 qt. / 1.89 L)
- 2. Spray the Sea-Doo Hull Cleaner product** directly on hull and allow 2 to 4 minutes to work, then scrub with a brush. Immediately rinse thoroughly with water, ideally with a pressure washer. (9779309 – 22 fl. oz. / 650 ml)
- 3. Mix the Wash & Wax** in 30 ml (1 oz) of cleaner for every 4 L (1 gallon) of water used. Scrub the hull and deck with a clean wash mitt or soft brush and rinse thoroughly with water. (9779310 – 16 fl. oz. / 473 ml, 9779311 – 22 fl. oz. / 650 ml)
- 4. Spray the Multi-Surface and Glass Cleaner** directly on surface and wipe off excess with a clean, soft cloth. (9779316 – 22 fl. oz. / 650 ml)
- 5. Spray the Vinyl & Plastic UV Protectant** on surfaces and spread evenly with a dry and clean cloth. Allow five minutes for product to penetrate and wipe any excess with an additional cloth. Allow one to two hours for drying process to be complete. (9779317 – 22 fl. oz. / 650 ml)
- 6. Shake well before using the Wax with Polymer.** Ensure that the boat or PWC has been properly cleaned and is completely dry before application. Using a dry wax applicator, apply a thin layer over gelcoat and allow 30 minutes to dry, then wipe with a clean and dry microfiber cloth. Product can be applied with a rotary or orbital buffer. (9779320 – 22 fl. oz. / 650 ml)
- 7. Spray Fabric Waterproofing product** on your textile. Fabric must be clean, free of detergent and completely dry before applying waterproofing. Spray product evenly until fabric is uniformly wet. Allow 1 hour to dry. (9779321 – 16 fl. oz. / 473 ml)



Discover our
care products online

Cleaning and Care Products



Eco-friendly Hull Cleaner

9779300 33 fl. oz. / 946 ml

9779301 2 qt. / 1.89 L



- Removes tough hull and waterline stains from scum, algae, rust and more while being gentle on the environment.
- Deep cleaning formula dissolves grime without heavy scrubbing and is safe for fiberglass, gelcoat, and painted surfaces of your hull.

All-Purpose Cleaner & Degreaser

9779313 22 fl. oz. / 650 ml

9779314 2 qt. / 1.89 L



- Works above and below deck on tough stains, grease and grime.
- Effective on vinyl for mold and mildew too.
- This fast-acting phosphate free eco-friendly formula is safe on all boat surfaces.

Multi-Surface & Glass Cleaner

9779316 22 fl. oz. / 650 ml



- Waterless all-purpose polymer cleaning solution for vinyl, paint, glass, plastic and chrome.
- Removes grime easily and leaves a thin protective layer, making future cleaning easier.
- Dries quickly with no streaks or marks left behind.

Wash & Wax

9779310 16 fl. oz. / 473 ml

9779311 2 qt. / 1.89 L



- One step wash and wax is eco-friendly and biodegradable.
- Contains wax and polymers to leave a brilliant shine.
- Safe and effective for all boat surfaces including non-skid, vinyl and canvas.
- Low suds formula rinses easily.

Wax & Sealant Nano-polymer

9779319 16 fl. oz. / 473 ml



- Premium polish and sealant for gelcoat, fiberglass and painted surfaces using nanotechnology for surface penetration and adhesion.
- Superior blend of two cross linked polymers, pure wax and silicone for the ultimate shine and long-lasting protection.
- Unmatched resistance to marine contaminants like UV rays, salt spray, water spots, bird droppings and insects.

Vinyl & Plastic UV Protectant

9779317 16 fl. oz. / 473 ml



- Powerful UV blockers protect boat surfaces.
- Leaves a clean, non-greasy, satin finish that restores color and luster and prevents fading and cracking.
- Perfect for synthetic and natural rubber, plus it works on fiberglass, gelcoat and most plastic.
- Anti-static properties repel dust and grime.

Spray Wax With Polymer

9779320 16 fl. oz. / 473 ml



- This nanotechnology approach combines polymers and wax for superior shine and protection that penetrates and adheres better to outperform other waxes.
- This premium product is perfect for acrylic surfaces, fiberglass, gelcoat, paint or plastic boat surfaces for a long-lasting protective barrier from the elements including the sun's UV rays.
- Safe to use even in direct sunlight.

Fabric Waterproofing

9779321 22 fl. oz. / 650 ml



- Restores and preserves boat canvas and fabrics to keep them performing like new.
- Unique fluoropolymer formula restores water repellency, adds UV protection and stain protection and prevents color fading and premature aging of boat fabrics.
- Safe for natural and synthetic fibers, does not affect the fabric's feel, color or breathability.

Visit xpslubricants.com for more details.

SEA-DOO SWITCH CLEANING 101

- 1 Clear-view side panels
CLEAN & PROTECT: XPS Multi-surface & Glass Cleaner 9779316
- 2 Hull
LIGHT CLEANING: XPS Wash & Wax 9779310
STUBBORN DIRT: XPS Eco-friendly Hull Cleaner 9779300
PROTECT: XPS Vinyl & Plastic UV Protectant 9779317
- 3 Console area
CLEAN & PROTECT: XPS Multi-surface & Glass Cleaner 9779316

- 4 Furniture
LIGHT CLEANING: XPS Multi-surface & Glass Cleaner 9779316
STUBBORN DIRT: XPS All-Purpose Cleaner and Degreaser 9779313
PROTECT: XPS Vinyl & Plastic UV Protectant 9779317
- 5 Deck, deck mats and sun pads
LIGHT CLEANING: XPS Wash & Wax 9779310
STUBBORN DIRT: XPS All-Purpose Cleaner and Degreaser 9779313





Apparel



Apparel

- 60 Sizing Chart
- 62 PFD Guide
- 64 Sea-Doo Wave Grip PFD
- 65 Personal Flotation Device
- 70 Rashguards – UV Protection
- 72 Headwear
- 74 Footwear
- 76 Eyewear
- 78 Sportswear
- 82 Towels and Ponchos
- 83 Play and Licensing Products
- 86 Limited Quantities





Sizing Chart



HOW TO MEASURE

For best results, have someone else take measurements. Measure body in swimsuit or undergarments. Tape must be snug but not tight. If measurements fall between two sizes, order the larger size.

Chest

Measure under your arms, around the fullest part of your chest.

Waist

Measure around your waist at the narrowest place.

Hips

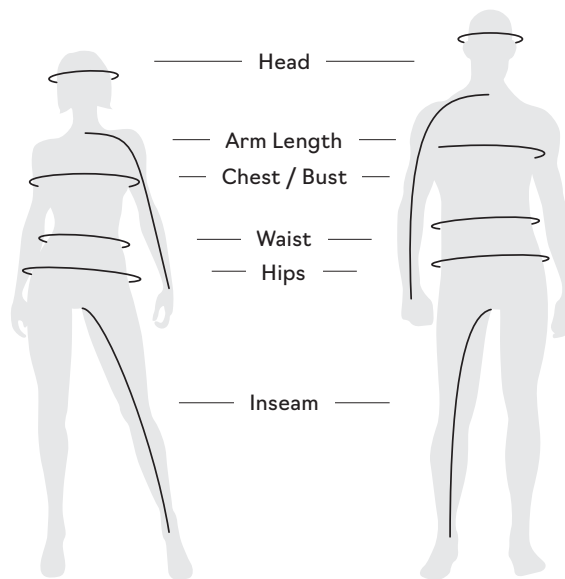
Stand with legs together, measure around the widest part of your hips, ensuring the tape is level.

Arm Length

Let your arms hang down at your sides in a slightly bent position. Measure from the center of the back of your neck, along the length of your arm, to the wrist.

Inseam

Without shoes, from crotch to the floor.



What code represents your style?

- 1 Find your size and color.
- 2 The corresponding code is THE CODE you use to complete the part number on your order.

Example:
 287026 (style number Sea-Doo Wave Grip PFD)
 06 (sizing code M)
 76 (color code Aqua)

Full sku:	Style	Size	Color
	287026	06	76

Size Apparel					
Adult		Adult		Youth/Kids	
Size	Code	Size	Code	Size	Code
ONE SIZE	00	XS/S	90	3-4	79
2XS	01	S/M	72	5-6	52
XS	02	M/L	91	7-8	54
S	04	L/XL	73	10-12	49
M	06	2XL/3XL	74	14-16	50
L	09				
XL	12				
2XL	14				
3XL	16				
4XL	18				

Size Footwear	
Size	Code
5	24
6	25
7	27
8	28
9	29
10	30
11	31
12	32
13	33

Colors					
Name	Code	Name	Code	Name	Code
Clear	00	Magnesium	24	Aqua	76
White	01	Lilac	25	Army Green	77
Brown	04	Hi-Vis Yellow	26	Denim Blue	79
Charcoal Grey	07	Heather Charcoal	29	Blue	80
Silver	08	Red	30	Light Blue	81
Grey	09	Pink	36	Indigo Blue	82
Yellow	10	Ice	38	Royal Blue	83
Gold	11	Violet	41	Navy	89
Orange	12	Deep Purple	42	Black	90
Coral	13	Smoke	57	Black with Graphics	94
Lava Red	17	Green	70	Amber	95
Mixed Color	18	Teal	74	Ivory	97
Mirror Silver	22				

MEN'S – APPAREL

Sizes	XS	S	M	L	XL	2XL	3XL	4XL	5XL
Sizing Code*	02	04	06	09	12	14	16	18	88
Chest (in.)	32-34	35-37	38-40	42-44	46-48	50-52	54-56	58-60	62-64
Waist (in.)	26-28	29-31	32-34	36-38	40-42	44-46	48-50	52-54	56-58
Hips (Seat) (in.)	32-34	35-37	38-40	42-44	46-48	50-52	54-56	58-60	62-64
Arm Length (in.)	30	31	32	33	34	35	35	36	36
Inseam (in.)	31	31½	32	32	32	32	32	32	32

*Codes to complete the part number on your order.

LADIES' – APPAREL

Sizes	XS	S	M	L	XL	2XL	3XL
Sizing Code*	02	04	06	09	12	14	16
Chest (in.)	33-35	35-37	37-39	40-42	44-46	48-50	52-56
Waist (in.)	27-29	29-31	31-33	34-36	38-40	42-44	46-50
Hips (Seat) (in.)	36-38	38-40	40-42	43-45	47-49	51-53	55-59
Arm Length (in.)	29	30	30	31	31	32	32
Inseam (in.)	30	30	30	30	30	30	30

*Codes to complete the part number on your order.

GLOVES (MEASURE PALM WIDTH)

Sizes	XS	S	M	L	XL	2XL	3XL
Sizing Code*	02	04	06	09	12	14	16
Palm (in.)	3	3¼	3½	4	4½	5	5½

*Codes to complete the part number on your order.

PFD sizing information is available on page 69.

Shoe sizing information is available on page 75.



FIND YOUR PERFECT FIT

Personal Flotation Devices

Choosing the right personal flotation device depends on how you like to ride. Should you prioritize comfort or ease of movement, weight or price? What's your preferred material? Help is here: this chart answers all your questions. There's more to our life jackets than meets the eye. Our collection proves safety can be stylish with a look-good, feel-good option for every type of adventure.



EXPLORER AIRFLOW

*The perfect mix
of comfort and
adventure*

AIRFLOW

For ultimate comfort

WAVE

*For comfort of
the driver and
the passenger*

Comfort Level	■ ■ ■ ■ ■	■ ■ ■ ■ ■	■ ■ ■ ■ ■
Price	\$\$\$ \$ □	\$\$\$ □ □	\$\$ □ □ □
Lumbar comfort zone	Yes	Yes	No
Airflow pads	Yes	Yes	No
Explorer package	Yes	No	No
Passenger handles	No	No	Yes
Outer material	Ecoprene	Ecoprene	Ecoprene
Segmented ergonomic panels	10	10	
Types of interior layers for floating	3D Single Layer Float Biosoft Foam	3D Single Layer Float Biosoft Foam	Multi-Layers Float Foam

OUR PFDs AT A GLANCE

Comb through this chart to determine the life jacket that best fits your Sea-Doo Life. There's one for every type of rider – what's yours?

All our PFDs have large armholes for riding comfort and are Coast Guard approved!



FREEDOM


For freedom of movement

EXPLORER

For any adventure

MOTION

Durable yet comfortable



No

No

No

No

No

No

No

Yes

No

No

No

No

Ecoprene

Ripstop Nylon

Polyester

6

4

4

3D Single Layer Float
Soft Foam

Multi-Layers
Float Foam

Multi-Layers
Float Foam

Sea-Doo Wave Grip PFD

The new Sea-Doo Wave Grip provides comfort for everyone. Whether you are the driver or the passenger, this PFD will be perfect for you.

- ① Side passenger handles.
- ② Chest pocket.
- ③ Lumbar comfort zone.
- ④ Side panels in stretch fabric for improved comfort.
- ⑤ D-Ring for key lanyard.
- ⑥ Segmentations at front and back for better comfort and ease of movement.
- ⑦ Multi-Layers Float Foam Inserts.



Personal Flotation Devices



UNISEX – PERSONAL FLOTATION DEVICE



Black (90), Aqua (76)

NEW Sea-Doo Wave Grip PFD

287029 XS, S, M, L, XL, 2XL

\$99.99

Ecoprene PFD with passenger handles.

- Environmentally friendly ecoprene material that is rubber free, flexible, lightweight, breathable and quick dry.
- Side passenger handles.
- Chest pocket.
- Multi-layer float foam inserts.
- LUMBAR COMFORT ZONE: Extra foam padding to minimize the pressure on your lower back while bolstering support.
- UTAK Material will drain away excess water for quick drying and thermal regulated comfort.
- Comfortable fit.
- YKK front zipper.
- Segmentations at front and back for better comfort and ease of movement.
- Side panels in stretch lining fabric for improved comfort.
- Armholes cut large for riding comfort.
- Loop at back neck to attach your goggles to your vest.
- D-ring for key lanyard.
- Coast Guard approved.
- Shell: 100% Polyester.
- Insulation: 20% PVC, 80% Expandable Polyethylene.



Hi-Vis Yellow (26)

Sea-Doo Explorer Airflow PFD

287007 XS, S, M, L, XL, 2XL, 3XL

\$159.99



Orange (12)

Explorer Airflow PFD

287009 XS, S, M, L, XL, 2XL, 3XL

\$159.99

Soft and light PFD with an ultra-durable ecoprene outer shell.

- Environmentally friendly ecoprene material that is rubber free, flexible, lightweight, breathable and quick dry.
- 3D single layer Float Biosoft foam inserts.
- AIRFLOW SYSTEM: Interior EVA molding that keeps the life jacket's surface away from the skin.
- LUMBAR COMFORT ZONE: Extra foam padding to minimize the pressure on your lower back while bolstering support.
- MESH PANEL: Drain away excess water for quick drying and thermal regulated comfort.
- Comfortable fit.
- YKK front zipper.
- Side panels in stretch lining fabric for improved comfort.
- Armholes cut large for riding comfort.
- Camera mount.
- Whistle.
- Handheld VHF radio holder.
- Loop at back of neck to attach your goggles to your vest.
- D-ring for key lanyard.
- Multiple pockets.
- Coast Guard approved.

UNISEX – PERSONAL FLOTATION DEVICE



Hi-Vis Yellow (26)

Airflow Sunset Edition PFD

287011 XS, S, M, L, XL, 2XL, 3XL

\$139.99

Soft and light PFD with an ultra-durable ecoprene outer shell.

- Environmentally friendly ecoprene material that is rubber free, flexible, lightweight, breathable and quick dry.
- 3D single layer Float Biosoft foam inserts.
- AIRFLOW SYSTEM: Interior EVA molding that keeps the life jacket's surface away from the skin.
- LUMBAR COMFORT ZONE: Extra foam padding to minimize the pressure on your lower back while bolstering support.
- MESH PANEL: Drain away excess water for quick drying and thermal regulated comfort.
- Comfortable fit.
- YKK front zipper.
- Side panels in stretch lining fabric for improved comfort.
- Armholes cut large for riding comfort.
- Loop at back of neck to attach your goggles to your vest.
- D-ring for key lanyard.
- Coast Guard approved.



Grey (09)



Black (90)



Orange (12)



Lava Red (17)



Blue (80)

Sea-Doo Airflow PFD

285984 XS, S, M, L, XL, 2XL, 3XL

\$129.99

Airflow PFD

285998 XS, S, M, L, XL, 2XL, 3XL

\$129.99

Sea-Doo Airflow Sunset Edition PFD

285988 XS, S, M, L, XL, 2XL, 3XL

\$139.99

Our most popular PFD. Lightweight, low-profile ecoprene design for all-day comfort.

- Environmentally friendly ecoprene material that is rubber free, flexible, lightweight, breathable and quick dry.
- 3D single layer Float Biosoft foam inserts.
- AIRFLOW SYSTEM: Interior EVA molding that keeps the life jacket's surface away from the skin.
- LUMBAR COMFORT ZONE: Extra foam padding to minimize the pressure on your lower back while bolstering support.
- MESH PANEL: Drain away excess water for quick drying and thermal regulated comfort.
- Comfortable fit.
- YKK front zipper.
- Side panels in stretch lining fabric for improved comfort.
- Loop at back of neck to attach your Sea-Doo goggles to your vest.
- D-ring for key lanyard.
- Sea-Doo and BRP branded versions.
- Coast Guard approved.



Lava Red (17)



Aqua (76)



Blue (80)



Black (90)



Teal (74)



Black (90)

Sea-Doo Freedom PFD

285980 XS, S, M, L, XL, 2XL, 3XL

\$89.99

Sea-Doo Freedom Stream PFD

287001 XS, S, M, L, XL, 2XL, 3XL

\$89.99

PFD designed to give the wearer maximum mobility and exceptional comfort.

- Environmentally friendly ecoprene material that is rubber free, flexible, lightweight, breathable and quick dry.
- 3D single layer Float soft foam inserts.
- LUMBAR COMFORT ZONE: Extra foam padding to minimize the pressure on your lower back while bolstering support.
- MESH PANEL: Drain away excess water for quick drying and thermal regulated comfort.
- Comfortable fit.
- YKK front zipper.
- Segmentations at front and back for better comfort and ease of movement.
- Side panels in stretch lining fabric for improved comfort.
- Loop at back of neck to attach your Sea-Doo goggles to your vest.
- D-ring for key lanyard.
- Coast Guard approved.



Green (70)



Black (90)

Explorer PFD

285996 XS, S, M, L, XL, 2XL, 3XL, 4XL

\$89.99

Explorer PFD

285964 XS, S, M, L, XL, 2XL, 3XL, 4XL

\$89.99

Adventure-ready PFD with pockets and added safety features.

- Heavy-duty rip-stop nylon material.
- Multi-layer float foam inserts.
- Segmented foam at lower back for increased comfort while seated.
- Camera mount.
- Whistle.
- Handheld VHF radio holder.
- Loop at back of neck to attach your Sea-Doo goggles to your vest.
- D-ring for key lanyard.
- Multiple pockets.
- Sea-Doo and BRP branded versions.
- Coast Guard approved.

UNISEX – PERSONAL FLOTATION DEVICE



Hi-Vis Yellow (26)



Black (90)

Sea-Doo Motion PFD

285976 XS, S, M, L, XL, 2XL, 3XL, 4XL **\$54.99**

PFD with an ultra-durable nylon outer shell.

- Heavy-duty nylon material.
- Multi-layer float foam inserts.
- Segmented foam at back bottom for increased comfort while seated.
- Armholes cut large for riding comfort.
- Loop at back of neck to attach your Sea-Doo goggles to your vest.
- Shell: 100% nylon.
- Insulation: 100% expandable polyethylene.
- Coast Guard approved.



BOATING ONLY



Orange (12)



Type II Adult Life Jackets – 4 pack

285982 One size **\$59.99**

Set of four orange Type II life jackets for boating.

- Ideal in calm, inland areas for boating, not approved for PWC.
- Fits adult 90 lb+, 30"-50" chest.
- PFDs come in a clear storage bag that features a mesh opening for ventilation and a carrying strap for easy transport.
- Shell: 100% polyester.
- Insulation: 50% PVC, 50% expandable polyethylene.



Yellow (10)

Sea-Doo Throwable Foam Cushion

287006 One size **\$19.99**
UNITED STATES ONLY

U.S. Coast Guard approved Type IV throwable flotation device.

- Polyester outer shell withstands abrasion.
- Throwable flotation device that can be used as a comfortable seat cushion.

JUNIOR AND KIDS' – PERSONAL FLOTATION DEVICE



Black (90)

NEW

Junior Freedom PFD

287030
L (55-88 lb) (25-40 kg)

\$64.99



Black (90)

NEW

Kids' Freedom PFD

287031
M (33-55 lb) (15-25 kg)

\$64.99

PFD made of ultra-durable ecoprene outer shell for kids.

- Environmentally friendly ecoprene material that is rubber free, flexible, lightweight, breathable and quick dry.
- 3D single layer Float soft foam inserts.
- Ease of movement.
- Fitted.
- YKK front zipper.
- Coast Guard approved.



Hi-Vis Yellow (26), Black (90)

Sea-Doo

Junior Freedom PFD

285972
L (55-88 lb) (25-40 kg)

\$64.99

Hi-Vis Yellow (26), Black (90)

Sea-Doo

Kids' Freedom PFD

287004 M (33-55 lb) (15-25 kg)

\$64.99

PFD made of ultra-durable ecoprene outer shell for kids.

- Environmentally friendly ecoprene material that is rubber free, flexible, lightweight, breathable and quick dry.
- 3D single layer Float soft foam inserts.
- Ease of movement.
- Secure and comfortable silhouette.
- YKK front zipper.
- Armholes cut large for riding comfort.
- Shell: 100% polyester.
- Insulation: 50% PVC, 50% expandable polyethylene.
- Coast Guard approved.

KIDS' – PERSONAL FLOTATION DEVICE



Navy (89)

Sea-Doo Kids' Sandsea PFD

285949
S (0-30 lb) (9-14 kg)

\$34.99



Charcoal Grey (07)

Sea-Doo Kids' Sandsea PFD

285950
M (33-55 lb) (15-25 kg),
L (55-88 lb) (25-40 kg)*

\$34.99

PFD made of heavy-duty polyester outer shell for kids.

- Heavy-duty polyester material.
- Multi-layer float foam inserts.
- Armholes cut large for comfort.
- Life jacket size Small: comes with Coast Guard approved pillow. Certified for general boating use, not PWC.
- Coast Guard approved.
- Shell: 100% polyester.
- Insulation: 100% expandable polyethylene.

*The Large version does not have a strap between the legs.

PERSONAL FLOTATION DEVICE

Adult Wave Grip, Airflow, Explorer, Freedom, Motion

Men's Sizes	XS	S	M	L	XL	2XL	3XL	4XL
Ladies' Sizes conversion	S	M	L	XL	2XL	3XL	4XL	5XL
Sizing Code*	02	04	06	09	12	14	16	18
Chest (in.)	30-33	33-37	37-41	41-45	45-49	49-53	53-57	57-61

Adult Navigator

Sizes	XS	S/M	L/XL	2XL/3XL
Sizing Code*	02	72	73	74
Chest (in.)	28-32	32-40	40-52	50-60

Jr. and Kids' Freedom

Sizes	M	L
Sizing Code*	06	09
Weight	33-55 lb	55-88 lb

Kids' Sandsea

Sizes	S	M	L
Sizing Code*	04	06	09
Weight	0-30 lb	30-50 lb	50-90 lb

Please refer to the product for size availability.
*Use "Sizing Code" to complete the part number on your order.

Rashguards – UV Protection



MEN'S – RASHGUARDS – UV PROTECTION



Black (90) Magnesium (24)

UV Protection Hooded Shirt

454659 S, M, L, XL, 2XL **\$64.99**

UV protection Hooded Shirt, ideal for keeping you safe and comfortable.

- 92% polyester, 8% spandex.
- 175 gsm.
- Loose fit.
- UV protection – 50 UPF.
- Quick dry.
- Built-in gaiter mask.
- Sea-Doo logo at center chest.



Black (90)

Long Sleeve Rashguard Performance

288057 S, M, L, XL, 2XL **\$59.99**

Long Sleeve Performance Rashguard perfect for protecting you during your Sea-Doo ride.

- 87% polyester, 13% spandex.
- 210 gsm.
- UV protection – 50 UPF.
- 4-way-stretch.
- Quick dry.
- Athletic fit.
- Sea-Doo logo at front and printed artwork at back.



Charcoal Grey (07) Navy (89)

Fashion Long Sleeve Rashguard Signature

288056 S, M, L, XL, 2XL **\$44.99**

Long Sleeve Rashguard with loose fit.

- 87% polyester, 13% spandex.
- 210 gsm.
- UV protection – 50 UPF.
- 4-way-stretch.
- Quick dry.
- Large Sea-Doo logo on the sleeve.



Ice (38), Navy (89)

NEW Men's Sea-Doo Sets Us Free UV Long Sleeve

288020 S, M, L, XL, 2XL **\$44.99**

Men's lightweight UV protection long sleeve shirt.

- UPF 50 sun protection.
- Quick dry fabric that helps distribute your body heat and rapidly cools through regulated evaporation.
- Straight fit.
- Wave print at chest and Sea-Doo logo on the right sleeve.
- Wave graphic at back.



Black (90) Army Green (77)

Long Sleeve Rashguard Signature

454459 S, M, L, XL, 2XL **\$44.99**

Long Sleeve Rashguard with loose fit.

- 87% polyester, 13% spandex.
- 210 gsm.
- UV protection – 50 UPF.
- 4-way stretch.
- Quick dry.
- Sea-Doo logo at center chest.



Black (90) Magnesium (24)

UV Protection Printed Long Sleeve Shirt

454898 S, M, L, XL, 2XL, 3XL **\$34.99**

UV protection Long Sleeve Shirt, ideal to keep you safe and comfortable.

- 92% polyester, 8% spandex.
- 175 gsm.
- Relaxed fit.
- UV protection – 50 UPF.
- Quick dry.
- Sea-Doo logo at front.

MEN'S – RASHGUARDS – UV PROTECTION



Hi-Vis Yellow (26) Black with Graphics (94)

Short Sleeve Rashguard Signature

454487 S, M, L, XL, 2XL

\$34.99

Short Sleeve Rashguard with loose fit.

- 87% polyester, 13% spandex.
- 210 gsm.
- UV protection – 50 UPF.
- 4-way stretch.
- Quick dry.
- Sea-Doo logo at center chest.

LADIES' – RASHGUARDS – UV PROTECTION



Black (90), Hi-Vis Yellow (26), Coral (13)

NEW Ladies' Sea-Doo Long Sleeve Rashguard

288058 S, M, L, XL

\$44.99

Long Sleeve Rashguard with loose fit.

- 87% polyester, 13% spandex.
- 210 gsm.
- UV protection – 50 UPF.
- 4-way stretch.
- Quick dry.
- Large Sea-Doo logo on the sleeve.



Black (90) Lava Red (17)

Ladies' Long Sleeve Rashguard Signature

454465 S, M, L, XL

\$44.99

Ladies' Long Sleeve Rashguard with loose fit.

- 87% polyester, 13% spandex.
- 210 gsm.
- UV protection – 50 UPF.
- 4-way stretch.
- Quick dry.
- Sea-Doo logo at center front chest.



Lilac (25), White (01)

NEW Women's UV Protection Long Sleeve Shirt

288100 XS, S, M, L, XL, 2XL

\$44.99

Women's long sleeves with sun protection features.

- UPF 50 sun protection.
- Quick dry fabric that helps distribute your body heat and rapidly cools through regulated evaporation.
- Regular fit.
- Thumbhole opening at sleeve.
- Sea-Doo logo at bottom left.
- Mesh insert at chest.
- Raglan sleeve.



Black (90) Lilac (25)

Ladies' Short Sleeve Rashguard Signature

454484 S, M, L, XL

\$34.99

Ladies' Short Sleeve Rashguard with regular fit.

- 87% polyester, 13% spandex.
- 210 gsm.
- UV protection – 50 UPF.
- 4-way stretch.
- Quick dry.
- Sea-Doo logo at center front chest.

Headwear



UNISEX – HEADWEAR



Black (90)

NEW Unisex Sea-Doo Sets Us Free Straw Hat

288219 S/M, M/L

\$34.99

Wide brim straw hat with adjustable chin strap.

- Sea-Doo Sets Us Free embroidered patch at front.



Black with Graphics (94)

NEW Sea-Doo Straw Hat

454792 S/M, M/L

\$34.99

Wide brim straw hat with adjustable chin strap.

- Sea-Doo logo at front.
- Printed fabric under brim.



Black (90)

White (01)

NEW Unisex Sea-Doo Reversible Bucket Hat

288221 S/M, M/L

\$29.99

Reversible bucket hat.

- UPF 40 sun protection.
- Quick dry.



Black (90), Denim Blue (79), Lava Red (17), Navy (89)

NEW Unisex Wave Signature Cap

288203 One size

\$29.99

Signature Cap.

- 100% cotton.
- Snap-back closure.
- Wave logo embroidery at front.
- Sea-Doo embroidery on the side.



Black (90), Navy (89)

NEW Unisex Sea-Doo Palm Mesh Cap

288213 One size

\$29.99

Unisex mesh cap.

- 100% polyester mesh back panels.
- Breathable.
- Adjustable.
- Palm artwork at front.
- Sea-Doo logo in silicone print at center front.



Navy (89), White (01)

NEW Unisex Sea-Doo Laser Cut Mesh Cap

288216 One size

\$29.99

Unisex breathable cap with laser cut mesh.

- UPF 30 sun protection.
- Quick dry.
- Palm tree and Sea-Doo logo embroidery at front.



Orange (12)

Navy (89)

Unisex Sea-Doo Flat Cap Retro
454908 One size **\$24.99**

Flat cap perfect for hot summer days.

- 100% cotton.
- Foam front panel with summery print.
- Adjustment system at back.
- Woven label at front.



Teal (74)

Hi-Vis Yellow (26)

Unisex Light 5 Panel Floatable Cap
454931 One size **\$29.99**

Unisex 5 panel cap with floatable brim.

- 100% polyester.
- EVA closed-cell foam brim for floatability.
- Shock cord closure.
- UV protection – 40 UPF.



Black (90)



Smoke (57)

Sea-Doo Rag
454690 One size **\$14.99**

Quick-dry Sea-Doo Rag.

- 100% polyester.
- Lightweight, moisture-wicking, breathable fabric.
- UV protection – 50 UPF.
- Instantly transform into a headband or a face mask.



Black (90)

NEW Unisex Sea-Doo Sets Us Free Flat Cap
288214 One size **\$29.99**

Unisex flat cap.

- UPF 30 sun protection.
- Quick dry.
- Breathable.
- Floatable.
- Palm artwork at front.
- Sea-Doo logo in silicone print at center front.

MEN'S – HEADWEAR



Grey (09)

Sea-Doo Fishing Hat
454673 One size **\$39.99**

Lightweight and breathable fishing hat.

- 100% polyester.
- Detachable chin cord with toggle.
- Floating brim.
- Removable neck flap to protect you from the elements.
- UV protection – 40 UPF.
- Vent opening at back.
- Sea-Doo logo at center front.

LADIES' – HEADWEAR



Black (90), Lilac (25)

NEW Women's Sun Protection Visor
288215 One size **\$29.99**

Ladies' adjustable sun protection visor.

- 100% polyester.
- Buckle at the back for adjustment.
- Sea-Doo and wave logo in silicone print.

WATER SHOES AND RIDING BOOTS

100% WATER DRAINAGE



Easy water
drainage

Quick dry

Lightweight

Footwear

UNISEX – FOOTWEAR



Black (90)

Sea-Doo Riding Boots

444260 5, 6, 7, 8, 9, 10, 11, 12, 13

\$99.99

Sea-Doo Boots made for performance riding.

- 50% EVA, 40% mesh, 10% Lycra.
- Antimicrobial treatment.
- Lightweight EVA midsoles.
- All-around protective urethane coating.
- Mesh uppers and perforated insoles for fast water evacuation.
- Non-slip and non-marking outsoles.
- These amphibian mid-cut boots will allow you to ride hard while protecting your ankles from impact against the hull.



Black (90)

Sea-Doo Neoprene Shoes

444261 5, 6, 7, 8, 9, 10, 11, 12, 13

\$49.99

3 mm neoprene shoes.

- 90% neoprene, 10% nylon.
- Double-glued and blind stitched neoprene construction.
- Flexible rubber toe and heel protection caps.
- Molded outsole with non-slip tread design.
- Anti-slip insole.



Black (90)

Sea-Doo Water Shoes

444259 5, 6, 7, 8, 9, 10, 11, 12, 13

\$89.99

- 45% mesh, 40% EVA, 15% Lycra.

- Antimicrobial treatment.
- Lightweight EVA midsoles.
- All-around protective urethane coating.
- Mesh uppers and perforated insoles for fast water evacuation.
- Non-slip and non-marking outsoles.
- Amphibian low-cut shoes that offer protection on the water and running shoe like outside the water.



Black (90)

Sea-Doo Aqua Shoes

444268 5, 6, 7, 8, 9, 10, 11, 12, 13

\$59.99

- Lightweight and quick dry.
- Non-slip and non-marking outsoles with drainage holes.
- Amphibian low cut shoes for warm weather activities.

FOOTWEAR (MEASURE FOOT LENGTH)

Sea-Doo Riding Boots and Water Shoes

US Men's Size	5	6	7	8	9	10	11	12	13
US Women's Size	6	7	8	9	10	11	12	13	14
EU Sizes	36½	37½	39	40	41½	42½	44	45½	46½
Sizing Code*	24	25	27	28	29	30	31	32	33
Foot Length from Heel to Toe (in.)	9	9.2	9.6	10.0	10.4	10.6	11.0	11.2	11.6
Foot Length from Heel to Toe (cm)	23.0	23.5	24.5	25.5	26.5	27.0	28.0	28.5	29.5

Sea-Doo Neoprene Boots and Neoprene Shoes

US Men's Size	5	6	7	8	9	10	11	12	13
US Women's Size	6	7	8	9	10	11	12	13	14
EU Sizes	36	37-38	39	40-41	42	43-44	45	46-47	48
Sizing Code*	24	25	27	28	29	30	31	32	33
Foot Length from Heel to Toe (in.)	8.8	9.2	9.6	10.0	10.4	10.8	11.2	11.6	12
Foot Length from Heel to Toe (cm)	22.5	23.5	24.5	25.5	26.5	27.5	28.5	29.5	30.5

Sea-Doo Aqua Shoes

US Men's Size	5	6	7	8	9	10	11	12	13
US Women's Size	6	7	8	9	10	11	12	13	14
EU Sizes	36½	37½	39	40	41½	42½	44	45½	46½
Sizing Code*	24	25	27	28	29	30	31	32	33
Foot Length from Heel to Toe (in.)	9.1	9.3	9.6	10.0	10.4	10.6	11.0	11.4	11.6
Foot Length from Heel to Toe (cm)	23.0	23.5	24.5	25.5	26.5	27.0	28.0	28.5	29.5

*Use "Sizing Code" to complete the part number on your order.

Eyewear



FLOATABLE COLLECTION

ALL OUR SUNGLASSES. NO MORE PANIC AFTER YOU DROP THEM IN THE WATER – THEY'LL STAY AT THE TOP WHERE YOU CAN SEE THEM!



UNISEX – EYEWEAR



Gold (11)



Blue (80)



Red (30)



Silver (08)

Sea-Doo Low Tide Polarized Floating Sunnies (UV)

448802 One size

\$89.99

- High quality polarized chrome colored lenses.
- Floating frame technologies.
- UV400 protection.
- Air-injected arms for floatability and lightweight.
- Removable and adjustable safety strap system.
- 90% plastic, 10% neoprene.



Gold (11)



Blue (80)



Red (30)



Silver (08)

Sea-Doo High Tide Polarized Floating Sunnies (UV)

448803 One size

\$99.99

- High quality polarized chrome colored lenses with overmolded lower frame.
- Floating frame technologies.
- UV400 protection.
- Air-injected arms for floatability and lightweight.
- Removable and adjustable safety strap system.
- 90% plastic, 10% neoprene.



Green (70)



Orange (12)



Silver (08)

Sea-Doo Riding Goggles

448623 One size

\$79.99

- Featuring anti-fog technology with colored chrome lenses.
- Indirect ventilation frame.
- Adjustable strap system.
- Goggles-to-PFD attachment safety cord.
- Optional Riding Goggles RX Insert (448624) (sold separately).



Red (30)



Silver (08)



Aqua (76)

Sea-Doo Wave Polarized Floating Sunnies

448717 One size **\$59.99**

- Polarized chrome colored lenses.
- Floating frame technologies.
- UV400 protection.
- Air-injected arms for floatability and light weight.
- Adjustable safety strap system.



Gold (11)



Blue (80)



Green (70)



Indigo Blue (82)

Sea-Doo Sand Polarized Floating Sunnies

448746 One size **\$59.99**

- Polarized chrome colored lenses.
- Floating frame technologies.
- UV400 protection.
- Air-injected arms for floatability and light weight.
- Removable and adjustable safety strap system.



Blue (80)



Pink (36)

Sea-Doo Lagoon Polarized Floating Sunnies

448747 One size **\$59.99**

- Polarized chrome colored lenses.
- Floating frame technologies.
- UV400 protection.
- Air-injected arms for floatability and light weight.
- Removable and adjustable safety strap system.



Clear (00)

Riding Goggles RX Insert

448624 One size **\$19.99**

- Designed for the Sea-Doo Riding Goggles (448623).
- Go to your optics store and most will be able to fit prescription lenses tailored to your needs.



Sportswear



MEN'S – SPORTSWEAR



Ivory (97)

Half-Zip Fleece Pullover

454914 S, M, L, XL, 2XL, 3XL

\$74.99

Comfortable Half-Zip Fleece Pullover. Perfect to wear after a long day on the water.

- 100% recycled polyester.
- Relaxed fit.
- Two hand pockets and one chest pocket.
- Adjustable shock cord at waist.
- Sea-Doo embroidery at back.



Black (90)

Army Green (77)

Sea-Doo Windproof Jacket

454700 S, M, L, XL, 2XL, 3XL

\$99.99

Windproof light jacket.

- 100% polyester.
- Water resistant, windproof and quick dry.
- Adjustable and stowable hood.
- 2 exterior hand pockets.
- Chest pocket.



Black (90)

Lava Red (17)

Sea-Doo Sunset Tech Zip-Up

454667 S, M, L, XL, 2XL, 3XL

\$99.99

Tech hoodie with full-length zipper.

- 95% polyester, 5% spandex.
- 280 gsm.
- Brushed back fabric.
- Anti-microbial and anti-pilling finishes.
- Adjustable hood.
- Two hand pockets and 1 elbow hidden pocket.
- Sea-Doo logo at left chest.



Black (90), Aqua (76), Orange (12)

NEW Men's Signature Pullover Hoodie

288186 S, M, L, XL, 2XL, 3XL

\$59.99

Comfortable Sea-Doo Hoodie.

- 80% cotton, 20% polyester.
- Relaxed fit.
- Rib at cuffs and hem.
- Kangaroo pocket.
- Sea-Doo logo at center front.



Amber (95), Denim Blue (79), White (01)

NEW Men's Signature T-Shirt

288103 S, M, L, XL, 2XL, 3XL

\$29.99

Signature t-shirt with crew neck.

- Heather colors: 50% cotton, 50% polyester.
- Solid colors: 100% cotton.
- Rib collar.
- Sea-Doo logo at center front chest.



Light Blue (81)

Sea-Doo Tech Short Sleeve Polo

454750 S, M, L, XL, 2XL, 3XL

\$54.99

Casual polo for everyday wear.

- 85% polyester, 15% spandex.
- Relaxed fit.
- Quick dry.
- 2-button placket on neckline.
- UV protection – 30 UPF.



Black (90), White (01)

NEW Men's Sea-Doo '68 Muscle Tank

288157 S, M, L, XL, 2XL **\$29.99**

Casual tank for everyday wear.

- Heather colors: 50% cotton, 50% polyester.
- Solid colors: 100% cotton.
- Small vintage inspired artwork at left chest.



Orange (12), Navy (89)

NEW Men's Lightweight Crew Tank Top

288017 S, M, L, XL, 2XL **\$39.99**

Men's lightweight tank top.

- 85% polyester and 15% spandex
- UPF 30 sun protection.
- Quick dry fabric that helps distribute your body heat and rapidly cools through regulated evaporation.
- Easy care.
- Sea-doo logo on the right shoulder.



Amber (95), Denim Blue (79)

NEW Men's Viva la Vida Sea-Doo T-Shirt

288156 S, M, L, XL, 2XL, 3XL **\$34.99**

Relaxed t-shirt with crew neck.

- Heather colors: 50 % cotton, 50 % polyester.
- Solid colors: 100% cotton.
- Rib collar.
- Artwork at right bottom hem and in the back.



Black (90) Navy (89)

20" Classic Boardshort Sea-Doo

454671 S, M, L, XL, 2XL, 3XL **\$54.99**

Boardshort with 20" outseam.

- 90% polyester, 10% spandex.
- Outseam: 20".
- Water-repellent coating.
- UV protection – 40 UPF.
- Lace-up front closure.
- Two hand pockets and one back zipped pocket.
- Key loop at back.



Orange (12)

18" Classic Boardshorts

454658 S, M, L, XL, 2XL, 3XL **\$54.99**

18" Classic Boardshorts made super soft for your everyday adventures.

- 90% polyester, 10% spandex.
- UV protection – 40 UPF.
- 4-way stretch.
- Quick dry.
- Elastic drawcord at waistband.
- Side pockets.
- Zipped pocket at back with key loop.
- Soft plastisol Sea-Doo print.



Black (90)

Core Beach Short 16"

454921 S, M, L, XL, 2XL, 3XL **\$49.99**

16" boardshort for men, perfect for maritime adventures.

- 93% polyester, 7% spandex.
- 4-way stretch.
- Drawcord for adjustment.
- Quick dry.

LADIES' - SPORTSWEAR



Ivory (97)

Ladies' Fleece Overshirt

454917 XS, S, M, L, XL, 2XL

\$74.99

Comfortable Sea-Doo fleece overshirt.

- 100% recycled polyester.
- Two hand pockets and two chest pockets.
- Sea-Doo logo at back.
- Patch at front.



Aqua (76), Lilac (25)

NEW Women's Signature Pullover Hoodie

288246 XS, S, M, L, XL, 2XL

\$59.99

Comfortable Sea-Doo Hoodie.

- 80% cotton, 20% polyester.
- Relaxed fit.
- Rib at cuffs and hem.
- Kangaroo pocket.
- Sea-Doo logo on the arm and at the back.



Black (90), White (01)

NEW Women's Signature T-Shirt

288172 S, M, L, XL, 2XL

\$29.99

Women's signature t-shirt with crew neck.

- Slim fit.
- Heather colors: 50% cotton, 50% polyester.
- Solid colors: 100% cotton.
- 150 gsm.
- Rib collar.
- Gradient Sea-Doo logo at center front.



Black (90), White (01)

NEW Women's Sundown T-Shirt

288178 S, M, L, XL, 2XL

\$34.99

Ladies' casual graphic t-shirt.

- Heather colors: 50% cotton, 50% polyester.
- Solid colors: 100% cotton.
- Rib collar.
- Vintage inspired artwork at the left chest and at the back.



Coral (13)

Lilac (25)

Ladies' Racerback Tank

454701 XS, S, M, L, XL, 2XL

\$34.99

Ladies' Racerback Tank with a relaxed fit.

- 77% polyester, 18% Tencel, 5% spandex.
- Breathable, lightweight and comfortable fabric.
- Moisture wicking and quick dry.
- Relaxed fit.
- Longer at back.



Aqua (76)

Ivory (97)

Ladies' Core Beach Short

454924 XS, S, M, L, XL, 2XL

\$44.99

Ladies' boardshort, perfect for maritime adventures.

- 100% viscose.
- 5" inseam.
- Drawcord with logo.
- Quick dry.

KIDS'/TEEN – SPORTSWEAR



Lilac (25), Navy (89)

NEW Youth Palm Curved Cap
288217 One size **\$19.99**

Youth snapback curved cap

- 100% cotton
- Palm tree and Sea-Doo logo embroidery at front.
- Sea-Doo patch embroidered at front
- Contrasted brim.
- Snapback closure.



Lava Red (17)

Navy (89)

Youth Mesh Cap
454913 One size **\$19.99**

- 100% cotton front panel with 100% polyester mesh back panels.
- Contrast stitching.
- Backstrap for adjustment.
- Sea-Doo embroidery and printed artwork at front.



Navy (89)

NEW Youth Long Sleeve Rashguard
454676 3-4, 5-6, 7-8, 10-12, 14-16 **\$34.99**

UV protection Youth Long Sleeve Rashguard ideal for keeping your child safe and comfortable.

- 87% polyester, 13% spandex.
- 210 gsm.
- Loose fit.
- UV protection – 50 UPF.
- Raglan sleeve.
- Sea-Doo logo at front.



Ice (38)

White (01)

Teen Nostalgic Sea-Doo T-Shirt
454912 7-8, 10-12, 14-16 **\$19.99**

Casual teen Sea-Doo t-shirt.

- 100% cotton.
- Rib neck collar.
- Vintage inspired artwork at front.



Royal Blue (83)

Youth Sea-Doo Zip-Up Hoodie
454685 3-4, 5-6, 7-8, 10-12, 14-16 **\$44.99**

Casual Youth Sea-Doo Zip-Up Hoodie.

- 60% cotton, 40% polyester.
- 280 gsm.
- Rib at cuff and bottom hem.
- Artwork at back.
- Sea-Doo logo at front.

Towels and Ponchos



Black with Graphics (94), Hi-Vis Yellow (26), Royal Blue (83)

NEW Sea-Doo Quick Dry Towel by Slowtide[†]
 288062 One size **\$44.99**

Sea-Doo quick dry towel by Slowtide.

- Woven label with Slowtide logo at bottom right.
- Centered Sea-Doo logo.
- Quick dry.



Lilac (25)

Marine (89)

Hi-Vis Yellow (26)

Lava Red (17)

NEW Unisex Sea-Doo Quick Dry Poncho by Slowtide[†]
 288059 S/M, L/XL **\$89.99**

Unisex quick dry Sea-Doo poncho by Slowtide.

- Hood drawcord adjustment.
- Button closure.
- Two pockets at front.
- Patch with Slowtide logo at left chest.
- Sea-Doo logo at front.
- Quick dry.



Aqua (76)

Black with Graphics (94)

NEW Kids' Sea-Doo Quick Dry Poncho by Slowtide[†]
 288061 One size **\$64.99**

Kids' Sea-Doo quick-dry poncho by Slowtide.

- Kangaroo pocket at front.
- Patch with Slowtide logo at left chest.
- Sea-Doo logo at front.
- Quick dry.



Play & Licensing Products



Sea-Doo Kneeboard (51.5")

B107510076

\$129.99

New versatile kneeboard, perfect for lake, beach, and river adventures.

- Upgrade to our lightweight kneeboard, weighing under 9 lb for effortless transportation.
- Stay secure with the adjustable strap on each Sea-Doo kneeboard.
- Crafted from corrosion-proof, marine-grade materials.
- Dimensions: 50" L x 20" W.



Sea-Doo Wakeboard (55")

B107520076

\$399.99

New Sea-Doo wakeboard perfect for beginners and a must-have for any boat adventure.

- Constructed with a high-density PU foam core, providing stability and resilience. The deck and bottom are made of PBT and epoxy fiberglass layers, ensuring strength and durability.
- This product comes with open toe-bindings, allowing for easy entry and exit.
- The dual-zone lacing system, equipped with hex locks, offers a customizable and secure fit.
- The impact EVA footbed provides excellent cushioning and shock absorption and reduces fatigue during long rides.
- US size 8-12.
- Dimensions: 55" L x 16.9" W.



PLAY & LICENSING PRODUCTS


**Sea-Doo One-Person
Triangle Tube (48" x 50")**
B106670000
\$139.99

- Designed for one person.
- Sit-in design.
- 24-gauge robust PVC bladder with 420-denier partial heavy-duty nylon cover.
- Double webbing foam handles with knuckle guards to avoid chafing.
- Self-bailing drain vents.
- Reinforced tow system.
- Quick-connect tow hook.
- Padded valve cover.
- Puncture repair kit.
- Boston valve for bladder and normal air valve in floor.
- Dimensions: 48" x 50" when inflated.


**Sea-Doo Two-Person Two-Way
Sit-In Tube (68" x 67")**
B107090000
\$389.99

- Designed for two people.
- Multiple sit-in riding positions.
- Can be pulled from the front or the rear.
- Construction boasts a heavy-gauge PVC bladder and rugged partial nylon cover with self-bailing drain vent.
- Includes soft foam area for sitting and foam knuckle-protection pads to avoid chafing.
- Four self-bailing drain vents.
- Reinforced tow system.
- Quick-connect tow hook.
- Padded valve cover.
- Puncture repair kit.
- Two Boston valves.
- Dimensions: 68" x 67" when inflated.


**Sea-Doo Three-Person Two-Way
Sit-In Tube (70" x 87")**
B107100000
\$449.99

- Designed for up to three people.
- Multiple sit-in riding positions.
- Can be pulled from the front or the rear.
- Construction boasts a heavy-gauge PVC bladder and rugged partial nylon cover with four self-bailing drain vents.
- Includes soft foam area for sitting and foam knuckle-protection pads to avoid chafing.
- Reinforced tow system.
- Quick-connect tow hook.
- Padded valve cover.
- Puncture repair kit.
- Two Boston valves.
- Dimensions: 70" x 87" when inflated.


**Sea-Doo Two-Person
Deck Tube (69" x 72")**
B107110000
\$299.99

- Designed for up to two people and to ride lying down.
- 26-gauge robust PVC bladder with 420-denier heavy-duty full nylon cover.
- Double webbing soft foam handles with knuckle guards to prevent chafing.
- Comfortable foam pad.
- One self-bailing drain vent.
- Reinforced tow system.
- Quick-connect tow hook.
- Padded valve cover.
- Puncture repair kit.
- Boston valve.
- Dimensions: 69" x 72" when inflated.


**Sea-Doo Three-Person
Sit-on-Top Tube (79" x 88")**
B107120000
\$429.99

- Designed for up to three people sitting with their back against the backrest.
- Construction boasts a heavy-gauge PVC bladder and rugged full nylon cover with self-bailing drain vent.
- Includes soft foam area for sitting and foam knuckle-protection pads to avoid chafing.
- 4-point reinforced tow system.
- Quick-connect tow hook.
- Padded valve cover.
- Puncture repair kit.
- Two Boston valves.
- Dimensions: 79" x 88" when inflated.



Towable Tube Ropes

B104860000 **\$19.99**

B104770000 **\$34.99**

- Solution-dyed and sun-resistant polyethylene to protect against UV rays.
- Loops on both ends.
- Conveniently store in webbing handle equipped with eyelet to hang on wall.

B104860000

- 60' (18.3 m) rope for one passenger tube.
- 1,500 lb (680 kg) tensile strength.

B104770000

- 60' (18.3 m) rope for two to four passenger towable tube.
- 4,100 lb (1860 kg) tensile strength.



Replacement Paddle

B107360010 · Yellow **\$79.99**

- Replacement paddle for Stand Up Paddle Board (B104570000).



Replacement Paddle

B107370080 · Blue **\$79.99**

- Replacement paddle for Sea-Doo Inflatable Stand Up Paddle Board 11'6" (B106660000).



Replacement Fin

B107350090 **\$19.99**

- Replacement fin for Sea-Doo Inflatable Paddle Boards.
- Fits Sea-Doo Paddle Boards (B106660000, B104570000).



Replacement Ankle Leash

B107340090 **\$24.99**

- Replacement Ankle Leash for Sea-Doo Inflatable Paddle Boards.
- Fits Sea-Doo Paddle Boards (B106660000, B104570000).



Replacement Manual Pump

B107380090 **\$39.99**

- Replacement manual pump to inflate Sea-Doo Paddle Boards (B106660000, B104570000).



Replacement Carrying Backpack

B107390009 **\$99.99**

- Replacement backpack with wheels to carry Sea-Doo Inflatable Paddle Boards (B106660000, B104570000).



Replacement Valve and Wrench

B107400009 **\$9.99**

- Replacement valve and wrench for Sea-Doo Inflatable Paddle Boards (B106660000, B104570000).



Replacement Boston Valve

B107410090 **\$4.99**

- Fits Sea-Doo towable tubes.

GOING, GOING, ALMOST GONE.

FROM MARINE ADVENTURES TO THE MARINA, RIDERS CAN'T GET ENOUGH OF SEA-DOO APPAREL! MAKE SURE TO GRAB THESE MUST-HAVES FOR THE WATER BEFORE THEY DISAPPEAR FOR GOOD.

LADIES' – SPORTSWEAR



Teal (74)

Violet (41)

Ladies' Short Sleeve Rashguard Performance

454682 S, M, L, XL

\$54.99

Lightweight protection from sun and spray with an athletic fit and short sleeves.

- 87% polyester, 13% spandex.
- 210 gsm.
- UV protection – 50 UPF.
- 4-way stretch.
- Quick dry.
- Fitted fit.
- Central half-zip design.
- Sea-Doo logo at shoulder.

HEADWEAR



Army Green (77)

Brown (04)

Adventure Wide Brim Hat

454478 One size

\$29.99

Wide brim hat perfect for every adventure.

- 100% cotton.
- Stretchable and quick-drying fabric.
- Integrated cord chin strap.
- Snap-up sides.
- Side air vents.



Smoke (57)

Sea-Doo Sunblocker Hat

454693 One size

\$29.99

Sunblocker Hat with silicone print.

- 100% nylon.
- UV protection – 40 UPF.
- Quick dry.

HEADWEAR



Army Green (77)

Grey (09)

Sea-Doo Short Beanie

454675 One size

\$24.99

Comfortable short beanie.

- 60% cotton, 40% acrylic.
- Sea-Doo woven label at front.



Hi-Vis Yellow (26)

Ice (38)

Light Sea Cap

454706 One size

\$24.99

Lightweight cap for summertime.

- 100% nylon.
- UV protection – 40 UPF.
- Quick dry.



Black (90)

Teal (74)

Violet (41)

Sea-Doo Bucket Hat

454624 One size

\$29.99

Unisex Sea-Doo Bucket Hat, perfect for a stylish boating day look.

- 100% cotton twill.
- Sea-Doo patch at center front.
- Sea-Doo woven label at rim.





BRP reimagines the way you access your world

Sea-Doo is one of many success stories from BRP, the global company behind some of the most daringly innovative products and experiences that move you. Because it's not about the destination, it's about the journey – yours.

Discover our brands:

ski-doo *LYNX* *SEA-DOO* *can-am* *ROTAX* *ALUMACraft* *MANITOU* *QUINTREX*

www.brp.com





SEA-DOO.COM



297002600 | MY25