


Exteriors and Floor Plans




CLOUD NINE FULL BODY PAINT



NIGHT SMOKE FULL BODY PAINT



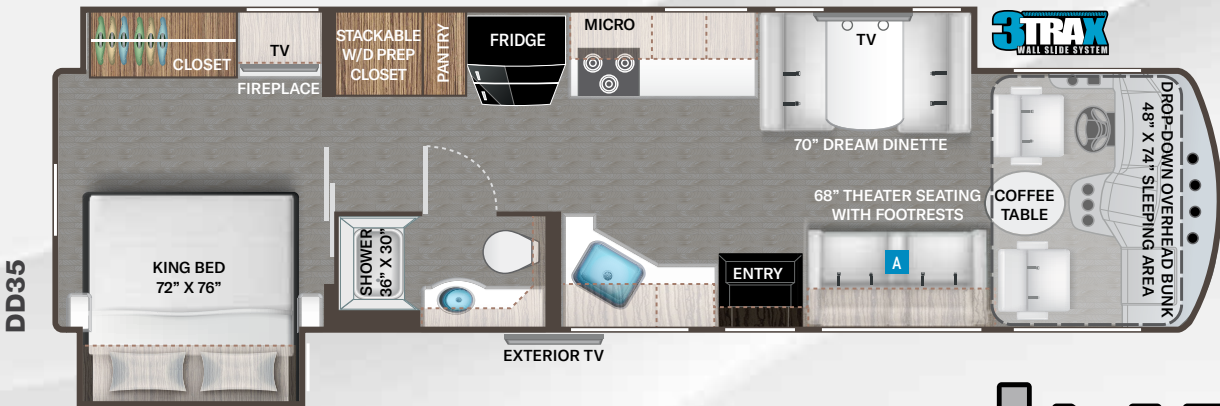
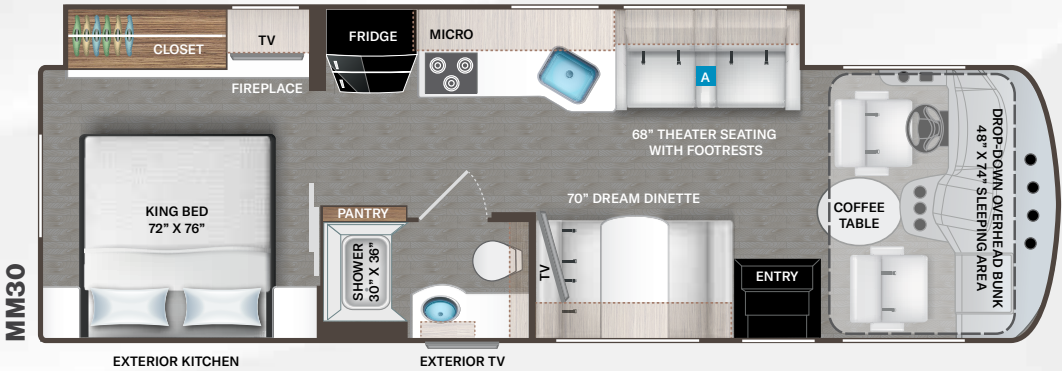
RED DAWN FULL BODY PAINT



TEMPEST BLUE FULL BODY PAINT



Use your phone's camera to find out more information. Just scan the code!



Option Available on Select Floor Plans:



OPTIONAL 68" SOFA BED

Interiors  
CABINETRY

BAYMONT

Optional Cabinetry:

BRIGHTON

INDIGO®

Featured Highlights

CONSTRUCTION & EXTERIOR

- Ford® F-53 Chassis - 7.3L V8 Engine, with 335HP & 468 lb.-ft. Torque
- One-Piece Fiberglass Front & Rear Caps
- One-Piece Windshield
- Full Body Paint Package
- Rotocast Storage Compartments
- Side-Hinged Flush Mount Radius Compartment Doors
- Premium One-Piece Domed TPO Roof
- Automatic Leveling Jacks with Touchpad Controls
- Power Patio Awning with Integrated LED Lighting
- Power Entry Door Awning (CC35)
- Slideout Room Topper Awning(s)
- Pet-Link™ Multi-Purpose Tie-Down
- Electric Entry Step
- Basement Pass-Through Storage
- Roof Ladder
- Single Pane Frameless Windows
- Exterior Kitchen with Refrigerator & Sink (MM30)
- 8,000-lb. Trailer Hitch with 7-pin Round Connector

CONSTRUCTION & EXTERIOR OPTION

- Frameless Dual Pane Windows

AUTOMOTIVE & COCKPIT

- 10" Touchscreen Dash Radio with Bluetooth®, Android Auto®, Apple CarPlay™ & SiriusXM Radio
- Steering Wheel Audio and Camera Control
- Back-Up Monitor
- Heated/Remote Exterior Mirrors with Integrated Side View Cameras
- Blind Spot Detection
- Reclining/Swivel Leatherette Captain's Chairs with Stow-Away Coffee Table

- Power Adjustable Driver's Seat
- Emergency Engine Start Switch
- Generator Start Switch
- Cruise Control
- Tilt and Telescoping Steering Wheel
- Automatic Headlights
- Dash Fans
- Map Lights
- Fog Lights
- Conversation Mirrors in Front Overhead Cabinets
- Power Privacy Shade & Sunvisor at Windshield
- Privacy Curtain on Side Windows
- Dash Workstation with 110-volt & 12-volt Outlets
- 22.5" Tires with Polished Aluminum Wheels
- Valve Stem Extenders on Rear Wheels
- Power Drop-Down Hide-Away Overhead Bunk with Cotton Cloud™ Mattress & Bunk Ladder

INTERIOR

- Rubber Tread Entry Steps with Lighted Step Well
- Residential Vinyl Flooring
- 84" Interior Ceiling Height
- Hard Vinyl Ceiling
- LED Lighting
- Ceiling Ducted Air Conditioning System
- Baymont Cabinet Doors with Glass Inserts in Kitchen & Nickel Finish Hardware
- Full Extension Metal Ball-Bearing Soft-Closing Drawer Guides
- Pressed Laminate Tops
- Leatherette Dream Dinette® Booth with Cup Holders
- Wireless Phone Charger with USB Charge Ports on Dinette Table Top
- Dinette Storage Drawer

- Child Safety Tether in Dinette
- Leatherette Sofa Bed
- Leatherette Power Reclining Theater Seating with Footrests, Heat, Massage & USB Charging Ports
- Lambrequin Window Treatments
- Window Privacy Roller Shades

INTERIOR OPTIONS

- Brighton Two-Tone Cabinetry with Flat Panel Cabinet Doors with Glass Inserts in Kitchen & Chrome Finish Hardware
- Leatherette Sofa Bed (MM30 & DD35)

KITCHEN

- Residential Refrigerator
- 3-Burner Gas Cooktop/Oven with Bi-Fold Glass Cover
- 30" Stainless Steel Over-the-Range Convection Microwave
- Decorative Glass & Tile Backsplash
- Solid Surface Kitchen Countertops
- Pop-Up Wireless Phone Charger with Outlets & USB Charge Ports in Kitchen Countertop
- Kitchen Countertop LED Accent Lighting
- Large Single Bowl Stainless Steel Sink with Single Handle Faucet & Pull-Down Sprayer
- Pantry (MM30 & DD35)
- 12-volt Attic Fan with Cover

BEDROOM & BATHROOM

- King Size Bed
- USB Charge Ports in Bed Base
- Designer Headboard, Bedspread & Pillow Shams
- Macerating System (MM30 & DD35)
- Foot Flush Porcelain Toilet
- Shower with Glass Door
- 110-volt Outlet on Inverter for CPAP Machine

- Electric Fireplace with Remote (MM30 & DD35)
- ENTERTAINMENT
- 50" LED Smart TV in Living Area (CC35)
- 42" LED Smart TV in Living Area
- 32" LED Smart TV in Bedroom
- Exterior 32" Smart TV on Swivel Bracket with Bluetooth® Built-in Sound Bar and Radio
- USB Charging Ports - Bedroom & Living Area
- Speakers in Sofa Overhead
- Cable TV and CAT6 Video Distribution
- Satellite Mounting Backer in Roof
- Winegard® ConnecT™ 5.0 WiFi Extender / 5G / TV Antenna

ELECTRICAL & PLUMBING

- Onan® RV QG 5500 Gas Generator
- 50-amp Detachable Shoreline Power Cord
- Dual Roof Air Conditioners
- Automatic Transfer Switch with Power Protection
- Automatic Generator Start (AGS)
- 300-watt Solar Charging System with Power Controller
- Exterior LP Connection
- Two (20) Auxiliary House Batteries
- Battery Tray that Holds up to (4) Four Batteries
- Battery Disconnect Switch
- 1800-watt Inverter
- Rapid Camp+® Multiplex Wiring Control System with Bluetooth® and 7" Touchscreen
- Tankless Water Heater
- Stackable Washer/Dryer Prep (CC35 & DD35)
- Enclosed & Heated Holding Tanks

- 360° Siphon® RV Holding Tank Vent Cap
- Black Tank Flush System
- 1" Fresh Water Tank Drain
- Outside Shower

ELECTRICAL & PLUMBING OPTION

- 200-watt Additional Solar Charging System




P.O. Box 1486, Elkhart, IN 46515  
Sales Department: 800.860.5658



Use your phone's camera to find out more information. Just scan the code!

Specifications

	MM30	CC35	DD35
Chassis	Ford	Ford	Ford
Gross Vehicle (GVWR)	22,000	22,000	22,000
Gross Combined (GCWR)	26,000	26,000	26,000
Wheel Base	208"	242"	242"
Exterior Length (w/o ladder)	31'-9"	37'-0"	37'-0"
Exterior Height (w/AC)	12'-6"	12'-4"	12'-4"
Exterior Width (w/o mirrors)	99"	99"	99"
Interior Height (living area)	84"	84"	84"
Awning Size	18'	20'	18'
Fuel (gal)	80	80	80
LPG (lbs)	88	88	88
Fresh/Waste/Gray Water (gal)	50 / 40 / 40	50 / 40 / 40	50 / 40 / 40
Water Heater (gal)	Tankless	Tankless	Tankless
Furnace (BTUs)	35,000	35,000	35,000
Exterior Storage Capacity (cu. ft.)	100	139	95
Hitch Rating (lbs.)	8,000	8,000	8,000



For a complete listing of available features, visit: [thormotorcoach.com/indigo](https://thormotorcoach.com/indigo)

IMPORTANT—PLEASE READ: This brochure reflects product design, fabrication, material, components and specifications at the date of printing, which date is disclosed below. Please visit us online at [ThorMotorCoach.com](https://ThorMotorCoach.com) or consult with your selling dealership for the latest in standards, options, specification and technical information. Photographs in the brochure may depict optional equipment or may only be available in certain floor plans. Components, appliances and the chassis may have been manufactured in a calendar year before the vehicle's designated model year. All capacities are approximate. The actual length of the vehicle may differ from that indicated in the brochure due to variances in the manufacturing processes and/or installed components. All dry weights are based on standard model features and do not include optional features or equipment. Component part and appliance manufacturers issue limited warranties covering portions of the vehicle not covered under the limited warranty we issue. Copyright Thor Motor Coach, Inc. © MY 05/23/2024