

# MEET THE WINNEBAGO + ADVENTURE WAGON

## A limited-edition collaboration

---

The ultimate platform for adventure, this unique Sprinter-based van unlocks opportunities for anyone who needs a flexible, re-configurable vehicle, from family camper to gear hauler, weekday work van to weekend home base.



### Limited-Edition Collaboration

Built by Winnebago using the modular and configurable Adventure Wagon® interior build kit. Two trusted leaders in the adventure van market.

### Mercedes-Benz Chassis

The proven and trusted Sprinter platform incorporates advanced Mercedes-Benz® tech and safety features to provide a comfortable driving experience.

### Built for Adventure

The 3.6kWh EcoFlow® Lithium Generator delivers clean reliable power from a single unit, while the mobile app helps you manage power consumption. The WiFi and Bluetooth® capable system has a variety of outlets to fit all your charging needs.

### Unparalleled Versatility

The secondary seat (70SE), cabinets and appliances bolt to the modular L-track system, and can be configured to suit your next adventure, task or job. And the fully adjustable (or removable) MOAB bed has been upgraded with Winnebago's WinnSleep® mattress technology.

### Functional Features

Enjoy the comforts of home wherever you travel, with cooking and refrigeration components, potable water system, self-contained toilet, and separate 120vac power supply.



**WINNEBAGO**





## Weights & Measurements

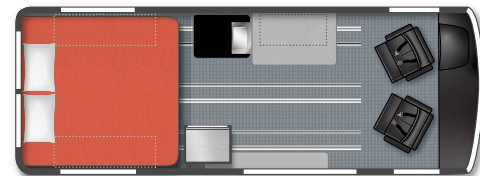

	44M	70SE
Exterior Length	19'7"	22'11"
Exterior Height	9'6"	9'5" <sup>A</sup> / 9'7" <sup>B</sup>
Exterior Width	6'4.25"	6'4.25"
Interior Height	6'3"	6'3"
Interior Width	5'9.75"	5'9.75"
Freshwater Tank Capacity (gal.)	3	3
Cassette Toilet Capacity (gal.)	3.2	3.2
Fuel Capacity (gal.)	24.5	24.5
GCWR (lbs.)	13,930	15,250
GVWR (lbs.)	9,050	11,030
GAWR - Front (lbs.)	4,409	4,410
GAWR - Rear (lbs.)	5,359	7,720
Wheelbase	144"	170"

A - 2WD Mercedes-Benz Sprinter Chassis B - 4WD Mercedes-Benz Sprinter Chassis

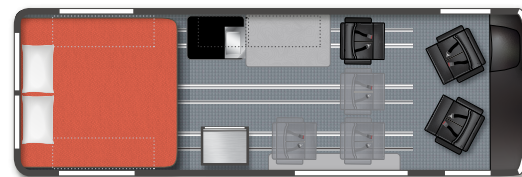
Winnebago's® continuing program of product improvement makes specifications, equipment, model availability, and prices subject to change without notice. Published content reflects the most current product information at the time of printing. Please consult your dealer for individual vehicle features and specifications.

## Décor

### ESCAPADE



44M



70SE

Note: Dotted lines denote overhead storage area. Blue dashed lines denote sleeping areas. Floorplans are representations only and are subject to change. Please contact a certified Winnebago dealer for more information.



## Exteriors (44M)



BLUE GREY



PEBBLE GREY



SELENITE

## Exteriors (70SE)



ARCTIC WHITE



IRIDIUM SILVER



TENORITE GREY



SCAN THIS QR CODE  
TO LEARN MORE ABOUT THIS MODEL