



AIRSTREAM® International

2026 TRAVEL TRAILERS


About International

Design-centric and filled with serene comfort, the International Travel Trailer is ready for grand adventures and relaxing retreats alike. Every inch of the International is designed with balance and comfort in mind – from the calming energy of the earthy wood tones and the cool blues in the fabrics, to the clean, modern lines and natural seashore textures throughout. And with an expansive galley where you can exercise creative culinary expression, a Rear Hatch option that brings the outdoors in, and premium appliances and fixtures, International is the perfect recreational vehicle for escaping the day-to-day.


- Available in **five floor plans** from 23 feet to 30 feet.
- Ultraleather® seating is **comfortable, durable, and easy to clean**.
- Dinettes and sofas convert easily into **expansive, additional sleeping areas**.
- **Handcrafted cabinetry** is built in-house with high-quality materials that stand the test of time.



Take campsite cooking to the next level with International's galley



Overhead storage throughout, with frosted sliding doors







QuietStream™ ducted climate control quickly, quietly, and efficiently cools the cabin

Coastal Cove with Aqua Ultraleather®

“We love the aqua blue color in the seating, and how it balances with the warm wood tones of the surfaces and the dark wood pattern in the flooring.” **TISHA AND ROB INTERNATIONAL 27FB Owners**



Luxury vinyl flooring in wood herringbone pattern anchors the expansive interior, with marine hues that play out in the lounge and seating Ultraleather®.







Coastal Cove with Seashell Ultraleather®

“It’s so inviting – I just love coming back after a walk on the beach or a sunset hike, curling up with a blanket, and enjoying the evening.” **MATT INTERNATIONAL 28RB Owner**



The warm, sandy shade of Seashell Ultraleather® provides a serene color tone in the seating.



Floor Plan Options

Queen or twin beds are optional on all floor plans

“ We upgraded from a smaller single-axle trailer, but even at 23 feet it’s a joy to tow and it’s easy to navigate into most campsites.”
TAYLOR AND MARTI International 23FB Owners

“ Our biggest reason for purchasing the 25FB was the Rear Hatch option – it’s a game-changer. We can’t imagine not having it open while we eat or read.”
WILLIAM AND RUBY International 25FB Owners



23FB
Base Weight: 5,100
Exterior Length: 23' 11"



25FB
Base Weight: 5,700
Exterior Length: 26' 2"



27FB
Base Weight: 6,000
Exterior Length: 28' 2"








28RB
Base Weight: 5,900
Exterior Length: 28' 2"



30RB
Base Weight: 6,600
Exterior Length: 31' 2"

Compare Floor Plans

Five floor plans offer a variety of layouts that cater to individual travel styles. Solo travelers, couples, and families can find plenty of space to spread out, relax, and indulge in the serene magic of International's comfortable vibe. From the compact and efficient 23FB to the expansive 30RB, International is a versatile retreat that lets you sink into ultimate comfort and relaxation.

	Floor Plan Option	Exterior Width	Exterior Length	Sleeps	Hitch Weight	Base Weight (lbs.)	GVWR (lbs.)	Cargo Capacity NCC (lbs.)	Fresh Water Tank (gal.)	Gray Water Tank (gal.)	Waste Water Tank (gal.)	Refrigerator (12V Electric)	Bed Configurations (in.)
	International 23FB	8'	23' 11"	4	500	5,100	6,000	900	37	37	17	6.8 cu. ft.	Queen (60" x 75") Twin* (34" x 80")
	International 25FB	8' 5.5"	26' 2"	6	860	5,700	7,300	1,600	39	39	39	8 cu. ft.	Queen (60" x 75") Twin* (34" x 80") OPT Bunk (31" x 86")
	International 27FB	8' 5.5"	28' 2"	6	850	6,000	7,600	1,600	39	39	39	8 cu. ft.	Queen (60" x 75") Twin* (34" x 80") OPT Bunk (31" x 86")
	International 28RB	8' 5.5"	28' 2"	6	860	5,900	7,600	1,700	39	37	35	8 cu. ft.	Queen (60" x 75") Twin* (34" x 80")
	International 30RB	8' 5.5"	31' 2"	6	900	6,600	8,800	2,200	53	36	36	9.7 cu. ft.	Queen (60" x 75") Twin* (34" x 80")



Exterior Features

An ocean-inspired zen garden on wheels, the International maintains all the timeless iconic style you expect in an Airstream travel trailer, with a design-centric interior that sets it apart. Today's International is a serene retreat with premium components throughout. A residential-style Moen® faucet with pull-out hose, solid surface countertops, brushed nickel cabinet hardware, and beautiful overhead storage compartments let you relax in style – and focus on making the most of your trip.

[Explore more features the International has to offer](#)



1 Powered Awning

Create a shady spot and expand your living space



2 Exterior Storage

Wrangle cables, cords, hoses, and camping essentials




3 Rear-View Monitoring

Backing into your campsite is easy with visual and audio assistance through a wireless monitor in your tow vehicle



4 Air Conditioners

Directional A/C vents on all ducted units increase airflow and offer a shut-off function for more comfort and control



5 Rock Guards

Stainless steel rock guards and tinted window protectors deflect road debris



6 Optional Solar Panels

Optional roof-mounted solar panels make it easy to head off-grid

Specifications

	23FB	25FB	27FB	28RB	30RB
Exterior Length	23' 11"	26' 2"	28' 2"	28' 2"	31' 2"
Exterior Width	8'	8' 5.5"	8' 5.5"	8' 5.5"	8' 5.5"
Interior Width	7' 7"	8' 1"	8' 1"	8' 1"	8' 1"
Exterior Height with A/C	9' 6.5"	9' 7"	9' 7"	9' 7"	9' 7"
Interior Height with A/C	6' 6.5"	6' 7"	6' 7"	6' 7"	6' 7"
Hitch Weight with LP & Batteries (lbs.)	500	860	850	860	900
Unit Base Weight with LP & Batteries (lbs.)	5,100	5,700	6,000	5,900	6,600
Maximum Trailer Capacity GVWR (lbs.)	6,000	7,300	7,600	7,600	8,800
Cargo Capacity NCC (lbs.)	900	1,600	1,600	1,700	2,200
Fresh Water Tank (gal.)	37	39	39	39	53
Gray Water Tank (gal.)	37	39	39	37	36
Waste Water Tank (gal.)	17	39	39	35	36
Inverter; 12V-110V	2000W	2000W	2000W	2000W	2000W
30A Service Single Ducted A/C with Heat Pump (BTU)	13,500	15,000	15,000	15,000	15,000
50A Service Dual Ducted A/C with Heat Pump (BTU)	—	OPT 13,500	OPT 13,500	OPT 13,500	STD 13,500
Ducted Furnace (BTU)	18,000	30,000	30,000	30,000	30,000
Solar Charging System with Interior Monitor	OPT 300W	OPT 300W	OPT 300W	OPT 300W	OPT 300W
Heated Lithium Batteries with Remote Monitoring (only available w/ solar options)	OPT 2.5kWh	OPT 2.5kWh	OPT 2.5kWh	OPT 2.5kWh	OPT 2.5kWh
Refrigerator w/ Freezer (12V Electric)	6.8 cu. ft.	8 cu. ft.	8 cu. ft.	8 cu. ft.	9.7 cu. ft.
LP Gas Stove and Oven (Burners)	3	3	3	3	3
Convection Microwave (*Replaces LP Oven)	OPT*	OPT*	OPT*	OPT*	OPT*
Microwave (*N/A with Convection Option Selected)	—	—	OPT*	—	STD*
Interior Windows & Skylights	12	18	19	21	23
Bedroom Configurations (*Replaces Queen)	Queen 60" x 75" Twin* 34" x 80"	Queen 60" x 75" Twin* 34" x 80" OPT Bunk 31" x 86"	Queen 60" x 75" Twin* 34" x 80" OPT Bunk 31" x 86"	Queen 60" x 75" Twin* 34" x 80"	Queen 60" x 75" Twin* 34" x 80"
Convertible Dinette, Lounge and Bed	39" x 76"	40" x 96"	40" x 96"	39" x 76"	39" x 76"
Sleeping Capacity	Up to 4	Up to 6	Up to 6	Up to 6	Up to 6



Exterior Features

Semi-Monocoque Aluminum Superstructure	STD
Fluorocarbon Treated UV Protected Aluminum Exterior	STD
Temperature Reducing One-Piece White Aluminum Roof	STD
Thermal Barrier Protection Between Interior and Exterior	STD
Seamless Composite Flooring	STD
Handcrafted Welded Extruded Aluminum Window Frames	STD
Tempered Tinted Windows with Double Cam Latching System	STD
Powered ZipDee® Patio Awning with Sunbrella® Fabric	STD
ZipDee® Rear & Roadside Window Awning with Sunbrella® Fabric	STD
LED Dimmable Patio Awning Light	STD
Polished Bumper with Storage	STD
LP (2 – 30 lb. Steel Tanks) with Auto 2-Stage Regulator	STD
Aluminum Removable LP Cover	STD
Multi-Stage 50A Converter (Multi-Stage 80A with Dual A/C)	STD
Exterior LP Gas Low Pressure Grill Connection	STD
Solar Front Window Protection	STD
Stainless Steel Front Stone Guard Protection	STD
Exterior Shower with Hot & Cold Water	STD
Lockable Fresh Water Tank Inlet	STD
City Water Inlet with Water Pressure Regulator	STD
Waste Tank Flush Inlet	STD
Hand Painted Chassis	STD
Torsion Axle with Shock Absorbers	STD
Powered Hitch Jack with Light	STD
4 Powered Heavy Duty Stabilizer Jacks	STD
Goodyear® Endurance® ST225/75R15 Tires, Balanced	STD
Stylized Aluminum Wheels	STD
Nev-R-Lube® Sealed Bearings	STD
Nev-R-Adjust® Brakes	STD
Spare Tire – Full Size	STD
Rooftop Solar Pre-Wire Port (Factory Installed for Solar Upgrade)	STD
Supplemental Solar Pre-Wire Port 200W Capacity (15A Controller Required)	STD
300W Solar Package with Interior Monitor	OPT
Deep Cycle Lithium Batteries with Built In Heater - 2.5kWh (only available with solar options)	OPT

SmartPlug® 30A Shore Power Inlet with Cord (50A with Dual AC)	STD
SmartPlug® TV & Internet Inlets (Coax and Ethernet)	STD
Backup Camera with Audio Transmitted to Wireless Monitor	STD
Dedicated Waste Hose Storage	STD
Custom Aluminum Handcrafted 26" Wide Entry Door with Window	STD
Aluminum Entry Door Handle	STD
Unique Front Door Key with Heavy Duty Deadbolt	STD
Cast Aluminum Door Hinges	STD
Airstream Custom Aluminum Entry Step	STD
Aluminum Rear Hatch with Sliding Screen**	OPT
LED Entrance Light	STD
LED Tank Service Light	STD
LED Storage Compartment Light	STD
Cast Aluminum LED Tail Lights	STD
License Plate Bracket with LED Light	STD
Enclosed Aluminum Insulated Heated Underbelly	STD
Insulated and Heated Tanks	STD
Internally Routed A/C Condensation Drain Line to Wheel Well	STD

Interior Features

Complete Aluminum Interior Walls and Ceiling	STD
Quietstream™ A/C with Heat Pump and Electronic Thermostat	STD
Exhaust Fan with Thermostat and Automatic Rain Sensor	STD
Probeless Tank Monitoring System	STD
Premium Environmental Friendly Insulation	STD
Handcrafted Aluminum Screen Door with Guards	STD
Panoramic Front Windows with Blackout Shades	STD
Handcrafted Marine-Grade Lite-Ply Laminated Cabinetry	STD
Seamless Vinyl Flooring	STD
LED Interior Lighting with Dimmer	STD
Overhead Storage with Sliding Doors and LED Lighting	STD
Tankless On Demand LP Water Heater	STD
Inverter; 2000W 12V-110V	STD
Coat & Key Hooks	STD
Airstream Connected Pre-Wire	STD
Bring Your Own Device HDMI Connectivity	STD
12V USB-A and USB-C Ports	STD

Galley, Dinette, and Lounge Features

3 Burner Stove and Oven (LP Gas)	STD
Baraldi® Cooking Vent with Light	STD
Dupont Corian® Galley Top	STD
Stainless Steel Undermounted Sink	STD
Laminate Dinette Top	STD
Ultraleather® Lounge and Dinette Seating	STD
Dinette Converts to a Lounge and Sleeping Accommodations	STD
Pull out Lounge for Sleeping Accommodations (Models with Lounge)	STD
Flatware Organizer	STD
JL Audio® Stereo with Bluetooth® Connectivity and 4 Speakers	STD
Surround Sound and Subwoofer	STD
27” 12V DC Smart TV with Bluetooth®*	STD
Roller Shades	STD
Moen® Faucet	STD

Bathroom Features

Window with Roller Shade**	STD
Removable Hand Held Shower Head with Shut Off	STD
Porcelain Toilet	STD
Lavvy Sink	STD
Roof Vent/Fan	STD
Towel Bar/Ring	STD
Retractable Clothes Line in Shower	STD
Moen® Faucet	STD

Additional Features

Airstream Logo Entrance Mat	STD
Fire Extinguisher	STD
Emergency Manual Crank for Powered Hitch Jack	STD
LP, Smoke & Carbon Monoxide Detectors	STD
Built In Winterization Kit	STD
TRA Certified Green: Emerald Status (Highest Rating)	STD
2 Year Bumper-to-Bumper Limited Warranty (Transferable)	STD
5 Year Structural Limited Warranty (Transferable)	STD
3 Year 24/7 Coach-Net® Roadside Assistance	STD
1 Year Airstream Club Explorer Membership	STD

* N/A in 23FB
** 25/27 Only

More Information

From the panoramic windows at the front and rear to the effervescent colors and patterns throughout, International's interior is airy and filled with light. Open the windows and let the breeze flow through, enjoy the landscape as you cook a meal, or watch the sunrise from the comfort of your bed. And with options like the Rear Hatch that blurs the line between inside and out, International gets you closer than ever to the soothing, restorative power of nature.

- International's kitchen is as beautiful as it is functional. Cook a delicious meal on the three-burner gas cooktop, quickly reheat leftovers in the microwave, and store pantry items in convenient drawers and overhead storage compartments.
- The optional Rear Hatch is the perfect portal for easy gear loading and unloading. Bring along bikes, kayaks, and everything else your travel requires.



How It's Made

Informed by more than 90 years of quality craftsmanship and expert design, Airstream travel trailers are hand-made in Jackson Center, Ohio. Only the best materials are used – from seamless, waterproof composite flooring, to the hardware and finishes we use to build our cabinetry, to the rivets and aluminum that form the shell. In building our world-famous travel trailers, we rarely do things the easy way. That's why an Airstream travel trailer can last a lifetime – or more – and be passed down from generation to generation for years of enjoyment.

[Schedule a factory tour.](#)

[Find your local dealer.](#)



1 Seamless composite flooring



2 Riveted aluminum shell built with time-honored techniques



3 Hand-made furniture and cabinetry



4 Water check ensures the shell is watertight



5 Multi-point quality inspection before heading to customers



AIRSTREAM®

1001 West Pike
Street, P.O. Box 629
Jackson Center, OH
45334 USA
937-596-6111

www.airstream.com



Product information, specifications, and photography in this brochure were as accurate as possible at time of printing. Photographs may contain some features that are optional on your vehicle.
Since we continually strive to improve our products, actual products may differ. Prices and specifications are subject to change without notice. All capacities are approximate and dimensions are nominal. Some features or options may be different or unavailable in other countries.
WARNING – The recreational vehicle weight must remain within the manufacturer's specified chassis weight limit. Do not overload the recreational vehicle through the addition of water, options, cargo or otherwise. Your safety depends on not overloading the trailer, axles, and tires.
AIRSTREAM®, the Airstream travel trailer trade dress, and all related model names, slogans, logos, trade dress, and trademarks are owned or used under license by Airstream, Inc. All other trademarks are owned by their respective owners.

All content and images
© Airstream 2025