

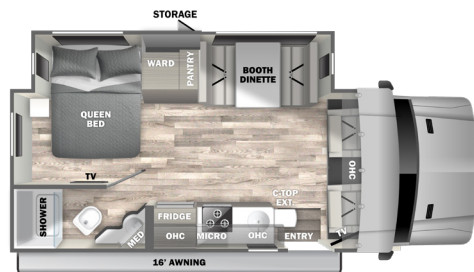
3 SERIES *isata*

2026

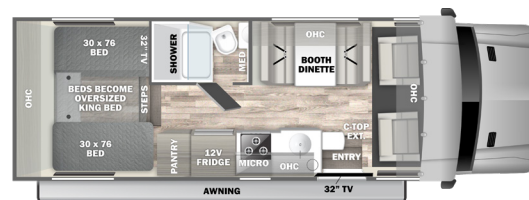


Pictured with Optional Extended Front Cap with Cab-Over Bunk and Optional Black Aluminum Wheels

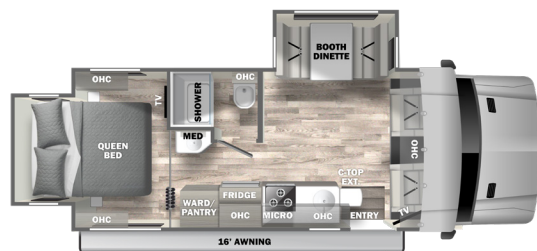
ISATA 3 SERIES



24FW*



24TW*




24RW*



24SSSFXM*

OPTIONS



THREE-SEAT POWER THEATER SEATS
IPO Dinette (24FW)



DUAL POWER THEATER SEATS
IPO Dinette
(24RW and 24SSSFXM)

SPECIFICATIONS	24FW	24TW	24RW	24FWSF (Freedom Edition)	24SSSFXM
GVWR (lbs.)	11,030	11,030	11,030	11,030	11,030
GCWR (lbs.)	15,250	15,250	15,250	15,250	15,250
GAWR - Front (lbs.)	4,410	4,410	4,410	4,410	4,410
GAWR - Rear (lbs.)	7,720	7,720	7,720	7,720	7,720
UVW** US Chassis (lbs.)	10,054	TBD	10,155	9,921	10,285
UVW** - Canadian Chassis (lbs.)	9,988	TBD	10,089	9,855	10,219
Overall Length	24' 7"	25' 10"	24' 7"	24' 7"	25' 5"
Exterior Width	94"	94"	94"	94"	94"
Wheelbase	170"	170"	170"	170"	170"
Overall Exterior Height	11' 5"	11' 5"	11' 5"	11' 5"	11' 5"
Interior Height	81"	81"	81"	81"	81"
Fuel Capacity (Gal.)	26.4	24.5	26.4	26.4	24
Water Capacities (Gal.) Fresh/Gray/Black	35/32/32	50/32/32	35/32/32	50/32/32	35/32/32
LPG Capacity (WC) (Gal.)	20.3	20.3	20.3	N/A	N/A
Awning Length	16'	16'	16'	16'	16'

*Canadian chassis feature three total seatbelts.
**UVW is an estimate only based on standard equipment.

STANDARD FEATURES & OPTIONS

CHASSIS

- Mercedes-Benz® Sprinter Chassis (11,030-lbs. GVWR / 15,250-lbs. GCWR)
- 2.0L I4 Turbo Diesel Engine (211 hp / 332 lb-ft. of Torque)
- 9G-TRONIC PLUS Automatic Transmission with Overdrive
- 24.5-Gallon Fuel Tank
- 5.75-Gallon Diesel Exhaust Fluid Tank
- Lane Keep Assist
- Adaptive Cruise Control
- Active Brake Assist
- Hill Start Assist
- Crosswind Assist
- Attention Assist
- Traffic Sign Assist
- Rescue Assist
- Electronic Stability Program (ESP)
- Wet Wiper System
- Trailer Hitch (5,000 Tow lbs. / 500 Tongue lbs.) with 7-Way Round Tow Connection
- Momentary Battery Booster Switch for Connecting Chassis and House Batteries
- Single AGM 12V Chassis Battery
- 250-Amp Alternator
- LED Brake, Turn, and Backup Lights
- Fog Lights
- Aluminum Running Boards
- Bilstein® Gas-Charged Rear Shock Absorbers
- Front and Rear Tires: LT215/85 R16
- Single Front Wheels and Dual Rear Wheels (5.5" x 16")
- Aluminum Wheels (Set of Four) with Valve Extensions
- Banded Tire Pressure Monitoring System
- 4.727 Rear Axle Ratio
- Power, Heated Leatherette Cab Seats with Swivel Bases
- Quad-View Camera System (Right Side, Left Side, Hitch, and Rear Horizon Views)
- MBUX (Mercedes-Benz User Experience) 10.25" Touch Screen Infotainment System with Navigation, AM/FM, Bluetooth®, Sirius/XM® (tuner and antenna), Apple® CarPlay™ / Android® Auto™ Functionality, and "Hey Mercedes" Voice Control

- 12V and USB-C Accessory Ports
- Wireless Smartphone Charging Tray
- Instrument Cluster with Color Display
- Multifunction Steering Wheel
- Adjustable Steering Column
- Power Windows and Locks
- Power Exterior Mirrors (Auto-Heated at Low Temperatures)
- 3-Point Seat Belts
- Front, Thorax, & Window Safety Air Bags
- Deluxe, Removable Automotive Cab Carpet Mat
- Drink Holders

CONSTRUCTION

- 1 1/2" Aluminum-Framed, Laminated Sidewalls with Block Foam Insulation
- Composite Exterior Fiberglass (No Exterior Wood)
- Aluminum-Framed Floor
- Composite Flooring Substrate (Lightweight & Moisture-Resistant)
- Aluminum-Framed Roof Trusses
- Crowned, One-Piece Fiberglass Roof
- Fiberglass Rear Bumper
- Foil-Lined Ductwork Throughout
- Aerodynamic Fiberglass Front Wing Panels
- Automatic, 4-Point Leveling Jacks
- Dual-Pane Acrylic Windows with Built-In Day/Night Shades
- Seamless Rotocast Storage Compartments with LED Lighting
- Locking Aluminum Exterior Storage Doors with Compression Latches
- Electric Slide System

EXTERIOR

- Custom Full Body Paint Package
- Premium Cut and Buffed Paint Finish
- Front-End Diamond Shield® Paint Protection
- Armless Patio Awning with LED Lighting and Motion-Activated Retraction
- Slideout Topper(s)
- LED Patio Light
- Entry Door with Dark-Tinted, Frameless Window and Integrated Shade

FULL BODY PAINT PACKAGES With Front-End Diamond Shield



Platinum (Single Color Full Body Paint)



Varesine Blue



24FW shown with Driftwood II cabinetry and Milano II décor.

- Lighted Acrylic Entry Grab Handle
- Power Entry Step with Upgraded SeaDek® Step Tread
- Exterior TV Mount
- Exterior Speakers
- Front and Rear LED Clearance and Marker Lighting

INTERIOR

- Premium Vinyl Flooring Throughout
- Soft-Touch Padded Vinyl Ceiling
- LED Ceiling Lighting
- Sprung, Residential-Style Dinette Seats with Lift Up Storage
- Hardwood Craftsman-Style Cabinetry
- Full Extension, Soft-Closing Drawer Guides (where applicable)
- Hidden Hinges

- 32" LED Smart TV (Living Area)
- Stereo System - AM/FM with Zoned Speaker Control and Bluetooth® Smart Phone App Control
- Easy Access Battery Compartment Beneath Entry Step
- Entry with Non-Skid Rubber Step and Steel Risers
- Magnetic Thermal, Reflective Front Privacy Shades
- USB Charging Ports
- Cab Seat Booster Cushions (Set of Two)

KITCHEN

- 12V 8 cu. ft. 2-Door Compressor-Driven Refrigerator
- Gas Range with Glass Cover and Overhead Range Cover
- Convection Microwave Oven

- Solid Surface Countertops with LED Edge Lighting and Backsplash
- Solid Surface Countertop Extension
- Stainless Steel Sink with Solid Surface Cover
- Residential Stainless Steel Spring Gooseneck Faucet
- Overhead Cabinet Accent Lighting
- Under-Cabinet Lighting
- MaxxAir® Power Vent with Built-In Rain Cover

BEDROOM

- Queen Bed (60"x75") with Gel-Infused Memory Foam Mattress
- Under-Bed Storage (24FW)
- Deluxe Padded Headboard (24RW)
- Designer Bedding Package
- 32" LED Smart TV (N/A - 24SSSFX)
- Cedar-Lined Wardrobe



24TW shown with Driftwood II cabinetry and Milano II décor.

- LED Reading Lights
- USB Charging Ports
- Privacy Partition

BATHROOM

- Designer Shower with Skylight
- Oxygenics Body Spa® RV Shower Head
- Stainless Steel Sink with Residential Faucet
- Composite Foot-Flush Toilet with Hand Sprayer
- MaxxAir® Power Vent with Built-In Rain Cover

UTILITIES

- Designer Shower with Skylight
- Oxygenics Body Spa® RV Shower Head
- Stainless Steel Sink with Residential Faucet
- Composite Foot-Flush Toilet with Hand Sprayer
- MaxxAir® Power Vent with Built-In Rain Cover

OPTIONS

- Aerodynamic Fiberglass Front Cap with Cab-Over Cabinets
- Extended Fiberglass Front Cap with Cab-Over Bunk Mattress and Privacy Curtain (+179 lbs.)

- Single Color Full Body Paint (with \$3,750 MSRP credit)
- Black Aluminum Wheels (Set of Four)
- Three-Seat, Power Reclining Theater Seats in Place of Dinette (24FW - Only Outer Seats are Powered) (+80 lbs.)
- Dual, Power Reclining Theater Seats in Place of Dinette (24RW & 24SSSFX) (+40 lbs.)

OPTIONAL - FREEDOM EDITION (24FWSFX & 24SSSFX)

- Exclusive Freedom Edition Full-Body Paint Scheme (Dark, Light, or Midnight)
- Insulated Cab Curtain
- Additional 280-Amp Alternator
- Delete LP Generator - Replaced by Additional Alternator
- Delete 20.3-Gallon LP Tank
- Two Low-Temp Lithium House Batteries (620Ah Total)
- Three 200W (600W Total) Solar Panels with 30-Amp Controller
- 3,000W Pure Sine Wave Inverter/Charger
- 20,400-BTU Truma® Combi D 6 E - High-Efficiency Furnace and Water Heater (Diesel)
- 2-Burner Induction Range
- 50-Gallon Fresh Water Tank Relocated in Bed Base (24FWSFXM Only)



Magnetic



Titanium

Available with the Freedom Edition Package



Freedom Light



Freedom Dark
shown with optional black aluminum wheels



PHOTO
COMING SOON

AVAILABLE

Aerodynamic Front Cap
with Cab-Over Cabinets



AVAILABLE

Extended Front Cap
with Cab-Over Bunk

DYNAMAX

2745 Northland Dr. • Elkhart IN 46514
574-262-3474 • www.dynamaxcorp.com

GVWR (Gross Vehicle Weight Rating) - is the maximum permissible weight of the unit when fully loaded. It includes all weights, inclusive of all fluids, occupants, cargo, optional equipment and accessories. For safety and product performance do NOT exceed the GVWR.

GCWR (Gross Combined Weight Rating) - is the maximum permissible loaded weight of your motor home and any towed trailer or towed vehicle. Actual GCWR of this vehicle may be limited by the sum of the GVWR and the installed hitch receiver maximum capacity rating; see hitch rating label for detail.

GAWR (Gross Axle Weight Rating) - is the maximum permissible weight, including cargo, fluids, optional equipment and accessories that can be safely supported by each axle.

UVW (Unloaded Vehicle Weight)* - is the typical weight of the unit as manufactured at the factory. It includes all weight at the unit's axle(s), including full fuel, all fluids and LP Gas. The UVW does not include cargo, fresh potable water, additional optional equipment or dealer installed accessories.

*Estimated Average based on standard build optional equipment.

CCC (Cargo Carrying Capacity)** - is the amount of weight available for fresh potable water, cargo, passengers, additional optional equipment and accessories. CCC is equal to GVWR minus UVW. Available CCC should accommodate fresh potable water (8.3 lbs per gallon). Before filling the fresh water tank, empty the black and gray tanks to provide for more cargo capacity.

**Estimated average based on standard build optional equipment.

Each Forest River RV is weighed at the manufacturing facility prior to shipping. A label identifying the unloaded vehicle weight of the actual unit and the cargo carrying capacity is applied to every Forest River RV prior to leaving our facilities.

The load capacity of your unit is designated by weight, not by volume, so you cannot necessarily use all available space when loading your unit.

Actual towing capacity is dependent upon your particular loading and towing circumstances, which includes the GVWR, GAWR and GCWR as well as adequate trailer brakes. Please refer to the Operator's Manual of your vehicle for further towing information.

All information contained in this brochure is believed to be accurate at the time of publication. However, during the model year, it may be necessary to make revisions and Forest River, Inc., reserves the right to make all such changes without notice, including prices, colors, materials, equipment and specifications as well as the addition of new models and the discontinuance of models shown in this brochure. Therefore, please consult with your Forest River dealer and confirm the existence of any materials, design or specifications that are material to your purchase decision.

©2025 Dynamax, a Division of Forest River, Inc., a Berkshire Hathaway company. All Rights Reserved. 07/25

DÉCOR SELECTIONS

SADDLE

Main

MILANO II

Main

DESERT (Dealer Stock Only)

Main



Kitchen
Countertop

DRIFTWOOD II

Drawers



Kitchen
Countertop

MINDFUL GRAY

Drawers



Find us on
Facebook

FREE MEMBERSHIP
to Forest River Owners' Group

www.forestriverfrog.com



Dynamax Owner

"Digital Kit" App

Now you can have your Owner's Manual with you wherever you are. Download our FREE App from the App Store or Google Play and you'll have the information right at your fingertips.



Paint Video

<https://www.youtube.com/watch?v=sLgLoR26jfs>

Factory Video Tour

<https://www.youtube.com/watch?v=q5cG43PD7SE>



Learn More:

Scan this barcode using a QR reader on your smart phone to learn more about Forest River.

FOREST RIVER
A Berkshire Hathaway Company

Your Authorized Isata 3 Series Dealer