

2026







02	Company History
04	Key Features
10	Chassis Features

12	UNITY	34	WONDER
14	Unity Floorplans	36	Wonder Floorplans
16	Unity Murphy Bed Lounge	38	Wonder Murphy Bed Lounge
18	Unity FX	40	Wonder Rear Lounge
20	Unity Corner Bed	42	Wonder Rear Twin Bed
22	Unity Rear Lounge		
24	Unity Twin Bed		
26	Unity Design	44	Wonder Design
30	Unity Options	48	Wonder Options
32	Unity Specifications	50	Wonder Specifications

52	Owners' Resources
----	-------------------




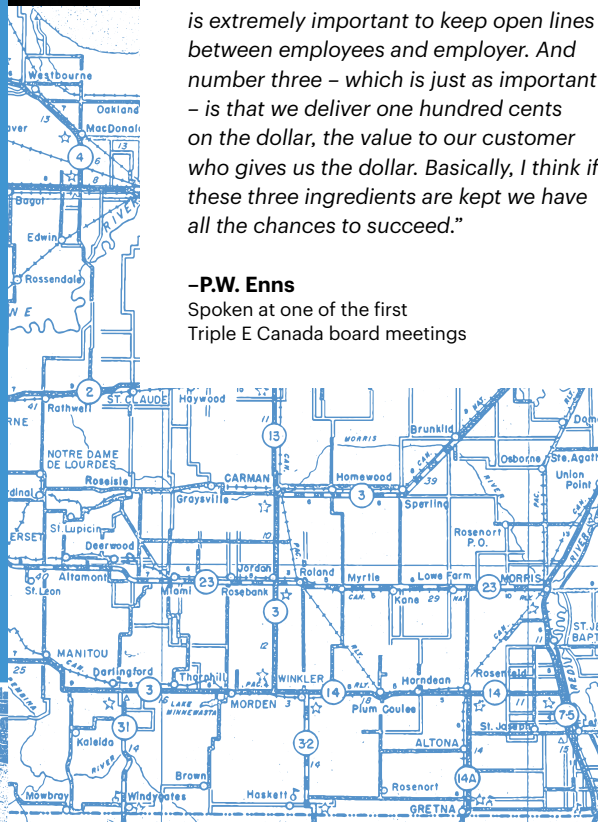
Our vision is to be a premier company. We're inspired by the freedom to explore and driven by a commitment to growing our community.



"I have said this before, and I will say it again. I do believe that our Creator works in the week just as well as on Sunday in the pew. This is number one – to remember in our work. Number two – it is extremely important to keep open lines between employees and employer. And number three – which is just as important – is that we deliver one hundred cents on the dollar, the value to our customer who gives us the dollar. Basically, I think if these three ingredients are kept we have all the chances to succeed."

–P.W. Enns

Spoken at one of the first Triple E Canada board meetings



1965

The Beginning

Triple E was incorporated on October 17, 1965.



1972

Staff Dedication

The company contemplated shutting its doors. It was the dedication, loyalty, and work ethic of laid off staff that would characterize the Triple E community. The staff called a meeting with management and offered their labour, free of charge, to re-build the plant.

1990

25th Anniversary

The product line up included the Empress, the Empress SE, and the Regency. The Class C Regency continued to gain popularity, offering all the amenities, design and features that a Class A offered, in a more compact unit.

2002

The First Mercedes-Benz Class B

Leisure Travel Vans was the first North American manufacturer to produce a Class B Motorhome on the 21.5-foot Mercedes-Benz Sprinter 2500 Cargo Van.

2010


Consolidation

As a result of the economic state of the RV manufacturing industry in North America during the great recession, Triple E RV and Leisure Travel Vans were consolidated into one operation. Triple E made the decision to discontinue Class A, travel trailer and fifth wheel production and focus on the Class B and C markets.

2012

Free Spirit SS

Leisure Travel Vans released the Free Spirit SS, a Sprinter Van chassis featuring a built-in slide-out. This innovative floorplan proved to be another very successful product innovation.





1967
Canada's First Motorhome Prototype
 "The Caravan" was constructed on a salvaged Ford Truck Chassis, fully equipped with toilet facilities, hot and cold running water, shower, oven, refrigerator, and wall-to-wall carpeting.

1969
Acquisition of Triple E
 Jim Pattison, of Neonex Leisure Products, acquired a controlling interest in Triple E in 1969. Triple E welcomed his business expertise and marketing skills to aid in its rapid growth.

1970
The Original Motorhome Chassis
 With no chassis' in GM's lineup suitable for a motorhome addition, P.W. Enns modified a GM truck chassis to create his vision. One year later, GM introduced an RV chassis utilizing similar engineering modifications.

1972
Fire Destroys the Entire Operation
 Fire spread through the factory, tragically claiming the life of general manager Henry Schellenberg of the Motorhome division.

1974
Triple E Canada Restored
 During the economic downturn and two years after fire destroyed the plant, Phil Ens, and P.W. Enns bought back the company. Triple E Canada was restored to family ownership.

1978
Leisure Travel Vans Begins
 Leisure Travel Vans was founded in 1978 by Reg and Saide Harder in Gretna, Manitoba.

1987
International Expansion
 Triple E expanded internationally targeting countries including Germany, Sweden, Holland, Norway and Japan.



1988
Launch of the Empress
 The Empress SE was launched in Canada, featuring a 45° sloped windshield for increased visibility, an abundance of storage space, and four season capabilities.



2005
The Serenity
 Leisure Travel Vans launched the widebody Freedom 2 Serenity, built on the Mercedes-Benz Sprinter 3500 cab chassis. The model featured a full fiberglass body, a separate sleeping area, and a bathroom equipped with a full corner shower, toilet, sink and vanity.



2008
Triple E Acquires Leisure Travel Vans
 The Class B van manufacturer was located in Morden, Manitoba just seven miles down the road from Triple E.

2009
An Industry First
 Triple E launched the Unity by Leisure Travel Vans – the industry's first Class C motorhome with a queen size Murphy bed built on a Mercedes-Benz chassis. The Unity quickly became recognized as one of Triple E's most innovative product introductions.

2015
50th Anniversary
 Leisure Travel Vans redesigned the exterior of its flagship Unity to a sleek European contoured fiberglass design.



2016
Wonder Launch
 Leisure Travel Vans expanded its product offering with the introduction of the Wonder Class C built on the new Ford Transit chassis.




2022
Murphy Bed Lounge
 Leisure Travel Vans launched a completely re-designed Murphy Bed floorplan, named the Murphy Bed Lounge, available on both the Unity and Wonder product lines.

2025
60th Anniversary
 When P.W. Enns founded Triple E RV with his two sons-in-law in 1965, little did he suspect that four generations later, the company would celebrate sixty years as a family-owned RV manufacturer. Despite decades of industry change, Triple E continues to honor its founders' commitment to quality, innovation, and customer service.



Key Features





1 Premium Finishes

Smart, innovative designs mixed with premium materials is our idea of luxury. All Leisure Travel Vans are finished using only the most exceptional, premium-quality materials such as Ultrafabrics® and Corian® Solid Surfaces.

2 Curved Cabinetry

Designed to flow with the lines of your Leisure Travel Van and make clever use of space, our signature curved cabinetry is found in all models and is available in multiple finishes.

3 Premium Cabinetry Finishes

Our premium cabinetry finishes lend a uniquely European design sensibility to your living space. Modern yet timeless, your cabinets will look great for years to come.

4 Optional Matte Surfaces

The perfect combination of easy to care for and aesthetically appealing, the matte surfaces used throughout our interiors are scratch-resistant and anti-fingerprint.

5 Corian® Solid Surfaces

Corian® solid surface countertops bring a touch of luxury to life on the open road and are easy to clean and resistant to staining.

6 Ultrafabrics® Upholstery

Relax into beautiful upholstery that you can trust to hold up through years of adventures and getaways. Ultrafabrics is a leading synthetic leather that resists staining, cracking, and general wear.

7 LED Lighting Including Accent Lighting

Interior and exterior LED lighting provides pure, bright light with long-lasting bulb life. In addition, integrated ceiling and floor accent lighting add mood and elegance.

8 All-New Entry Door

The European entry door features a new dual latch and hinge system providing a tighter and more secure seal. Inside the door are integrated pockets, adding additional storage—perfect for frequently accessed items when leaving your RV.


9 New Tail Light Design

The all-new tail light design features an updated, European automotive appearance and brighter, multi-functional LED lights, enhancing safety during low-light driving conditions. Along with refreshed bezels, the clearance lights on both front and rear masks have been updated from colored to clear lenses for a more streamlined appearance.

10 Stunning Design

From contoured walls to frameless windows, everything about the European-inspired exterior design of a Leisure Travel Van is clean, stylish, and aerodynamic.

Key Features





- 1 **Dry Baths in All Models**
Life on the road intersects with the comforts you're used to at home, thanks to our commitment to a better RV bathroom. Enjoy a spacious, separate shower and modern toilet and vanity in every Leisure Travel Vans model.
- 2 **Ducted Air Conditioning with Heat Pump**
Keep your cool wherever you may roam – the 13,500 BTU roof-ducted air conditioning system provides an even flow of cool or warm air throughout the coach.
- 3 **Murphy Bed Configurations**
Unity MBL, FX, RL, Wonder MBL, RL
From our very first models to today's modern floorplans, innovative use of the Murphy bed has set our RVs apart. Whichever floorplan you choose, you'll find flexible living spaces and a surprising amount of space in a small footprint.
- 4 **Vacuum-Bonded Construction**
Quality will always come first, and we build products that are meant to last. The walls, roofs, and floors of every Leisure Travel Van are vacuum-bonded and insulated, providing a solid foundation you can count on.
- 5 **Leisure Lounge Systems**
Unity MBL, FX, CB*, Wonder MBL
Flexibility and comfort come standard with the patented Leisure Lounge Systems, allowing for custom lounge configurations for dining, working, or relaxing as you move through your day. At night, the large Murphy bed and customizable headrest take comfort to another level.
*Corner Bed option does not include a Murphy bed.
- 6 **Optional Inflatable Bed System**
Unity TB, RL, Wonder RL, RTB
Accommodate overnight guests with the optional innovative bed system. In select models, your dinette, which comfortably seats four around a removable table, makes clever use of the front swivel chairs to conveniently convert into a bed.
- 7 **An Abundance of Interior and Exterior Storage**
We've strategically optimized every inch of all Leisure Travel Vans floorplans to offer you the most possible interior and exterior storage. Intelligent, accessible storage means you can bring your travel essentials – and maybe a few extra comforts – on your next adventure.
- 8 **Table Mount System**
Unity RL, TB, Wonder RL, RTB
Our innovative swiveling table mount system is strategically placed in multiple locations, allowing you to easily reconfigure your spaces to suit your needs.
- 9 **Optional Integrated Exterior Table**
Enjoy more time spent in the great outdoors with an optional integrated exterior table that makes cooking and eating outside even more convenient. When not in use, the table conveniently folds up to fit inside your exterior storage compartment.
- 10 **Pull-Out Pantry**
The pull-out pantry system found in all Leisure Travel Vans models allows for convenient storage of spices, cooking supplies, groceries, and much more.

Key Features





10



11



12



13



14

1 Two-Burner Induction Cooktop

Enjoy the comforts of a hot meal from the road with the two-burner, induction cooktop. The glass cover allows for usable counter space when not in use.

2 12-V Compressor Refrigerator

The 12-V compressor refrigerator offers outstanding energy efficiency and cooling performance, offering stable cooling and impressive deep freezing down to -18°C .

3 Legless Awning

The legless box awning with integrated LED lights and wind sensor makes setting up camp a breeze.

4 Truma Aventa Eco Air Conditioner

The ultra-quiet inverted Truma Aventa Eco with heat pump perfectly balances cooling and humidity while minimizing noise in a contemporary, energy-efficient, low-profile design.

5 Keyless Coach Entrance Door

Lock and Unlock with the Chassis Key Fob

6 Truma VarioHeat Furnace

Unity MBL, Wonder MBL

The Truma VarioHeat furnace ensures comfort in all temperatures. In night mode, the furnace runs reliably on the lowest, nearly inaudible level, allowing you to sleep soundly. Alternatively, by using the boost function, airflow is increased significantly to heat up your motorhome quickly.

7 Truma AquaGo Comfort Plus Water Heater

Enjoy the comfort and luxury of instant, constant, and continuous hot water from every tap, thanks to the Truma AquaGo Comfort Plus water heating system, standard on all Leisure Travel Vans models.

8 Roof Vents

Ensuring fresh air inside the coach, all Leisure Travel Vans feature a fan in both the galley and lavatory.

9 Day-Night Roller Shades

Unity

Regulate interior temperatures and ensure daytime privacy without compromising the view with Day Shades. Sleep well with Night Shades in a blackout fabric that blocks 100% of the light at night.

10 Skylight

Drawing in an abundance of natural light and fresh air if desired, the large opening skylight features an integrated screen and shade.

11 Stainless Steel Galley Sink

When cooking or washing up, you'll love the large 16-inch-diameter galley sink, complimented by a stylish high-arc faucet. It's another way we bring the comforts of home to RV life.

12 Smart Lithium Battery System

Embrace an extra level of carefree with a standard 270 A-h lithium battery. With more usable capacity, maintenance-free operation, and a longer lifespan, you'll spend less time thinking about your battery levels and more time exploring.

13 3000-W Inverter

The 3000-W Pure Sine Wave Inverter provides plenty of capacity for running your 120-V devices, as well as an inverted microwave plug.

14 Auto Generator Start*

Set the generator to turn on automatically according to your set preferences. Auto-start can be activated by a set temperature, battery voltage, or timer.

*Requires optional generator on Unity.

Battery Monitoring

See your battery's charge percentage with the state-of-charge functionality.

Smart MPPT Solar Controller

The efficient MPPT solar controller allows you to conveniently monitor the output of the optional 440-W solar panels via the RV's touchscreen control panel or mobile app.

Smart Surge Protector with Transfer Switch

The smart surge protector with transfer switch protects your LTV from sudden power surges or voltage spikes, as well as automatically transfers AC power sources when required. Best of all, all of this can be conveniently monitored from the touchscreen control panel.

UNITY

Built on the
Mercedes-Benz Sprinter
Cab Chassis 3500



EXPERT
UPFITTER

Chassis & Powertrain

- ◆ 11,030 lb Gross Vehicle Weight Rating
- ◆ 170" Wheelbase
- ◆ 2.0-L Turbocharged I-4 Diesel, 208 hp and 332 ft·lb
- ◆ 9G-Tronic Automatic Transmission
- ◆ Fuel Tank – 24.5 US gallons
- ◆ Speed-Sensitive Electric Power Steering
- ◆ Remote Start (Requires Subscription)

Safety & Security

- ◆ Active Brake Assist
- ◆ Active Distance Assist Distronic
- ◆ Active Lane-Keeping Assist
- ◆ Adaptive Cruise Control
- ◆ Attention Assist
- ◆ Crosswind Assist
- ◆ Emergency Call System Ready
- ◆ Hill Start Assist
- ◆ HOLD Function
- ◆ Load-Adaptive Electronic Stability Program (ESP)
- ◆ Speed-Sensitive Electric Power Steering (EPS)
- ◆ Traffic Sign Assist
- ◆ Tire Pressure Monitoring System (TPMS)

Exterior Features

- ◆ Alcoa Dura-Bright® Aluminum Wheels (4 Wheels Dura-Bright, All 6 Aluminum) – Optional
- ◆ Chrome Grille Package
- ◆ Front Fog Lamps With Cornering Light Function
- ◆ Heated and Electrically Adjustable Exterior Mirrors
- ◆ High Beam Assist
- ◆ LED High Performance Headlamps
- ◆ Wet Wiper System with Rain Sensor

Interior Features

- ◆ Digital Rearview Mirror
- ◆ Driver-Side and Passenger-Side Seat Swivels
- ◆ Heated and Powered Comfort Driver and Passenger Seats with Lumbar Support
- ◆ Instrument Cluster with Color Display
- ◆ Leather Multifunction Steering Wheel
- ◆ MBUX Multimedia System – Touchscreen with Intelligent Navigation
- ◆ SiriusXM Satellite Radio Ready
- ◆ Wireless Charging Tray

Mercedes-Benz Sprinter



11,030 lb GVWR	2-L Turbocharged Diesel Engine
208 hp and 332 ft·lb Horsepower and Torque	170" Wheel Base
Transmission	9G-Tronic Automatic Transmission
All-Wheel-Drive	–
Advanced Active Safety Features	✓
Tire Pressure Monitoring System (TPMS)	✓
Headlamps	LED High Performance
Front Fog Lights	✓
Aluminum Wheels	Optional
Electric Power Assisted Steering	✓
Multimedia System	MBUX Multimedia System
Apple CarPlay and Android Auto (Wireless)	✓
Driver-Side & Passenger-Side Seat Swivels	✓
Power & Heated Captain's Chairs	✓
Ultrafabrics® Driver & Passenger Seats	✓

*Image for illustration purposes only. Specifications are based on the 2025MY Mercedes-Benz Sprinter.
Due to ongoing supply constraints, some Mercedes-Benz Sprinter features listed may not be available on all chassis.*



WONDER

Built on the
Ford Transit
Cutaway T-350 Chassis

Ford Transit



11,000 lb GVWR	3.5-L EcoBoost V6 Gas Engine
310 hp and 400 ft·lb Horsepower and Torque	178" Wheel Base
Transmission	10-speed Automatic Transmission
All-Wheel-Drive	Optional
Advanced Active Safety Features	✓
Tire Pressure Monitoring System (TPMS)	✓
Headlamps	High-Intensity Discharge (HID)
Front Fog Lights	✓
Aluminum Wheels	Standard
Electric Power Assisted Steering	✓
Multimedia System	SYNC® 4 Navigation System
Apple CarPlay and Android Auto (Wireless)	✓
Driver-Side & Passenger-Side Seat Swivels	✓
Power & Heated Captain's Chairs	–
Ultrafabrics® Driver & Passenger Seats	✓

Chassis & Powertrain

- ◆ 11,000 lb Gross Vehicle Weight Rating
- ◆ 178" Wheelbase
- ◆ 3.5-L EcoBoost® V6, 310 hp, and 400 ft·lb
- ◆ 10-Speed Automatic Overdrive with Selectshift®
- ◆ Electric Power Assisted Steering
- ◆ Fuel Tank – Capless Fuel Fill, 25 US gallons
- ◆ Optional Intelligent All-Wheel Drive
- ◆ Remote Start

Safety & Security

- ◆ 4-Wheel Anti-Lock Braking System (ABS)
- ◆ Ford Co-Pilot360™ – Forward Collision Warning, Intelligent Adaptive Cruise Control, Intersection Assist, Post-Collision Braking
- ◆ Pre-Collision Assist with Automatic Emergency Braking
- ◆ Securilock Passive Anti-Theft System with Engine Immobilizer
- ◆ Side Wind Stabilization
- ◆ SOS Post-Crash Alert System Ready
- ◆ Tire Pressure Monitoring System (TPMS)

Exterior Features

- ◆ 16" Heavy-Duty Forged Aluminum Wheels Standard
- ◆ Auto High-Beam Headlamps
- ◆ Automatic Rain-Sensing Windshield Wipers
- ◆ Front Fog Lamps
- ◆ High-Intensity Discharge (HID) Headlamps
- ◆ Manual Folding Heated Mirrors

Interior Features

- ◆ Driver-Side and Passenger-Side Seat Swivels
- ◆ Instrument Cluster with Color Display
- ◆ SiriusXM Satellite Radio Ready
- ◆ SYNC® 4 Multimedia System – 12" Colored Multi-Function Touch Screen with Navigation

Image for illustration purposes only. Specifications are based on the 2025MY Ford Transit. Due to ongoing supply constraints, some Ford Transit features listed may not be available on all chassis.

UNITY





Floorplans



Murphy Bed Lounge | U24MBL



FX | U24FX



Corner Bed | U24CB
(Shown with Dinette+)



Rear Lounge | U24RL



Twin Bed | U24TB



Unity Murphy Bed Lounge shown with Rift Oak cabinetry, Crystal White cabinetry upgrade, Concrete countertops, and Sand upholstery.

Unity Murphy Bed Lounge | U24MBL

The next-generation Murphy Bed.

The next-generation Murphy Bed Lounge offers a completely reimagined layout based on LTV's original Unity Murphy Bed model. Available on both the Unity and Wonder product lines, the Murphy Bed Lounge features a redesigned, patented Leisure Lounge system, a redesigned modern interior, and a host of premium components.



Build your Unity Murphy Bed Lounge



- ◆ Ford or Mercedes-Benz. Gas or diesel. With the Murphy Bed Lounge on both the Unity and Wonder product lines, you can now choose your preferred chassis.
- ◆ The redesigned, patented Leisure Lounge system offers upgraded dual reclining chairs, an updated dinette table system, and a large, panoramic window, drawing in an abundance of natural light in both day and night modes.

- ◆ The Murphy bed features a comfortable, nearly king-sized (65-inch × 74-inch) sleeping area.
- ◆ The updated living area features a relocated entrance door, offering unobstructed views of the campsite from the large picture window directly across the Leisure Lounge.

- ◆ The spacious lavatory includes a large 34-inch × 34-inch corner shower with curved glass door, a vanity featuring Corian® inset with integrated storage, LED accent lighting, and a skylight.
- ◆ Interior finishes include luxurious and durable Ultrafabrics® upholstery and Corian® countertops.



Unity FX shown with Rift Oak cabinetry, Crystal White cabinetry upgrade, Mineral countertops, and Sand upholstery.



Unity FX | U24FX

Eat. Sleep. Drive. Explore.



Build your Unity Unity FX

The Unity FX features a patented Leisure Lounge System with upgraded dual reclining chairs, an updated dinette table system, and a full-time panoramic window. A second rear lounge with a residential-style sectional sofa provides even more living, working, and entertainment space, even while the luxurious Murphy bed is used. Wherever and however you explore, the Unity FX will fill every moment with comfort.



- ◆ The innovative Leisure Lounge System offers multiple configurations for dining, relaxing, and sleeping.
- ◆ In the rear lounge, a residential-style sectional sofa includes an integrated ottoman that serves as the perfect footrest, coffee table, or even a flip-up work desk.

- ◆ The Murphy bed features a comfortable, nearly king-sized (65-inch × 74-inch) sleeping area and additional storage compartments.
- ◆ An optional Overhead Cabinet Door Upgrade is available in Crystal White.

- ◆ Interior finishes include luxurious and durable Ultrafabrics® upholstery and Corian® countertops.
- ◆ In the dry bath, a clever two-stop door provides more floor space where you need it.



Unity Corner Bed shown with White Oak cabinetry, Concrete countertops, and Sand upholstery and optional Leisure Lounge.



Unity Corner Bed | U24CB

Miles from ordinary.



Build your Unity Corner Bed

The Unity Corner Bed offers all of the comforts and features you would expect to find in a much larger coach in just over 25 feet. The Dinette+ provides the perfect seating area for dining and entertaining, converting to an impressive 67" x 76" bed for overnight guests. The spacious galley features high-end finishes and a pull-out pantry, and in the rear, a comfortable full-time bed welcomes you to rest. No matter where you travel, you'll feel at home with the Unity Corner Bed.



Optional Leisure Lounge shown.



Unity Corner Bed shown with White Oak cabinetry, Concrete countertops, Dove upholstery and standard Dinette+.



Standard Dinette+ shown.

- ◆ Up to four seat belts allow you to safely accommodate friends or grandkids on your travels.
- ◆ The full-time rear corner bed features a comfortable, nearly queen-sized (52-inch × 76-inch) mattress.
- ◆ The new, extendable Dinette+ benches pull out to create twin beds or a 67-inch × 76-inch queen bed.
- ◆ Enjoy flexible entertainment via TVs in both the front living area and rear bedroom area.
- ◆ The Dinette+ system features a larger picture window, an improved table lift system, and integrated storage cubbies on either side of the slide-out.
- ◆ Interior finishes include luxurious and durable Ultrafabrics® upholstery and Corian® countertops.
- ◆ Utilize the space beneath the Dinette+ benches to store oversized, bulkier items.
- ◆ Optional Leisure Lounge system features dual reclining chairs with power footrests and backrests.



Unity Rear Lounge shown with White Oak cabinetry, Mineral countertops, and Dove upholstery.



Unity Rear Lounge | U24RL

Where luxury and nature meet.



Build your Unity Rear Lounge

The Unity Rear Lounge features an innovative layout with two unique multi-purpose living spaces, creating a coach that easily adapts to your lifestyle and needs. Adjacent to the generous galley, find a removable front dinette that comfortably seats four and easily converts to a second bed (optional) for overnight guests. At the rear, a residential-style sectional sofa with two built-in lounge chairs and near floor-to-ceiling windows transforms into a luxurious master bedroom, thanks to a modern Murphy bed system.



- ◆ The spacious rear living area is equipped with a 32-inch TV and sound bar, and a sectional sofa with two power recliner seats.
- ◆ A 58-inch × 74-inch Murphy bed transforms the rear into a luxurious master bedroom.

- ◆ Near floor-to-ceiling windows provide an abundance of natural light and immersive views during the day, and a range of accent lighting creates ambiance after dark.
- ◆ A centralized touchscreen display or mobile app can be used to control lighting, heating and cooling, tank and battery level monitoring, and more.

- ◆ Cooking enthusiasts will enjoy the generous galley with a large countertop, flip-down extension, and premium appliances.
- ◆ The front dinette comfortably seats four around a removable table and conveniently converts into an optional bed system.



Unity Twin Bed shown with Rift Oak cabinetry, Crystal White cabinetry, Concrete countertops, and Dove upholstery.

Unity Twin Bed | U24TB

Creatures of comfort.



Build your Unity Twin Bed

The Unity Twin Bed is ready for whatever the day brings, from morning to night or even an indulgent afternoon nap. With the choice of a full-sized or twin beds, a great night's sleep or a comfortable place to relax is ready when you are. At the front of the coach, find a comfortable living area with a removable dinette table and spacious galley. Completed with a three-piece dry bath and extensive storage throughout, the Unity Twin Bed makes an ideal touring coach for those extended journeys.



- ◆ The standard Leisure Lounge Express converts from a dining area with two seats to a cozy chaise lounge with ease.
- ◆ An optional overhead cabinet door upgrade is available in Crystal White.
- ◆ The optional 45-inch × 88-inch inflatable bed can be used to convert the front dinette into an additional sleeping area.
- ◆ The galley features a deep stainless steel sink, a two-burner cooktop, and a spacious fridge/freezer.
- ◆ A convenient rear pass-through storage compartment and outstanding 57 cubic feet of exterior storage makes packing easy.
- ◆ A centralized touchscreen display or mobile app can be used to control lighting, heating and cooling, tank and battery level monitoring, and more.

Cabinetry



White Oak



Rift Oak shown with Crystal White Cabinetry Upgrade

Upholstery

Captain's chair shown.



Dove Ultrafabrics®



Sand Ultrafabrics®

Countertops



Concrete Corian®



Mineral Corian®

Cabinetry Upgrade



Crystal White



Optional
Black Accent Package

All-new for 2026, add a modern edge to your Leisure Travel Van with the new Black Accent Package.

Exterior Highlights

Distinctive black LTV badging, a sleek black assist handle, and bold black tail light bezels create a striking, modern look that stands out on the road.

Interior Touches

Black fixtures and hardware throughout the coach provide an elevated finish, bringing a cohesive and contemporary feel to your living space.

Wheels




Standard
Steel Wheels
With Wheel Simulators




Optional
**Alcoa Dura-Bright®
Aluminum Wheels**
All 6 Aluminum Wheels,
4 Dura-Bright® Wheels

Flooring



Tables



Bedding



(Unity Twin Bed, Corner Bed)

Exterior Paint Options



Alpine Mist



Sandstone



Shadow



Atlantic Blue



Carbon



Euro Sport



Granite



Storm Grey



Woodland

Options



Black Accent Package
Black Exterior Badging and Assist Handle, Black Interior Fixtures and Hardware



LP Generator
Auto Start and Auto Changeover Switch



Cabinetry Upgrade
Matte Overhead Cabinet Doors



Safe



4-Point Self-Leveling Jacks



Alcoa Dura-Bright® Aluminum Wheels
All 6 Aluminum, 4 Dura-Bright® Wheels



Auto-Acquisition Satellite Dish



Macerator Sewage Discharge
With Manual Disconnect



Exterior Ladder



Exterior Table



Rigid Solar Panels
440 W



Inflatable Bed for Front Dinette
45" x 88" Sleeping Area (RL, TB)



Leisure Lounge System
(CB)



Removable Front Table
Between Captain's Chairs (MBL, FX, CB)



Additional Smart Lithium Battery
270-Ah 12-V with Internal Heating System
(540-Ah total)

Chassis*	Vehicular	Interior	Galley	Heating, Ventilating, and Air Conditioning	Certification
Mercedes-Benz Sprinter 3500 Dual Rear Wheel Chassis (170" Wheelbase, 11,030 lb GVWR), 2.0-L Turbocharged I-4 Diesel (208 hp, 332 ft-lb Torque) with 9G-Tronic Auto Transmission	Chassis Battery Disconnect	Coach Floor Extension	Accessory Rail	Air Conditioner – Truma Aventa Eco 13,500 BTU Ducted with Soft Start and Heat Pump	Canadian Certification – Mandatory for Canada
Adaptive Cruise Control	Powder Coated Steel Undercarriage Support Structure	Curved Soft Close Overhead Cabinetry Doors with Hidden Catch	Built-in Dish Drying Rack (MBL)	Furnace – 19,000 BTU (FX, CB, RL, TB)	RVIA Certification
Air Conditioning	Roadside Assistance – 3 Years/36,000 Miles	Day/Night Roller Shades	Compressor Refrigerator Freezer – Double Door, 6.2 ft³	Furnace – Truma Varioheat (MBL)	Warranty
Alternator – 250 A	Construction	Dry Chemical Fire Extinguisher	Countoured Solid Surface Corian® Countertop	Lavatory Fan and Galley Fan	Mercedes-Benz – Basic Limited 3 Years/60,000 km (36,000 miles)
Chrome Grille	Dinette Slide-Out (MBL, FX, CB)	Full Extension Ball Bearing Soft Close Drawer Tracks	Convection Microwave Oven	Electrical	Mercedes-Benz Engine – Powertrain Limited 5 Years/160,000 km (100,000 miles)
Concealed Locking Fuel Filler	Frameless Tinted All-Glass Awning Style Windows	ILLuminated Assist Handle	Countertop Extension (FX, CB, RL, TB)	120-V GFCI Protected Receptacles (Patio, Galley, and Lavatory)	Triple E RV – 2 Year Limited Coverage/ 40,000 km (24,000 miles)
Digital Rear View Mirror	Vacuum-Bonded, Aluminum-Framed Insulated Contoured Sidewalls with Fiberglass Exterior	LED Above-Cabinet Hidden Accent Lighting with Dimmer	Garbage Can (MBL, RL, TB)	12-V Battery Disconnect	Optional Equipment
Driver and Passenger Exterior Courtesy Light	Vacuum-Bonded, Aluminum-Framed Insulated Domed Roof with Fiberglass Exterior	LED Ceiling Light Panels with Dimmer in Bedroom and Living Areas	Induction Cooktop – 2-Burner	12-V Battery Storage Disconnect	Alcoa Dura-Bright® Aluminum Wheels (6) – Outer 4 Dura-Bright® Finished
Driving Assist Package with Rain Sensing Wiper Assist, Active Braking Assist, Lane Keeping Assist, Traffic Sign Assist	Vacuum-Bonded, Steel-Framed Insulated Floor with Composite Exterior	LED Recessed Strip Lighting Under Overhead Cabinets with Dimmer	Pull Out Pantry	3000-W Pure Sine Inverter with up to 150-A Battery Charger	Battery Upgrade – Additional 270-Ah 12-V Smart Lithium with Internal Heating System (540-Ah total)
Electronic Stability Control	Exterior	Opening Skylight with Screen and Shade	Stainless Steel Backsplash	Battery – 270-Ah 12-V Smart Lithium with Internal Heating System and Remote Monitoring	Black Accent Package – Black Exterior Badging & Assist Handle, Black Interior Fixtures & Hardware
Integrated Fog Lamps with Cornering Light Function	Chrome Automotive-Style "LTV" Branding	Smoke, LP, and CO Detectors	Stainless Steel Undermount Sink with Sink Cover	Multiplex Wiring Control System	Exterior Ladder
Leather-Wrapped Multifunctional Steering Wheel with Tilt/Telescopic Function	Contoured Entrance Door with Window, Integrated Blind, and Stand-Alone Retractable Screen Door	Soft Vinyl Ceiling Headliner	Lavatory	Power Cord – 30', 30 A	Exterior Table
LED Headlamps with High Beam Assist	Contoured Fiberglass Baggage Doors with Top Continuous Hinge and Draw Tight Latches	Tile Look Vinyl Flooring Throughout	Accessory Rail	Surge Protector with Transfer Switch	Front Dinette Inflatable Mattress Kit (RL, TB)
MBUX Touchscreen Multimedia Center with AM/FM, Navigation, Voice Control, Smart Phone Integration, and Rear-View Camera	ILLuminated Assist Handle	Ultrafabrics® Wrapped Valances (FX, CB, TB)	Ceramic Foot Flush Toilet with Hand Sprayer (FX, CB)	Plumbing and LP Systems	Generator – LP Generator with Auto Start and Auto Changeover Switch
Power Windows and Door Locks	Large Exterior Storage Compartment with Lights (MBL)	Furniture	Ceramic Macerator Toilet (MBL, RL, TB)	Antifreeze Pick Up Kit	Jacks – 4 Point Leveling System
Power/Heated Exterior Mirrors with Convex and Turn Signal	Large Pass-Through Exterior Storage Compartment with Light (TB)	Ultrafabrics® Booth Dinette+ with Easy-Lift Table (CB)	Curved Glass Shower Door (MBL)	Black Tank Flushing System	Macerator – Termination with Manual Disconnect
Power/Heated Ultrafabrics® Cab Seats with Armrests, Adjustable Lumbar Support, Recline, and Swivel Bases	LED Patio Light	Ultrafabrics® Leisure Lounge Express Dinette (RL, TB)	Flip Down Towel Bar in Shower	Contained Sewer Hose	Overhead Cabinet Door Upgrade – Crystal White Matte
Privacy Drape in Cab	Painted Color-Matched Front Bumper	Ultrafabrics® Leisure Lounge System Dinette with Flexible Seating and Dining Arrangements (MBL, FX)	Grab Handle in Shower	Exterior Shower	Removable Table between Captain's Chairs (MBL, FX, CB)
Rear Hitch Receiver with 7-Pin Connector	Painted Fiberglass Running Boards and Flares	Ultrafabrics® Leisure Lounge System Dinette with Flexible Seating and Dining Arrangements (MBL, FX)	Medicine Cabinet with Towel Bar (FX, CB, RL, TB)	In-line Shower Vacuum Breaker (MBL, FX, CB, RL)	Safe
Removable Rubber Floor Mat	Painted Full Body with Clear Coat	Ultrafabrics® Rear Sofa with 2 Power Recliners (RL)	Retractable Self Cleaning Shower Screen (FX, CB, RL, TB)	Integrated Shower Vacuum Breaker (TB)	Satellite – Auto Acquisition Winegard Road Trip 4 (DirectSD, DishHD, BellHD)
Tire Pressure Monitoring System	Powered Retractable Entrance Step	Ultrafabrics® Rear Sofa with Hidden Table and Ottoman (FX)	Robe Hook in Shower	Liquid Propane Tank	Solar Panels – 440 W Rigid Low-Profile
Wheel Simulators	Remote Key Fob Entry – Coach Entrance Door		Shower with Integrated Storage	Quick Connect Exterior Accessory LP Outlet	Ultrafabrics® Leisure Lounge System Dinette with Flexible Seating and Dining Arrangements (CB)
*Some Mercedes-Benz Sprinter features listed may not be available on all chassis.	Water Pump Switch in Utility Center		Shower Skylight	Tank Level and Battery Voltage Monitoring	
			Sink – Stainless Steel Undermount	Truma AquaGo Comfort Plus Water Heater	
			Water Pump Switch in Lavatory	Water Filtration System	
			Entertainment	Water Heater Bypass Valve	
			Exterior Cable TV Hookup	Water Selector Valve (City Water or Water Tank Fill)	
			Mobile Data/Wi-Fi Extender with Integrated TV Antenna	Awning Packages	
			Satellite Dish Pre-Wire	Powered Legless Box Awning with Wind Sensor and LED Lights	
			USB-A/USB-C Outlets in Bed and Living Areas	Slide Topper Awning (MBL, CB, FX)	

Standard and optional features are subject to change without prior notice due to supply chain constraints and other factors.



Width: 7' 11" (2,416 mm)

Height
Including
Air Conditioning
10' 6" (3,200 mm)



Wheelbase: 170" (4,326 mm)

Overall Length: 25' 1" (7,645 mm)

Specifications	Murphy Bed Lounge U24MBL	FX U24FX	Corner Bed U24CB	Rear Lounge U24RL	Twin Bed U24TB
Gross Vehicle Weight Rating	11,030 lb (5,003 kg)	11,030 lb (5,003 kg)	11,030 lb (5,003 kg)	11,030 lb (5,003 kg)	11,030 lb (5,003 kg)
Wheelbase	170" (4,326 mm)	170" (4,326 mm)	170" (4,326 mm)	170" (4,326 mm)	170" (4,326 mm)
Length	25' 1" (7,645 mm)	25' 1" (7,645 mm)	25' 1" (7,645 mm)	25' 1" (7,645 mm)	25' 1" (7,645 mm)
Width	7' 11" (2,416 mm)	7' 11" (2,416 mm)	7' 11" (2,416 mm)	7' 11" (2,416 mm)	7' 11" (2,416 mm)
Height Including Air Conditioning	10' 6" (3,200 mm)	10' 6" (3,200 mm)	10' 6" (3,200 mm)	10' 6" (3,200 mm)	10' 6" (3,200 mm)
Interior Height	6' 4" (1,940mm)	6' 4" (1,940mm)	6' 4" (1,940mm)	6' 4" (1,940mm)	6' 4" (1,940mm)
Fresh Water Capacity	25.6 US gal (97 L)	25.6 US gal (97 L)	36.5 US gal (138 L)	25.6 US gal (97 L)	36.5 US gal (138 L)
Grey Holding Tank Capacity	35 US gal (133 L)	35 US gal (133 L)	35 US gal (133 L)	35 US gal (133 L)	35 US gal (133 L)
Black Holding Tank Capacity	30.6 US gal (116 L)	30.6 US gal (116 L)	30.6 US gal (116 L)	30.6 US gal (116 L)	30.6 US gal (116 L)
Fuel Capacity	24.5 US gal (93 L)	24.5 US gal (93 L)	24.5 US gal (93 L)	24.5 US gal (93 L)	24.5 US gal (93 L)
Propane Capacity*	15.8 US gal (59.8 L)	15.8 US gal (59.8 L)	15.8 US gal (59.8 L)	15.8 US gal (59.8 L)	15.8 US gal (59.8 L)
Primary Bed	Manual Murphy Bed (65" x 74" Sleeping Area) with Adjustable Backrests	Manual Murphy Bed (65" x 74" Sleeping Area) with Adjustable Backrests	Corner Bed (52" x 76" Sleeping Area) with Decorative Bedspread	Manual Murphy Bed (58" x 74" Sleeping Area)	Twin Bed/King Bed (2-34"x76" or 1-88"x76" Sleeping Area) with Decorative Bedspreads
Secondary Bed	–	–	Ultrafabrics® Booth Dinette+ with Easy Lift Table (67" x 76" Sleeping Area)	Optional Inflatable Bed for Front Dinette (45" x 88" Sleeping Area)	Optional Inflatable Bed for Front Dinette (45" x 88" Sleeping Area)
Primary TV	40" Smart TV with Lift, Sound Bar	27" Smart TV with Sound Bar	27" Smart TV with Sound Bar	32" Smart TV with Sound Bar	27" Smart TV with Sound Bar
Secondary TV	Optional 40" Exterior Smart TV with Sound Bar	24" Smart TV	24" Smart TV	27" Smart TV with Sound Bar	24" Smart TV
Exterior Storage Capacity	40 ft³ (1130 L)	26 ft³ (726 L)	31 ft³ (878 L)	23 ft³ (656 L)	57 ft³ (1,607 L)

*Actual filled propane tank capacity is 80% of listing due to overfilling prevention device on tank.
Exterior storage capacity is approximate. Please visit leisurevans.com for a comprehensive list of standard & optional equipment.

WONDER





Floorplans



Murphy Bed Lounge | W24MBL



Rear Lounge | W24RL



Rear Twin Bed | W24RTB





Wonder Murphy Bed Lounge shown with Rift Oak cabinetry, Mineral countertops, and Sand upholstery.



Wonder Murphy Bed Lounge | W24MBL

The next-generation Murphy Bed.

The next-generation Murphy Bed Lounge offers a completely reimagined layout based on LTV's original Unity Murphy Bed model. Available on both the Unity and Wonder product lines, the Murphy Bed Lounge features a redesigned, patented Leisure Lounge system, a redesigned modern interior, and a host of premium components.



Build your Wonder Murphy Bed Lounge



- ◆ Ford or Mercedes-Benz. Gas or diesel. With the Murphy Bed Lounge on both the Unity and Wonder product lines, you can choose your preferred chassis.
- ◆ The redesigned, patented Leisure Lounge system offers upgraded dual reclining chairs, an updated dinette table system, and a large, panoramic window, drawing in an abundance of natural light in both day and night modes.
- ◆ First Wonder floorplan to feature a slide-out room and ducted air conditioning.
- ◆ The Murphy bed features a comfortable, nearly king-sized (65-inch × 74-inch) sleeping area.
- ◆ Interior finishes include luxurious and durable Ultrafabrics® upholstery and Corian® countertops.
- ◆ The updated living area features a relocated entrance door, offering unobstructed views of the campsite from the large picture window directly across the Leisure Lounge.
- ◆ The spacious lavatory includes a large 34-inch × 34-inch corner shower with curved glass door, a vanity featuring Corian® inset with integrated storage, LED accent lighting, and a skylight.



Wonder Rear Lounge shown with Rift Oak cabinetry, Crystal White cabinetry, Concrete countertops, and Dove upholstery.



Wonder Rear Lounge | W24RL

Where luxury and nature meet.



Build your Wonder Rear Lounge

Built on the impressive Ford Transit Chassis, the Wonder Rear Lounge features an innovative layout with two unique multi-purpose living spaces, creating a coach that easily adapts to your lifestyle and needs. Adjacent to the generous galley, find a removable front dinette that comfortably seats four and easily converts to a second bed (optional) for overnight guests. At the rear, a residential-style sectional sofa with two built-in lounge chairs and near floor-to-ceiling windows transforms into a luxurious master bedroom, thanks to a modern Murphy bed system.



- ◆ The spacious rear lounge area is equipped with a 27-inch TV with sound bar, and sectional sofa with recliner seats.
- ◆ Three oversized, expansive rear windows offer an abundance of natural light and immersive views of the outdoors.
- ◆ A 58-inch × 74-inch Murphy bed transforms the rear into a luxurious master bedroom.
- ◆ The large galley makes cooking on the road a joy, thanks to a generous Corian® countertop with flip-down extension, deep stainless steel sink, and premium appliances.
- ◆ The front dinette comfortably seats four around a removable table and conveniently converts into an optional bed system.
- ◆ A centralized touchscreen display or mobile app can be used to control lighting, heating and cooling, tank and battery level monitoring, and more.



Wonder Rear Twin Bed shown with White Oak cabinetry, Crystal White cabinetry, Mineral countertops, and Sand upholstery.



Wonder Rear Twin Bed | W24RTB

Designed for adventure.



Build your Wonder Rear Twin Bed

The Wonder Rear Twin Bed completely reimagines what's possible in a sub-25-foot floorplan, offering a separate bedroom at the rear with convertible twin beds that can be joined to create one large bed. A full-size three-piece lavatory with an enclosed shower and one of the largest galleys in the Leisure Travel Vans lineup further enhances comfort and livability. Finally, the Wonder Rear Twin Bed takes exploring to another level with an exterior pass-through garage.



- ◆ The convenient pass-through, garage-style exterior storage is large enough to fit two full-sized bicycles and much more, so you can bring everything you need to explore with ease.
- ◆ The convertible 32-inch × 74-inch twin beds can be moved together to form a large bed that is wider than a residential queen-sized bed.
- ◆ An optional integrated side-mount exterior table makes dining and entertaining outdoors even more convenient, and easily folds for neat storage in the garage when not in use.
- ◆ Ingenious deep, hanging wardrobes are conveniently located beneath each twin bed.
- ◆ A centralized touchscreen display or mobile app can be used to control lighting, heating and cooling, tank and battery level monitoring, and more.
- ◆ The generous galley features a flip-down Corian® countertop extension, deep stainless steel sink, two-burner cooktop, and a spacious fridge/freezer.

Cabinetry



White Oak shown with Crystal White Cabinetry Upgrade



Rift Oak

Upholstery

Captain's chair shown.



Dove Ultrafabrics®



Sand Ultrafabrics®

Countertops



Concrete Corian®



Mineral Corian®

Cabinetry Upgrade



Crystal White



Optional **Black Accent Package**

All-new for 2026, add a modern edge to your Leisure Travel Van with the new Black Accent Package.

Exterior Highlights

Distinctive black LTV badging, a sleek black assist handle, and bold black tail light bezels create a striking, modern look that stands out on the road.

Interior Touches


Black fixtures and hardware throughout the coach provide an elevated finish, bringing a cohesive and contemporary feel to your living space.

Wheels




Standard
Aluminum Alloy Wheels

Flooring



Tables



Bedding



(Wonder Rear Twin Bed)

Exterior Paint Options



Alpine Mist



Atlantic Blue



Granite



Sandstone



Shadow



Storm Grey



Carbon



Euro Sport



Woodland

Options



Black Accent Package
Black Exterior Badging and Assist Handle, Black Interior Fixtures and Hardware



Auto-Acquisition Satellite Dish



**Macerator Sewage Discharge
With Manual Disconnect**



Removable Front Table
Between Captain's Chairs (MBL)



Inflatable Bed for Front Dinette
45" x 88" Sleeping Area (RL, RTB)



Rigid Solar Panels
440 W



Exterior Ladder



Exterior Table



Cabinetry Upgrade
Matte Overhead Cabinet Doors



Ford Transit Chassis with Intelligent All-Wheel Drive



Additional Smart Lithium Battery
270-Ah 12-V with Internal Heating System
(540-Ah total)

Chassis*	Vehicular	Interior	Galley	Electrical	Warranty
Ford Transit Dual Rear Wheel Chassis (178" Wheelbase, 11,000 lb GVWR), 3.5-L EcoBoost V6 Gas (310 hp, 400 ft-lb Torque) with 10-Speed Automatic Transmission, Tow Haul Mode. <i>Available with Optional Intelligent All-Wheel Drive (AWD).</i>	Powder Coated Steel and Aluminum Undercarriage Support Structure	Coach Floor Extension	Accessory Rail	120-V GFCI Protected Receptacles (Patio, Galley, and Lavatory)	Ford Basic Limited 3 Years/60,000 km (36,000 miles)
	Roadside Assistance – 5 Years/100,000 km (60,000 Miles)	Curved Soft Close Overhead Cabinetry Doors with Hidden Catch	Built-In Dish Drying Rack (MBL)	12-V Battery Disconnect	Ford Powertrain Limited 5 Years/160,000 km (Canada Only)
Adaptive Cruise Control	Construction	Dry Chemical Fire Extinguisher	Compressor Refrigerator Freezer – Double Door, 6.2 ft³	12-V Battery Storage Disconnect	Ford Powertrain Limited 5 Years/60,000 Miles (US Only)
Air Conditioning	Dinette Slide-Out (MBL)	Full-Extension Ball Bearing Soft-Close Drawer Tracks	Contoured Solid Surface Corian® Countertop	3000-W Pure Sine Inverter with up to 150-A Battery Charger	Triple E RV 2-Year Limited Coverage/ 40,000 km (24,000 miles)
Alternator – 250 A	Frameless Tinted All Glass Awning-Style Windows	Illuminated Assist Handle	Convection Microwave Oven	Battery – 270-Ah 12-V Smart Lithium with Internal Heating System	Optional Equipment
Aluminum Alloy Wheels	Vacuum Bonded Aluminum Framed Insulated Contoured Sidewalls with Fiberglass Exterior	LED Aisle Lighting and Hidden Accent Lights Above Cabinet with Dimmer	Countertop Extension (RL, RTB)	Generator – 4.0 kW Gas with Auto Start and Auto Changeover Switch	AWD – Ford Transit Chassis with Intelligent All-Wheel Drive
Concealed Locking Fuel Filler	Vacuum Bonded Aluminum Framed Insulated Domed Roof with Fiberglass Exterior	LED Ceiling Light Panels with Dimmer in Bedroom and Living Areas	Countertop Small Appliance Storage Compartment (MBL)	Multiplex Wiring Control System	Battery Upgrade – Additional 270-Ah 12-V Smart Lithium with Internal Heating System (540-Ah total)
Driver and Passenger Exterior Courtesy Light	Vacuum Bonded Aluminum Framed Insulated Floor with Composite Exterior	LED Recessed Strip Lighting with Dimmer Under Overhead Cabinets	Garbage Can	Power Cord – 30', 30 A	Black Accent Package – Black Exterior Badging & Assist Handle, Black Interior Fixtures & Hardware
Fog Lamps	Exterior	Opening Skylight with Screen and Shade	Induction Cooktop	Rear Storage 12-V Power Receptacle (RTB)	Exterior Ladder
HID Headlamps	Chrome Automotive-Style "LTV" Branding	Roller Shades	Pull-Out Pantry	Surge Protector with Transfer Switch	Exterior Table
Illuminated Sun Visors	Contoured Entrance Door with Window, Integrated Blind, and Stand-Alone Screen Door	Smoke, LP, and CO Detectors	Stainless Steel Backsplash	Plumbing and LP Systems	Front Dinette Inflatable Mattress Kit (RL, RTB)
Leather-Wrapped Multifunctional Steering Wheel with Tilt/Telescopic Function	Contoured Fiberglass Baggage Doors with Top Continuous Hinge and Draw Tight Latches	Soft Vinyl Ceiling Headliner	Stainless Steel Undermount Sink with Sink Cover	Antifreeze Pick Up Kit	Macerator – Termination with Manual Disconnect
Post Collision Braking, Pre-Collision Assist with Auto Emergency Braking, Auto High Beam Headlamps, Forward Collision Warning, and Side Curtain Airbag	ILLuminated Assist Handle	Tile-Look Vinyl Flooring Throughout	Lavatory	Black Tank Flushing System	Overhead Cabinet Door Upgrade – Crystal White Matte
Power Windows and Door Locks	Large Exterior Storage Compartment with Lights (MBL)	Furniture	Accessory Rail	Contained Sewer Hose	Removable Front Table between Captain's Chairs (MBL)
Power/Heated Exterior Mirrors with Convex and Turn Signal	Large Pass-Through Exterior Storage Compartment with Bicycle/Cargo Slide (RTB)	Ultrafabrics® Dinette with Flexible Seating/Dining Arrangements (RL, RTB)	Ceramic Macerator Toilet	Exterior Shower	Satellite – Auto Acquisition Winegard Road Trip 4 (DirectSD, DishHD, BellHD)
Privacy Drape in Cab	LED Patio Light	Ultrafabrics® Leisure Lounge System Dinette with 2 Power Recliners and Easy Lift Table (MBL)	Curved Glass Shower Door (MBL)	In-line Shower Vacuum Breaker	Solar Panels – 440 W Rigid Low-Profile
Rear Hitch Receiver with 7-Pin Connector	Painted Color-Matched Front Bumper	Ultrafabrics® Rear Sofa with 2 Recliners (RL)	Flip Down Towel Bar in Shower	Liquid Propane Tank	
Rear-View Mirror	Painted Fiberglass Running Boards and Flares		Grab Handle in Shower	Quick-Connect Exterior Accessory LP Outlet	
Removable Carpeted Floor Mat	Painted Full Body with Clear Coat		Medicine Cabinet (RL, RTB)	Tank Level and Battery Voltage Monitoring	
SYNC® 4 12" Touchscreen Multimedia Center with AM/FM, SiriusXM, Navigation, and Rear-View Camera	Powered Retractable Entrance Step		Retractable Self-Cleaning Shower Screen (RL, RTB)	Truma AquaGo Comfort Plus Water Heater	
Tire Pressure Monitoring System	Remote Key Fob Entry – Coach Entrance Door		Robe Hook in Shower	Water Filtration System	
Ultrafabrics® Cab Seats with Armrests, Adjustable Lumbar Support, Recline, 4-Way Manual, Swivel Bases	Water Pump Switch in Utility Center		Shower Skylight	Water Heater Bypass Valve	
<i>*Some Ford Transit features listed may not be available on all chassis.</i>			Shower with Integrated Storage	Water Selector Valve (City Water or Water Tank Fill)	
			Stainless Steel Undermount Sink	Awning Packages	
			Water Pump Switch in Lavatory	Powered Legless Box Awning with Wind Sensor and LED Lights	
			Entertainment	Slide Topper Awning (MBL)	
			Exterior Cable TV Hookup	Certification	
			Mobile Data/Wi-Fi Extender with Integrated TV Antenna	Canadian Certification – Mandatory for Canada	
			Satellite Dish Pre-Wire	RVIA Certification	
			USB-A/USB-C Outlets in Bed and Living Areas		
			Heating, Ventilating, and Air Conditioning		
			Air Conditioner – Truma Aventa Eco 13,500 BTU Ducted		
			Furnace – 19,000 BTU (RL, RTB)		
			Furnace – Truma Varioheat (MBL)		
			Lavatory Fan and Galley Fan		

Standard and optional features are subject to change without prior notice due to supply chain constraints and other factors.



Width: 7' 11" (2,416mm)

Height
Including
Air Conditioning
9' 11.5" (3,035 mm)



Wheelbase: 178" (4,522 mm)

Overall Length: 24' 9" (7,544 mm)

Specifications	Murphy Bed Lounge W24MBL	Rear Lounge W24RL	Rear Twin Bed W24RTB
Gross Vehicle Weight Rating	11,000 lb (4,990 kg)	11,000 lb (4,990 kg)	11,000 lb (4,990 kg)
Wheelbase	178" (4,522 mm)	178" (4,522 mm)	178" (4,522 mm)
Length	24' 9" (7,544 mm)	24' 9" (7,544 mm)	24' 9" (7,544 mm)
Width	7' 11" (2,416 mm)	7' 11" (2,416 mm)	7' 11" (2,416 mm)
Height Including Air Conditioning	9' 11.5" (3,035 mm)	9' 11.5" (3,035 mm)	9' 11.5" (3,035 mm)
Interior Height	6' 3" (1,905 mm)	6' 3" (1,905 mm)	6' 3" (1,905 mm)
Fresh Water Capacity	33.5 US gal (127 L)	33.5 US gal (127 L)	36.5 US gal (138 L)
Grey Holding Tank Capacity	26.4 US gal (100 L)	26.4 US gal (100 L)	26.4 US gal (100 L)
Black Holding Tank Capacity	35 US gal (133 L)	35 US gal (133 L)	26.4 US gal (100 L)
Fuel Capacity	25 US gal (95 L)	25 US gal (95 L)	25 US gal (95 L)
Propane Capacity*	13.2 US gal (50 L)	13.2 US gal (50 L)	13.2 US gal (50 L)
Primary Bed	Manual Murphy Bed (65" x 74" Sleeping Area)	Manual Murphy Bed (58" x 74" Sleeping Area)	Twin Bed/Double Bed (2-32" x 74" or 1-64" x 74" Sleeping Area)
Secondary Bed	-	Optional Inflatable Bed for Front Dinette (45" x 88" Sleeping Area)	Optional Inflatable Bed for Front Dinette (45" x 88" Sleeping Area)
Primary TV	40" Smart TV Primary with Lift and Sound Bar	27" Smart TV with Sound Bar	27" Smart TV with Sound Bar
Secondary TV	Optional Exterior 40" Smart TV with Sound Bar	27" Smart TV with Sound Bar	24" Smart TV
Exterior Storage Capacity	32 ft³ (902 L)	15 ft³ (416 L)	67 ft³ (1,906 L)

*Actual filled propane tank capacity is 80% of listing due to overfilling prevention device on tank.
Exterior storage capacity is approximate. Please visit leisurevans.com for a comprehensive list of standard and optional equipment.



MyLTV is the online home for Leisure Travel Vans owners. Within your personalized MyLTV dashboard you can learn more about your RV, join a Travelers Club, connect with other owners, earn rewards, view upcoming events and more.

leisurevans.com/myltv

Product Resources

MyLTV's Product Resources pages are where you go to learn all about your Leisure Travel Van. View your owner's manual or watch technical walkthrough videos showing you how to operate many features of your LTV.

Component Resource Library

View a list of many of the components found in your LTV, along with their respective serial numbers, manuals and warranty information.

Storage Dimensions

Find the storage dimensions of each cabinet within your LTV. This can be particularly useful if you have an LTV on order and would like to begin shopping for RV gear and accessories.

Help Center

Easily find answers to frequently asked questions in our ever-expanding Help Center. From how to get your Wi-Fi working to de-winterizing your LTV, our Help Center will get you back to enjoying your LTV. Access the Help Center at ltv.travel/help.



Owners' Resources

TRAVELERS CLUB

Travelers Club
ltv.travel/clubs

One of the many benefits of owning an LTV is the ability to join a MyLTV Travelers Club in your area. Each regional club has a Club Leader that coordinates events and activities for their group. Learn more about the Travelers Club and how you can start connecting with other LTV owners today!

ARP

Ambassador Rewards Program
leisurevans.com/owners/arp

MyLTV makes it easy to begin earning rewards for referring new customers to LTV. Request brochures, download pre-filled referral cards, submit claims and redeem your points, all within your MyLTV dashboard.

Newsletter
leisurevans.com/newsletter

Stay informed with the Leisure Travel Vans email newsletter. Keep up to date on news, videos, product updates, promotions, and more. Sign up today!

Blog

LTV Blog
leisurevans.com/blog

Read stories that will make you feel like you were there, while igniting your desire to go. Find tips and advice that will enhance the time you spend in your home-on-wheels, and make it feel even more like home. Stay informed with the latest news and reviews. The LTV Blog is a source of ongoing inspiration that you don't want to miss.

LTV PHOTO CONTEST

Photo Contest
leisurevans.com/photocontest

Each year we conduct an Annual Photo Contest. Hundreds of stunning photos are submitted from all over North America. Enter a favorite photo (or photos) from your adventures, featuring your LTV, and you'll be entered to win one of several grand prizes.

Events
leisurevans.com/events

Visit our events calendar to learn more about upcoming RV shows, MyLTV Travelers Club events, rallies and more.



The Leisure List Collections
ltv.travel/leisure-list

The Leisure List Collections is a regular feature of the LTV Blog where owners offer personal recommendations and insights, based on their own experiences, in an ever-widening range of topics. Make trip-planning easy, get ideas for customizations and accessories in your LTV, and even discover new meals to try on your next trip.

EXPLORERS

Explorers Team
leisurevans.com/explorers

The Explorers Team program supports a community of RV travel enthusiasts who enjoy documenting and sharing their travels, tips and ideas with the world. Our goal is to inspire others to explore and discover new places to visit on their next RV adventure.

LTV Store
shop.leisurevans.com

The LTV online store is stocked with high-quality, travel-tested goods and apparel, designed for a life spent outdoors.



The Leisure List
ltv.travel/ll-guide

Gather inspiration for your next RV adventure with the Leisure List trip planner. Plan your trip based on recommendations from other LTV owners, save your favourite locations, and even submit your own recommendations to be added to the site.

Rally

Annual Fall Rally
leisurevans.com/rally

Every September, LTV owners trek to Manitoba to attend the annual rally hosted by Triple E RV. Events include technical seminars, tours of our manufacturing facility and other local attractions, great entertainment, and delicious food. The Rally is a great way to meet and interact with fellow Leisure Travel Vans owners.



TRIPLE E
RECREATIONAL VEHICLES

Triple E Recreational Vehicles
301 Roblin Blvd
Winkler, MB, Canada
R6W 4C4
tripleerv.com

Leisure Travel Vans
Telephone: 1-204-325-4361
Toll-Free: 1-877-992-9906
Fax: 1-204-325-5241
leisurevans.com

Leisure Travel Vans is a brand of Triple E Canada Ltd. Product improvement is a continuing process at Triple E RV. We reserve the right to change specifications, standards and options on any and all products without prior notice; errors and omissions excepted. Triple E RV is under no obligation to undertake modifications to units manufactured prior to changes in specifications. Units may be shown with optional equipment. Photo accessories are not included. Brochure printed in Canada, September 2025.