







H9X ULTIMATE HEAVY-DUTY TRAILER

STANDARD SPECS & OPTIONS

*IMAGES MAY NOT REFLECT BASE MODEL CONFIGURATION

	GVWR 21,000 - 24,000 LB	 24' - 44' LONG
		 102" WIDE
	BUMPERPULL/GOOSENECK	 5' DOVETAIL

WET BLACK(STND)	INDIGO BLUE METALLIC	RUBY RED METALLIC	ARMY GREEN
MAXX-D GRAY METALLIC	DESERT TAN	SIGNAL BLUE	FLAME RED
			KAWASAKI GREEN



ELECTRIC
BREAK-A-
WAY KIT WITH
CHARGER

SPARE TIRE
MOUNT

102" DECK
WIDTH

SAFETY
CHAINS

SAND BLASTED,
ACID WASHED,
AND PREHEATED

TUBE REAR
BUMPER



7-WAY PLUG WITH STANDARD
WIRING



4 BULL-NOSE D-RINGS



FORMED RAIL



POWDER COATED WITH PRIMER
STANDARD

ADDITIONAL OPTIONS

COUPLERS

2 5/16" PLATE MOUNT ADJUSTABLE
COUPLER
21K ADJUSTABLE PINTLE EYE
2 5/16" 30K ROUND GN COUPLER
(STND)
30K ROUND GN COUPLER KING PIN

JACKS

1-10K DROP-LEG JACK
1-HYDRAULIC JACK
2-10K DROP-LEG JACKS ON GN
2-HYDRAULIC JACKS ON GN

TONGUE & NECK

ENGINEERED TONGUE WITH
TOOLBOX
STANDARD HEIGHT ENG. NECK W/
FRONT TOOLBOX & WINCH PLATE
STANDARD HEIGHT ENG. NECK W/
REMOVABLE 7' DECK OVER

FRAME & SIDES

ENGINEERED I-BEAM FRAME
5" CHANNEL OUTER FRAME
3" I-BEAM CROSSMEMBERS ON 12"
CENTERS

TAIL & RAMPS

5' DOVETAIL/MINI-MAXXD RAMPS
5' DOVETAIL/5' SLIDE-IN RAMPS
5' DOVETAIL/5' EQUIPMENT
STANDUP RAMPS

SUSPENSION & AXLES

TORSION SPRING SUSPENSION
STRAIGHT ON 2 AXLES
TORSION SPRING SUSPENSION
22.5" UP ON 2 AXLES

AXLES

2-10K ELECTRIC BRAKE AXLES
2-12K ELECTRIC/HYDRAULIC BRAKE
AXLES

FENDERS

TANDEM AXLE DRIVE-OVER
FENDERS

FLOORING

2X8 TREATED WOOD FLOOR
OAK WOOD FLOOR (PRICED PER FT)
BLACKWOOD FLOOR

WHEELS & TIRES

T235/75R17.5 I RADIAL TIRES
SINGLES for 2-10/12K
SPARE ST235/75R17.5 I RADIAL TIRE
ON SINGLES

LIGHTS & WIRING

FLUSHMOUNT LED'S / STANDARD
SEALED WIRING HARNESS
FLUSHMOUNT LED'S/SEALED
WIRING HARNESS/ BATTERY POWER
PACK

MORE

WARRIOR 18K or 22K WINCH
MOUNTED ON PLATE/CHANNEL
WARRIOR 18K or 22K WINCH IN
NECK
WIRELESS REMOTE
SPARE TIRE AND MOUNT

MAXX-D