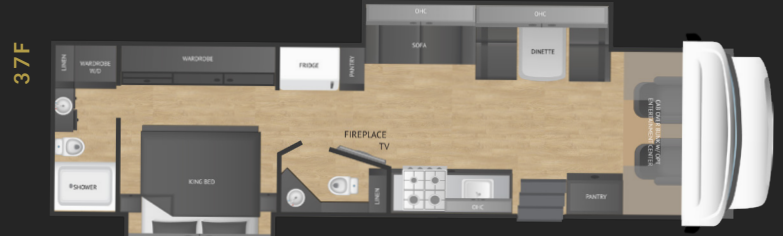
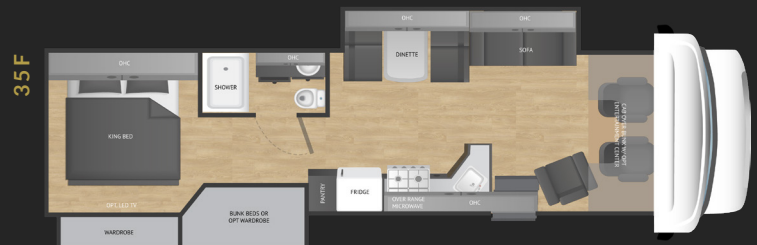




WRAITH SUPER C



FLOOR PLANS



WE BUILD YOUR DREAM!
NEXUSR.V.COM



COMPOSITE SUBSTRATE
Impervious to Water, Hypoallergenic



HSLA STEEL
72% Stronger Sidewall/Roof



FIBERGLASS ROOF
Damage Resistant, Walk on Capability



GALVANIZED BAYS
Crack Resistant in Extreme Weather



RESIDENTIAL HVAC
Serviceable, Mold/Mildew Resistant



HEATED TANKS
Road Protection w/ Extended Season Capability

STANDARD FEATURES

Exterior

- Seamless Fiberglass Sidewalls
- Composite Substrate IPO Wood
- High Strength Low Alloy Light Weight Steel Cage Throughout
- Winegard 360 + Antenna
- Laminated Steel Framed Floor
- Seamless Fiberglass Roof
- Rubber-lined Galvanized Trunk Boxes
- Premolded Rear Roof Transition
- Air Brakes

Interior

- Hardwood Cabinetry
- Accent Lighting
- 12V Refer with 1000W Inverter
- Upgraded Flooring
- Solid Surface Countertop in Galley
- Washer/Dryer Prep (34F, 37F)
- 3 Burner Stove Top w/ Glass Covering
- Living Room TV/Bedroom TV
- Deluxe Innerspring Mattress
- Trifold Sofa
- On Demand Water Heater
- 15,000 AC w/ Heat Pump-Living Room

Chassis

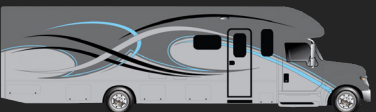
- Freightliner S2 RV
- 340 HP Cummins Diesel Engine
- Allison 2500MH Transmission
- 700 Ft. Lb. Torque
- Rear Air Ride Suspension
- 9" Touch Screen w/ Phone Mirroring
- Back Up Camera & Side View Cameras
- Black Steel Rims
- Emergency Start Switch
- Cup Holders
- Engine Block Heater
- 60 Gallon Fuel Tank
- 10 Gallon DEF Tank
- Exhaust Brake
- Power Driver and Passenger Air Ride Seats
- 10,000 Lbs. Hitch w/ Connector w/ 7 Way Plug
- GVWR 24,000 Lbs.
- GCWR 33,000 Lbs.

Exterior Standard Full Body Paint

Noir



Ice



Guinness



SPECIFICATIONS

Weights & Measurements

	30F	32F	33F	34F	35F	37F
Length	31'7"	34'1"	34'9"	34'9"	36'1"	37'2"
Sleeps	8	8	8	8	10	8
Wheelbase	238"	238"	238"	238"	263"	263"
Ceiling Height	86"	86"	86"	86"	86"	86"
Exterior Height w AC	12'10"	12'10"	12'10"	12'10"	12'10"	12'10"
Exterior Width	8'5"	8'5"	8'5"	8'5"	8'5"	8'5"
Fresh Water Tank	85 GAL	85 GAL	85 GAL	85 GAL	85 GAL	85 GAL
Grey Tank	50 GAL	38 GAL	38 GAL	38 GAL	50 GAL	2-50 GAL
Black Tank	50 GAL	38 GAL	38 GAL	38 GAL	50 GAL	2-50 GAL


INTERIOR PACKAGES




Slate



CABINETS
Slate




FURNITURE
Cream



Adventure



CABINETS
White Oak, Hunter Green



FURNITURE
Cream



Coastal



CABINETS
Driftwood




FURNITURE
Nordic Blue



Modern



CABINETS
White Oak



FURNITURE
Cream



Due to continual research and advances, manufacturer reserves the right to change specifications, design, price and equipment without notice and assumes no responsibility for any errors in the literature. Some items shown are not included as standard or optional equipment.

NEXUS
RV

NEXUSRV.COM
1.855.786.3987

3400 Reedy Dr
Elkhart, IN 46514

WRAITH SUPER C
Scan the QR Code
to Learn More!

