

PALOMINO

BACKPACK EDITION



FOREST RIVER

FORESTRIVERINC.COM



FOREST RIVER

A Berkshire Hathaway Company

BUILT AND BACKED BY FOREST RIVER


Founded in 1996 by Pete Liegl, Forest River, Inc. has evolved into North America's largest manufacturer of recreational vehicles, cargo trailers, pontoon boats, and commercial vehicles including buses, vans, and trucks. Its portfolio includes market share leaders in every category, and it is the country's leading manufacturer of buses and vans for both the private and public sectors. Based in Elkhart, Indiana, Forest River employs 14,000+ employees in 100+ facilities in more than a half dozen states. With a commitment to excellence and a focus on customer satisfaction, Forest River is proud to be a Berkshire Hathaway company.

NEVER STOP GOING.™

FORESTRIVERINC.COM

CONSTRUCTION

All Palomino truck campers are aluminum framed with laminated construction to offer a light weight yet durable product at an affordable price.



- 1 White or Gray Gel Coat Exterior
- 2 High Density Block Foam Insulation
- 3 Alpha Super Flex Membrane Roof
- 4 Framing: Fully Welded Aluminum Super Structure
- 5 Heated Insulated Basement (*Max Series Only*)

COMPATIBILITY

Truck Type	Models	Bed Size
Compact Truck <i>Chevrolet® Colorado™/ Toyota® Tacoma™</i>	SS-500	5' to 8' Bed
	B-580H*	5'6" to 8' Bed
1/2 Ton <i>F-150/1500</i>	HS-750	5'6" to 8' Bed
	B-780H	6'6" to 8' Bed
	SS-1240	6'6" to 8' Bed
	SS-1251	6'6" to 8' Bed
	SS-1200	6'6" to 8' Bed
	SS-550	5' to 8' Bed
3/4 Ton <i>F-250/2500</i>	HS-2901	6'6" to 8' Bed
	HS-2902	6'6" to 8' Bed
	HS-3201	6'6" to 8' Bed
	HS-8801	6'6" to 8' Bed
1 Ton <i>F-350/3500</i>	HS-2910	8' Bed
	HS-3210	8' Bed

*Will fit on full size truck with bracket option

BACKPACK TRUCK CAMPERS

SOFT-SIDE | O.V.E./HARD-SIDE | HARD-SIDE MAX



Our Soft-Side, Hard-Side, and Hard-Side Max truck campers deliver easy setup, smart construction, and comfort across multiple truck sizes. The Soft-Side's electric lift, remote control, and tall 55" door simplify use, while its white or gray gel-coat exterior keeps things clean and modern. The lightweight Hard-Side line features an aluminum welded frame and added storage. At the top, the Hard-Side Max adds insulated windows, a heated basement, and a signature front cap windshield that fills the interior with natural light.



**SCAN TO VIEW PRICING AND
MORE INFORMATION OR VISIT:**

[WWW.FORESTRIVERINC.COM/
RVS/BACKPACK-TRUCK-CAMPER](http://WWW.FORESTRIVERINC.COM/RVS/BACKPACK-TRUCK-CAMPER)

SOFT-SIDE



SS-500

DESIGNED FOR COMPACT TRUCKS

UVW: 419 LB LENGTH: 12' 8" WIDTH: 6' 4" FLOOR LENGTH: 6'
CLOSED HEIGHT: 6' INT. HEIGHT: 7' WHEEL WELL WIDTH: 40"
LP GAS: 20 LB CAB OVER BED: 66" x 75" DINETTE BED: 36" x 73"
CENTER OF GRAVITY: 24" FRESH: 8.5 GAL GRAY: N/A BLACK: N/A



SS-550

1/2 TON TRUCK 5' TO 8' BED

UVW: 1611 LB LENGTH: 13' 5" WIDTH: 7' 2" FLOOR LENGTH: 7'
CLOSED HEIGHT: 6' INT. HEIGHT: 7' WHEEL WELL WIDTH: 46½"
LP GAS: 20 LB CAB OVER BED: 60" x 80" DINETTE BED: 36" x 90"
CENTER OF GRAVITY: 23" FRESH: 15 GAL GRAY: N/A BLACK: N/A



SS-1200

1/2 TON TRUCK 6' 6" TO 8' BED

UVW: 1612 LB LENGTH: 12' 10" WIDTH: 7' 2" FLOOR LENGTH: 8'
CLOSED HEIGHT: 6' INT. HEIGHT: 7' WHEEL WELL WIDTH: 46½"
LP GAS: 20 LB CAB OVER BED: 60" x 80" DINETTE BED: 36" x 72"
CENTER OF GRAVITY: 36" FRESH: 15 GAL GRAY: N/A BLACK: N/A



SS-1240

1/2 TON TRUCK 6' 6" TO 8' BED

UVW: 1826 LB LENGTH: 14' 10" WIDTH: 7' 2" FLOOR LENGTH: 8' 6"
CLOSED HEIGHT: 6' INT. HEIGHT: 7' WHEEL WELL WIDTH: 46½"
LP GAS: 20 LB CAB OVER BED: 60" x 80" DINETTE BED: 36" x 72"
CENTER OF GRAVITY: 35" FRESH: 15 GAL GRAY: 7 GAL BLACK: N/A



SS-1251

1/2 TON TRUCK 6' 6" TO 8' BED

UVW: 1911 LB LENGTH: 14' 10" WIDTH: 7' 2" FLOOR LENGTH: 8' 6"
CLOSED HEIGHT: 6' INT. HEIGHT: 7' WHEEL WELL WIDTH: 46½"
LP GAS: 20 LB CAB OVER BED: 60" x 80" DINETTE BED: 36" x 62"
CENTER OF GRAVITY: 35" FRESH: 15 GAL GRAY: 6 GAL BLACK: 5 GAL



SOFT-SIDE FEATURES

- 200 Watt Solar Panels (2)
- 100 Amp Lithium Battery
- Carbon Monoxide Detector
- Maxxair Vent
- 20,000 BTU Furnace
- 3.3 cu ft 12V Refrigerator
- Pre-Wired for Electric Jacks
- Convertible Jacks
- Electric Roof Lift
- Bluetooth® Charge Controller, DC/DC connector, and Battery monitor
- LED Interior Lighting
- Roof Ladder Bracket
- Hi Gloss Fiberglass Exterior
- Lift Remote
- Broad Maple Cabinets

SOFT SIDE OPTIONS

- 2nd 100A Lithium Battery
- 11,000 BTU Air Conditioner
- Dually Bracket
- Electric Jacks
- Entry Step (4)
- Hot Water/Outside Shower (500, 550, 1200, 1240 Only; STD on 1251)
- Rear Bumper w/LED Lights

(1240, 1251 Only)

- 9' x 12' Moon Shade Canopy
- Roof Rack
- Short Bed PKG (1240, 1251 Only)
- Hanging Pantry and Hanging Wardrobe
- Outside griddle with mounting bracket
- Insulated Tent Kit

O.V.E./HARD-SIDE




O.V.E.

NEW
B-580H

COMPACT TRUCK 5' 6" TO 8' BED

UVW: 1204 LB LENGTH: 10' 10" WIDTH: 6' 4" FLOOR LENGTH: 6' 5"
EXT. HEIGHT: 7' 11" INT. HEIGHT: 6' 6" WHEEL WELL WIDTH: 40"
LP GAS: 20 LB CAB OVER BED: 38" x 75" DINETTE BED: N/A
CENTER OF GRAVITY: 28" FRESH: 8 GAL GRAY: N/A BLACK: N/A

**Will fit on full size truck with bracket option*



O.V.E.

B-780H

1/2 TON TRUCK 5' 6" TO 8' BED

UVW: 1469 LB LENGTH: 12' 9" WIDTH: 7' 2" FLOOR LENGTH: 6' 6"
EXT. HEIGHT: 7' 11" INT. HEIGHT: 6' 6" WHEEL WELL WIDTH: 48"
LP GAS: 20 LB CAB OVER BED: 60" x 80" DINETTE BED: 36" x 75"
CENTER OF GRAVITY: 18 1/2" FRESH: 8 GAL GRAY: N/A BLACK: N/A



HS-750

1/2 TON TRUCK 5' 6" TO 8' BED

UVW: 2000 LB LENGTH: 16' 5" WIDTH: 7' 2" FLOOR LENGTH: 8' 2"
EXT. HEIGHT: 7' 11" INT. HEIGHT: 6' 6" WHEEL WELL WIDTH: 48"
LP GAS: 20 LB CAB OVER BED: 60" x 80" DINETTE BED: 32" x 60"
CENTER OF GRAVITY: 25" FRESH: 21 GAL GRAY: 6 GAL BLACK: 5 GAL



HS-880I

3/4 TON TRUCK 6' 6" TO 8' BED

UVW: 2575 LB LENGTH: 18' WIDTH: 7' 8" FLOOR LENGTH: 9'
EXT. HEIGHT: 8' 4" INT. HEIGHT: 6' 11" WHEEL WELL WIDTH: 48"
LP GAS: 30 LB CAB OVER BED: 60" x 80" DINETTE BED: 32" x 60"
CENTER OF GRAVITY: 34" FRESH: 21 GAL GRAY: 6 GAL BLACK: 5 GAL



O.V.E./HARD-SIDE FEATURES

- 200 Watt Solar Panels (2)
- 100 Amp Lithium Battery
- Carbon Monoxide Detector
- Maxxair Vent
- On Demand Water Heater
- Outside Shower w/Hot & Cold Water
- LED Interior Lighting
- Front Cap w/Line-X® Wind-shield

- Hi Gloss Exterior Fiberglass
- 20,000 BTU Furnace
- 12V Refrigerator (3.3 cu ft 750; 11 cu ft 880I)
- Bluetooth® Charge Controller, DC/DC connector, and Battery monitor
- Roof Ladder Bracket
- White Cabinets
- Electric Jacks

HARD SIDE OPTIONS

- 2nd 100 Amp Lithium Battery
- Full Size Truck Bracket (580 only)
- 11,000 BTU Air Conditioner
- 22" LED TV 12 Volt
- Dually Bracket
- Entry Step (4)

- Euro Bunk (880I Only)
- Microwave (750, 880I Only)
- Outside griddle with mounting bracket
- Rear Bumper (880I Only)
- Rear Awning
- Short Bed PKG (880I Only)
- Side Awning w/LED Lights
- Roof Rack

1. Palomino strongly recommends you check your trucks owners manual or contact the manufacturer for your trucks capabilities.
2. The center of gravity measurement is as built. Your options and loading on the truck may adjust this measurement.

HARD-SIDE MAX



HS-2901

3/4 TON TRUCK 5' TO 8' BED

UWV: 2917 LB LENGTH: 18' 4" WIDTH: 8' 2" FLOOR LENGTH: 9'
EXT. HEIGHT: 9' 9" INT. HEIGHT: 6' 8" WHEEL WELL WIDTH: 48"
LP GAS: 30 LB CAB OVER BED: 60" x 80" DINETTE BED: 24" x 63"
CENTER OF GRAVITY: 37" FRESH: 45 GAL GRAY: 20 GAL BLACK: 20 GAL



HS-2902

3/4 TON TRUCK 5' TO 8' BED

UWV: 3222 LB LENGTH: 18' 4" WIDTH: 8' 2" FLOOR LENGTH: 9'
EXT. HEIGHT: 9' 9" INT. HEIGHT: 6' 8" WHEEL WELL WIDTH: 48"
LP GAS: 30 LB CAB OVER BED: 60" x 80" DINETTE BED: 42" x 58"
CENTER OF GRAVITY: 38" FRESH: 45 GAL GRAY: 20 GAL BLACK: 20 GAL



HS-2910

1 TON TRUCK 8' BED

UWV: 3393 LB LENGTH: 19' 3" WIDTH: 8' 2" FLOOR LENGTH: 10'
EXT. HEIGHT: 9' 9" INT. HEIGHT: 6' 8" WHEEL WELL WIDTH: 48"
LP GAS: 30 LB CAB OVER BED: 60" x 80" DINETTE BED: 43" x 69"
CENTER OF GRAVITY: 44" FRESH: 45 GAL GRAY: 20 GAL BLACK: 20 GAL



HS-3201

3/4 TON TRUCK 5' TO 8' BED

UWV: 3149 LB LENGTH: 18' 8" WIDTH: 8' 2" FLOOR LENGTH: 9'
EXT. HEIGHT: 9' 9" INT. HEIGHT: 6' 8" WHEEL WELL WIDTH: 48"
LP GAS: 30 LB CAB OVER BED: 60" x 80" DINETTE BED: 40" x 56"
CENTER OF GRAVITY: 39" FRESH: 45 GAL GRAY: 20 GAL BLACK: 20 GAL



HS-3210

1 TON TRUCK 8' BED

UWV: 3618 LB LENGTH: 19' 8" WIDTH: 8' 2" FLOOR LENGTH: 10'
EXT. HEIGHT: 9' 9" INT. HEIGHT: 6' 10" WHEEL WELL WIDTH: 48"
LP GAS: 30 LB CAB OVER BED: 60" x 80" DINETTE BED: 40" x 69"
CENTER OF GRAVITY: 42" FRESH: 45 GAL GRAY: 20 GAL BLACK: 20 GAL



HARD-SIDE MAX FEATURES

- 200 Watt Solar Panels (2)
- 100 Amp Lithium Battery
- 22" STD HD TV
- AM/FM CD/DVD Player w/ Theater sound and Ext. Speakers
- Undermounted sink
- Sink cover/cutting board
- Carbon Monoxide Detector
- Maxxair Vent
- Electric Jacks
- On Demand Water Heater
- Hot/Cold Water Outside Shower
- LED Interior Lighting
- 12V Tank Heat Pads
- 11 cu ft 12V Refrigerator
- Heated, Enclosed Basement
- Front Cap w/Line-X® Wind-shield
- Hi Gloss Exterior Fiberglass
- Microwave
- Integrated Bumper
- 20,000 BTU Furnace
- Roof Ladder Bracket
- Bluetooth® Charge Controller, DC/DC Connector, and Battery Monitor
- Rear Awning
- Solid Surface Countertops
- White Cabinets
- **HARD SIDE MAX OPTIONS**
- 2nd 100 Amp Lithium Battery
- 11,000 BTU Air Conditioner
- Dually Bracket
- Entry Step (4)
- Short Bed PKG (2901, 2902 Only)
- Side Awning w/LED Lights
- Theater Seating (2902, 2910, 3210 Only)
- Bedroom Folding Step (3201 Only)
- Outside Griddle with Mounting Bracket

POPULAR FEATURES



A OPTIONAL ROOF RACK

Our Optional Roof Rack System Provides Numerous Options for You to Take Your Outdoor Toys Along with You When You Travel. They are Rated to Hold Up to 300 lb and Can Be Used with the Roof in the Upright Position. *(Roof Rack N/A 880I, Max Models.)*

B HANGING STORAGE (OPTIONAL)

Our Optional Hanging Pantry Provides You with Almost 100% More Storage Than the Upper Cabinets They Replace! They are Also Portable so Loading and Unloading Them is Now so Much More Convenient. *(Soft-Side Only)*

C STANDARD SOLAR PANEL

Two 200W Panels Help Keep Battery System Charged for Extended Adventures.

D CHARGING PORT

Allows You to Charge or Maintain Your Onboard Battery with Ease from the Exterior of Your Palomino Camper.

E EURO BUNK

The Palomino RV Euro Bunk is Easily Lowered Over the Dinette with the Touch of a Button to Allow for Additional Sleeping Area. *(Only Available on HS-880I)*

F SOLAR CHARGE CONTROLLER

Our Standard Solar Charge Controller Makes it Easy for You to Monitor Your Onboard Battery System.

G MOON SHADE

A 9' x 12' Moon Shade Provides a Shaded Campsite Experience. *(Soft-Side Only)*

H FIBERGLASS FRONT CAP

Our Fiberglass Front Cap Has a Fully Integrated Windshield. Palomino RV Partnered with the Leaders in O.E. Automotive Windshield Manufacturing Guardian Industries as Well as Dow Chemicals to Create This Palomino Exclusive Feature. This Automotive Style Windshield with a Durable Line-X® Coated Protection Not Only Looks Great Rolling Down the Road, But Also Creates an Open Inviting Environment in the Palomino Hard-Side Max Cabover Bunks While You Enjoy Great Panoramic Views. *(Hard-Side/Hard-Side Max Only)*




SCAN TO LEARN RV
TERMINOLOGY OR VISIT:

FORESTRIVERINC.COM/RV-DEFINITIONS

GO THE DISTANCE WITH BACKPACK

Backpack Truck Camper stands behind every unit with a pledge of dependable protection, reinforcing customer confidence long after the keys change hands. Our warranty support reflects a philosophy of lasting value, ensuring owners feel secure on every road ahead. Each promise of coverage underscores a belief in durable craftsmanship and a commitment to standing with customers through every mile. For complete details on our warranty program, please visit your Palomino dealer.



2 YEAR
FIBERGLASS
WARRANTY



LIFETIME ALPHA
SUPER FLEX ROOF
WARRANTY



2-3 YEAR APPLIANCE
WARRANTY (SEE MAN-
UAL FOR DETAILS)




1 YEAR WARRANTY
AGAINST MANUFAC-
TURING DEFECTS


PALOMINO

1047 East M-86 | Colon, MI 49040

P: 269.432.3271 | F: 269.432.2516

www.forestriverinc.com/palomino

Follow Palomino on:   



SCAN WITH YOUR MOBILE DEVICE

Virtual Tours, Photos,
videos, follow Palomino on
Social Media, and more!

www.forestriverinc.com

EACH NEW FOREST RIVER PURCHASE PROVIDES:

- ✓ Pre-delivery Inspection. ✓ Digital Owner's Manual.
- ✓ Free Membership to Forest River Owners Group (FROG).
Learn more at www.forestriverfrog.com.
- ✓ A Contribution to Care Camps Foundation www.carecamps.org.
- ✓ 1 Year Free Roadside Assistance from Date of Purchase.



LEARN MORE:

Scan this QR code with your
mobile device to learn more
about Forest River.



SPECIFICATION DEFINITIONS:

Scan this barcode using a QR reader on your smartphone
to learn RV terminology and more!

YOUR **BACKPACK** DEALER

All information contained in this brochure is believed to be accurate at the time of publication. However, during any model year, it may be necessary to make changes to the manufacturing process of the units and information in this brochure. Your unit may differ from the information in this brochure due to any changes in the manufacturing process and equipment. Forest River, Inc., reserves the right to make all such changes without notice, including prices, colors, combinations, materials, equipment and specifications of any model as well as the addition of new models and the discontinuance of models shown in this brochure. Therefore, please consult with your Forest River dealer and confirm the availability of any materials, combinations, designs, or specifications that are meaningful to your purchase decision. © 2026 Backpack, a Division of Forest River, Inc., a Berkshire Hathaway Company. All Rights Reserved. Forest River, Inc. 01/26