

GET SERIOUS ABOUT MINIS.



SUNDANCER

YOU CAN BUY A MINI FROM ALMOST ANYBODY. THAT ALONE SHOULD TELL YOU SOMETHING.

Minis are selling well right now. And that means opportunity. So a lot of people are getting into the business.



Where they've all come from, nobody knows. What experience they've had, nobody knows. Whether they're in business to stay, nobody knows.

92 motor home manufacturers who used to be in business, no longer are.

Which means there are a lot of motor home owners who can't get service, or can't get parts, or can't even find the manufacturer. The point is, if ever there was a time to look for

a brand name you know and trust, this is it. This is definitely it.

ITASCA ISN'T JUST ANYBODY.

Itasca® has been building minis for years. And we build Sundancer®, our mini, like we build all our motor homes. From the ground up.

For us, it's not quite as easy to build a mini as it obviously is for some people. We take the time to do it right. We start with the chassis, make sure it will be near perfectly balanced when the motor home is fully assembled, add special subframe reinforcements — we take no shortcuts.

Because we're serious about building motor homes.

We take pride in what we build. And everything we sell must be constructed well, engineered well, and must have an efficient well-designed floor plan. A vehicle that can live up to our exclusive optional 5 year/50,000 mile Traveler's Protection Plan. The longest lasting coverage in the industry.

Sundancer can do it all. That's the way it was designed. But that doesn't mean you should rush right out and buy a Sundancer, or any other motor home. You should consider your options.

Look at what's available. Carefully examine every detail. Check out the prices, the features, the construction, the warranties, and the reputation of the manufacturers.

Then rush out and buy an Itasca Sundancer. Because we're serious about building motor homes now, and in the future. We're serious about building a mini that's going to last and last and last.

Because Itasca has given you a mini from a long line of minis. Minis developed, designed and engineered with the same care, precision and

dedication as our top-of-the-line Sunflyer.

Itasca has given you a mini with the feeling of a full-sized motor home, and the handling and maneuverability that you expect in a mini.

These are just some of the advantages you get when you buy a mini, or any motor home, with the Itasca name on the side.

The fact that we're serious about giving you the best mini money can buy, means that you get the confidence that comes from being a serious buyer.

And that alone should tell you something.



Sundancer SE.




Sundancer 20RG.

THE SMALLEST THING ABOUT

Contrary to what you may have seen elsewhere, a mini doesn't have to look or feel like a budget motor home. Or perform like one, either.

The cabinetry has the handcrafted look with oak stile and rail construction. There's living room from front to rear. It sleeps five in



Sundancer 20RG.

By using every possible inch of space in Sundancer, we give you the feel of our top-of-the-line Sunflyer for space, quality and luxury.

By efficiently streamlining the exterior, and a clever distribution of weight, we give you the handling and maneuverability you expect from a mini, but may not have been able to find until now. By giving the same concern and thought for style and comfort as we give our Sunflyer, we give you an interior as meticulously crafted and distinctive as our top-of-the-line motor home. Sound expensive?

It's not. It's built by Itasca. And Itasca has a reputation for doing things right to start with in order to insure affordability. Building Sundancer was no exception.

WELCOME TO SUNDANCER.

Inside, you have the rich quality of an exceptional motor home. Warm woods, and soft color-coordination set the tone.

perfect comfort. It has wrap around lounge chairs in the dinette. There's even storage space. Lots of it.

THERE'S 2 SUNDANCERS TO CHOOSE FROM.

In the Sundancer SE, the standard sprung couch and dinette may be replaced by a sprung couch with tables and 2 lounge chairs with a table.

In the 20RG, Sundancer's floorplan option extends the galley and adds a pedestal table in front of the couch.

In all the Sundancers, nothing but top brand name appliances will do. Plush carpeting is also shared in common.

Up front, this distinctive comfort goes on. Roomy, deep soft seats for both pilot and navigator. Accessibility to all controls. Visibility second to none.



IT OUR MINI IS THE PRICE.

Power steering and an instrument package that's easy to read.

Under the hood, you also have two fuel options for motoring economy. Our 6.2 liter Chevy diesel engine (not available on Sundancer SE) or our WinnAir™ Dual Fuel System for the flexibility of switching from gasoline to propane at the flip of a switch.

CONSIDER YOUR OPTIONS.

There are plenty of other options available. The nice thing is, in our Sundancer, you don't need them. Not really. We made as much as possible standard. So your main options will be choosing the Sundancer SE or the 20RG.

But what a problem to have. It could be the nicest decision you'll ever have to make.

That's the advantage of really being serious about building motor homes. With Sundancer, no matter what decision you make, you can't lose.

Because we've engineered it from the ground up and given you the livability of the big motor homes and the maneuverability of a mini. At a price you won't believe until

you go to your Itasca dealership.

That's why we say the smallest thing about our mini is the price.



Spacious storage.



Sundancer 20RG.



Roomy bathroom.




Lockable exterior storage.



GOOD CONSTRUCTION IS NOT A LUXURY.

At Itasca, we believe good construction is of absolute importance. And we design, engineer and construct each motor home for safety as well as durability. We meet or exceed all federal and state safety codes and construction specifications for motor homes. When we design a new Itasca motor home, it has to pass our own drop test.



It is this kind of dramatic testing that makes Itasca one of the best constructed motor homes on the market today. Because every test we apply teaches us that much more. For instance, in the drop test, we learned that the refrigerator and dinette can come loose. So we added steel tie-downs to correct the problem.

The entire motor home structure is also stress-analyzed by computer for strength and integrity. Even our joint construction is computer tested.

Next, units are pulled off the assembly line at random by a team of full-time quality control inspectors for a close examination of construction, craftsmanship, and adherence to tolerance.

Finally, our own engineers take a completed model out on the road for some extensive test driving, in order to learn first hand how to build them even better.

Throughout the entire process of checks and tests, our Quality Circles program encourages workers on the line to spot assembly problems and offer solutions.

GOOD DESIGN IS PART OF GOOD CONSTRUCTION.

We start with a Chevrolet chassis. We make

sure the Gross Vehicle Weight Rating of the chassis meets or exceeds the total weight of the entire vehicle even when fully loaded for a trip. We make sure the weight is evenly distributed on the chassis from wheel to wheel and side to side.

We then add special subframe reinforcements for a more solid foundation.

One reason for our control over the design, is that nearly 80% of what goes into an Itasca is built in our own plant.

Rather than relying on outside suppliers, we build our own parts and accessories to meet our exact specifications.

So we're able to give you radius cornered doors, for instance. Our competition has to buy the regular doors with the square corners that don't match the windows.

We're able to give you electrostatically powder painted trim. The competition leaves theirs untreated.

We make our own water and holding tanks. This means we can design the tanks to fit the space instead of designing the motor home to fit the standard tanks.

Our roof is one piece, constructed for strength, and folded over the side to prevent leak-

- ① Tight, solid Thermo-Panel® walls
- ② Locking-joint floor construction
- ③ 18-Gauge tubular steel framework
- ④ Chassis "outriggers" for solid coach support
- ⑤ Seamless water & holding tanks
- ⑥ Steel refrigerator tie-downs
- ⑦ Design strength analyzed by computer, confirmed by drop testing
- ⑧ Rustproof aluminum underflooring
- ⑨ Extra steel supports for cab-over bunks
- ⑩ Solid steel front floor & dash substructure
- ⑪ Rustproof rotocast rear wheel wells
- ⑫ Wiring contained in harness for service ease



GOOD CONSTRUCTION IS A NECESSITY.

age. The gas line has a rubber sleeve wherever it runs through a frame member to prevent rubbing. That's attention to detail even where you'll never see it.

Maybe that's why our resale value is consistently one of the highest in the industry.

To see it all, and really be impressed, take a tour of our plant in Forest City, Iowa.

GOOD DESIGN IS ALWAYS FUNCTIONAL.

The walls are all our own Thermo-Panel® construction, actually a series of layers for insulation and strength. Also quiet. That's extremely functional.

Itasca gives you a service network of experienced dealers not only nationally, but internationally. That's nice to know when you're 3,000 miles away from home.

Because of the way we design and construct our motor homes, we're able to offer you an Itasca backed by a 12 month/12,000 mile limited warranty. It's one of the most comprehensive in the industry. But we don't stop there. Itasca offers an optional 5 year/50,000 mile Traveler's Protection Plan. It's the longest lasting coverage you can get. Period.

We want you to. Obviously, we think we'll come out looking the best.

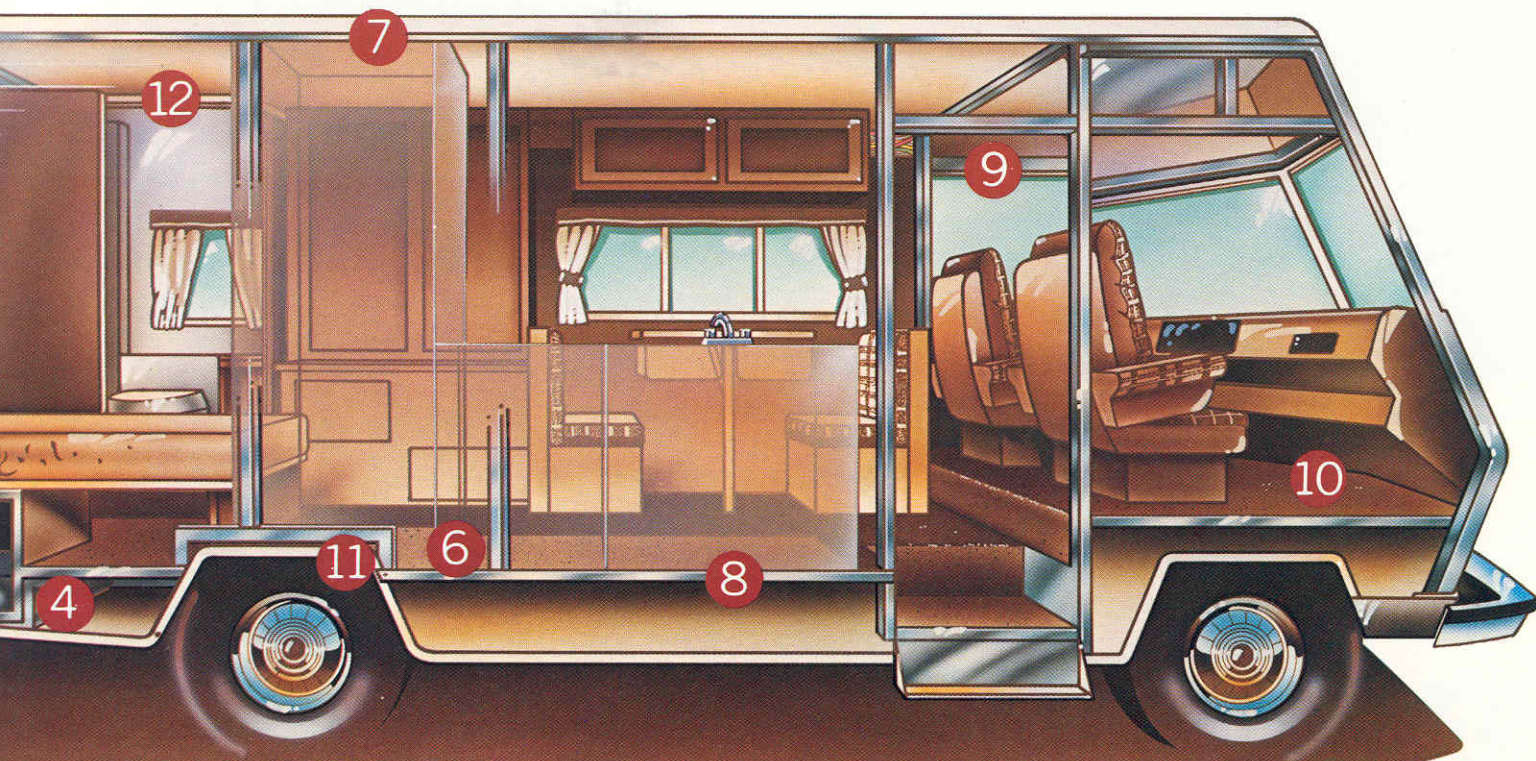
50000

THE BEST WAY TO BUY A MOTOR HOME IS TO COMPARE.

No one can touch us on design, engineering, construction, overall quality, service, safety, or warranty and Traveler's Protection Plan.

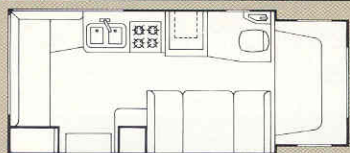
And our price is a lot lower than some companies who don't put this much time and energy into the basics. So take a good look at Itasca. We put our heart and soul into each and every motor home we build. Because we're serious about building motor homes.

We're serious about it because we know you're looking for the best motor home you can buy. All the time and energy we've spent on building them is all worth it because there are people out there who are actually as serious as we are about motor homes. People like you.



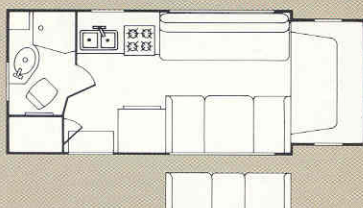
This illustration shows typical Itasca construction techniques. It is not representative of any specific model.

FLOORPLANS



SUNDANCER 20RG

Sundancer's floor plan option extends the galley and adds a pedestal table in front of the couch.



SUNDANCER SE 21RB

In the Sundancer SE, the standard sprung couch and dinette may be replaced by a sprung couch with tables and 2 lounge chairs with a table.

EQUIPMENT

SUNDANCER 20RG SUNDANCER SE 21RB

AM/FM/cassette stereo	STD	STD
Electronic tuning AM/FM/cassette stereo	NA	OPT
Cruise control	OPT	OPT
Tilt steering wheel	OPT	STD
24,000 BTU furnace (electronic ignition)	STD	STD
4 Burner range w/oven	STD	STD
Microwave oven	OPT	OPT
Large single door refrigerator	STD	NA
Large double door refrigerator	NA	STD
3,500 Watt generator w/13,500 BTU roof air*	OPT	OPT
Deluxe monitor panel	OPT	OPT
Barometer/thermometer decorator kit	OPT	OPT
32 Amp. converter/charger	STD	STD
Automotive Air Conditioning	OPT	OPT
6 Gallon water heater	STD	STD
TV Antenna w/jack	OPT	OPT
Full tinted windows	STD	STD
5 year/50,000 mile Traveler's Protection Plan	OPT	OPT
350 Cu. in. V8 engine	STD	STD
6.2 Liter diesel engine	OPT	NA
WinnAir™ Dual Fuel System	OPT	OPT

SPECIFICATIONS

SUNDANCER 20RG SUNDANCER SE 21RB

Length	20'10"	21'6"
Exterior height (w/roof air)	123"	120"
Interior height	80"	77.5"
Exterior width	95.5"	96"
Interior width	91.5"	92.2"
Tires	8.00x 16.5D	8.5Rx 16.0
Suspension — Front	Coil springs	Coil springs
Suspension — Rear	Leaf springs	Leaf springs
Rear axle ratio	4.10	4.10
Automotive battery (amp.-hr.)	50	50
Auxiliary battery (amp.-hr.)	90	90
Fuel capacity (gal.)	33	40
Fresh water capacity (gal. w/heater)	34	42
Holding tank capacity		
Sewage (gal.)	12	32
Waste water (gal.)	12	23
LP gas (lbs.) (STD/OPT)	42/NA	42/80
Sleeping capacity		
Standard	5	6
Optional	6	6
GVWR (lbs.)	10,200	11,000
Wheelbase	125"	133"

*With diesel option, optional generator is LP-fueled.

ITASCA. Get Serious.

Itasca's continuing program of product improvement makes specifications, equipment, model availability and prices subject to change without notice. Some items shown may be extra cost options.

For Itasca sales & service, contact: