

HEART OF AN  
**EAGLE**



*from American Coach*

*The American Eagle*  
2001 Season





*Casey Stengel on winning.*

*"It just shows you how easy this business is."*

*When you become an American Coach owner, you also become a member of the American Coach team. A winning combination of sales, manufacturing and service professionals who take a great deal of pride in every coach we build.*

*American Coach embodies the very essence of what it takes to always emerge a winner. Hard work. Winning attitudes. And an unrelenting passion for being the best at what we do.*

*Many of the same values embraced by legendary coaches such as Casey Stengel. A coach who constantly raised the bar and brought out the best in all his players and those around him.*

*American Coach works to instill pride of ownership and a sense of belonging. And nowhere is that more evident than at American Coach Team Rallies... where hundreds of owners travel hundreds of miles to savor the moment and taste the victory.*

WELCOME TO THE TEAM. WELCOME TO AMERICAN COACH.

TM 2000 Estate of Casey Stengel under license authorized by CMG Worldwide Inc. www.cmgww.com

## EXTERIOR GRAPHICS

*Gold Dusted  
Ivory*



*Plum  
Shimmer*



*Cocoa Swirl*



*Stardust  
Silver*



*Optional  
Gold Dusted Ivory*



*Optional  
Plum Shimmer*



*Optional  
Cocoa Swirl*



*Optional  
Stardust Silver*



# STANDARD & OPTIONAL FEATURES

## AUTOMOTIVE

- S Engine - Cummins® C.8.3 Liter, 350 hp ISC Diesel
- S Transmission - Allison® 3000 MH, 6-Speed Automatic
- S Spartan® Mountain Master GT Chassis
- S Independent Front Suspension
- S Air Ride Suspension w/Bilstein® Shocks
- S Undercoating
- S Auxiliary Fog Lamps
- S (4) Cast Aluminum Wheels
- S Anti-Lock Braking System (ABS)
- S Full Air Brakes w/Automatic Slack Adjusters
- S Radial Tires
- S Tire Pressure Check Gauge
- S 3-Point Leveling Jacks
- S Denso Climate Control System
- S Power Driver Window
- S Intermittent Wipers (Single Motor)
- S Villa® Leather 6-Way Power Driver/Passenger Seats
- S Sony® Rear Vision System with Audio
- S Sony® AM/FM Cassette/CD
- S Sony® 10 Pack Disc Player
- S Chrome "Bus-Like" Heated Mirrors w/Remote Adjustment
- S Bus Style 50" Large Windshield
- S Battery Disconnects
- S Trailer Hitch Receiver 10,000 Lb. Capacity
- S Cruise Control
- S Air Horns
- S I.C.C. Light Switch
- S Driver/Passenger Map Lights
- S Architectural Dash with Large Analog Gauges
- S Corian® Drink Holder
- S CB Radio Ready
- S Pac® Brake
- S (2) Auxiliary 12V Dash Receptacles
- S Electronic Battery Control Center
- S Tilt/Telescope Steering Wheel
- S Utility Light, Front & Rear
- S Tinted Acrylic Sun Visors
- S Driver Side Pull Down Shade
- S Sound Insulation in Subfloors, Front & Rear
- S Steel Surface on Front Bulkhead/Engine Frame
- S Pneumatic Pop-Up Stepwell Cover
- S Back Lighted Instrument Panel
- S Remote Auxiliary Start System
- S (4) 6V House Batteries on Slide-out Tray, 440 Amp
- S (2) 12V Chassis Batteries - 2000 CCA
- 0 Villa® Milan Leather 6-Way Power Driver/Passenger Seats w/Power Lumbar
- 0 Villa® Milan Leather 6-Way Power Driver Seat & Passenger Buddy Seat w/Power Lumbar & Power Footrest
- 0 Hand-Held CB Radio
- 0 Manual Air Dump Override Switch
- 0 Bose Speakers
- 0 V.I.P. Delivery

## STRUCTURAL

- S Stacked Rail Chassis Frame
- S Hand Laid Fiberglass Exterior Sidewalls
- S Steel Reinforced Vacubond Sidewall, Roof & Floor Construction
- S Steel Outriggers on Chassis
- S Heated Water & Holding Tank Compartments
- S Vacubond Insulated Storage Area

## EXTERIOR

- S 50' Air Service Line
- S Detachable 50 Amp Power Cord
- S Full Fiberglass Front & Rear Caps
- S Gelcoat Fiberglass
- S One-Piece Domed Fiberglass Roof
- S Polished Stainless Steel Bumpers-Front & Rear
- S Hydraulic Genset Slide-Out
- S Power Entry Single Step
- S 31" Front Entry Door with Dead Bolt & Pneumatic (Air) Lock
- S Keyless Frt Entry Door
- S Entry Screen Door
- S Frt Fiberglass Fascia Slide-out
- S Dual Holding Tank San-T-Flush System
- S Locking Exterior Storage Compartments
- S (4) Exterior Graphics
- S Dual Pane Windows with Screens
- S 20' Patio Awning
- S 5' & 12' Window Awnings
- S Awning/Drip Rail Moldings RS/DS
- S Mud Flaps - Front & Rear

- S Protective Bra Cover w/Logo
- S Stainless Steel Kickplate Under Entry Door
- S Exterior Rinse Hose with Soap Dispenser & Paper Towel Holder
- S Deluxe Entry Handle
- S Luggage Compartment Lights
- S Docking Lights - 2 Each Front & Rear
- S Tank Level Monitor
- S Fiberglass Front Quarter Panels/Wheel Trims
- S Exterior Convenience Light at Dump Valves
- S Exterior Storage Doors w/Pantograph Hinges
- S Water Pump Switch
- S Long Handled Squeegee
- S Holding Tanks w/Low Point Drain Valves
- S One 54" Slide-Out Storage Tray
- S Fresh Water Hose
- S Fresh Water Gravity Fill
- S Floor Mounted LPG Tank, 40.3 Gallon 40EVS, 40EDS
- S Floor Mounted LPG Tank 30.9 Gal 40EMS
- 0 (4) "Eagle" Graphics
- 0 9' DS Awning (EMS)
- 0 12' DS Awning
- 0 Additional 54" Slide-Out Storage Tray
- 0 36" Slide-Out Storage Tray
- 0 Exterior Entertainment Center
- 0 Digital Satellite System w/Automatic Lift
- 0 Two-Piece Rear Ladder
- 0 Norcold® 12V/120V Chest Freezer/Refrigerator

## APPLIANCES

- S Onan® 7.5 kw Quiet Diesel Generator
- S Dometic® 120V/LPG Side-By-Side Refrigerator w/Ice Maker
- S Auto Gen Start
- S Recessed 3 Burner Range with Oven and Corian® Cover
- S Microwave/Convection Oven with Built-in Range Hood with Light/Fan
- S Water Filter
- S 50 Amp 120 Volt Power Cord
- S 27" Sony® Trinitron Color Stereo TV (Front) with Remote
- S 20" Sony® Trinitron Color TV (Rear) with Remote
- S Sony® VHS - 4 Head Hi-Fi Stereo VCR
- S Heart Interface® Source Manager 25-2500 Watt Continuous Inverter, 130 Amp Converter, Intelligent Transfer Switching
- S Heart Interface Link 1001 Battery Monitor
- S Multi-Point Water Pump Switching
- S Residential China Bowl Flush Toilet
- S D.S.I. 10 Gallon Water Heater 120V/LPG
- S LPG Leak Detector/Alarm
- S Carbon Monoxide Detector/Alarm
- S Smoke Detector/Alarm
- S Fire Extinguisher
- S Solar Charging Panel
- S (2) 13.5 M Low Profile Roof Air Conditioners
- S Dual Furnaces with Thermostat & Auto Ignition - 34,000 BTU (Each)
- S Park Telephone Ready
- S Rigid Furnace Ducting System
- S Washer/Dryer (Vented)
- 0 Sony® DVD Player
- 0 Recessed Kitchen Aid® 2-Burner Range Cooktop with Corian® Cover
- 0 Norcold® 12V/120V Chest Freezer
- 0 Norcold® 120V/LPG 4-Door Refrigerator w/Ice Maker
- 0 Hurricane Heat

## GALLEY

- S Silverware Tray
- S Corian® Dinette Table with Extension & 4 Chairs
- S Corian® Galley Top & Sink Covers
- S Extra Large Double Bowl Galley Sink
- S Moen® One Touch Galley Faucet
- S Solid Wood Refrigerator Door Inserts
- S Wood Drawers with Dovetail Joints
- S Pantry w/Slide-Out and Adjustable Shelves (40EVS Only)
- S Slide-Out Pantry w/Hamper
- S Corian® Range Cover
- S 120V Outlet & Telephone Jack at Dinette
- S Large Galley Ceiling Light
- S Polished Porcelain Tile Floor Diagonally Laid
- S Electric Galley Slide-Out 40EVS, 40EDS
- 0 Nuheat Heated Tile Floor
- 0 Booth Dinette with Corian® Table

## BATH

- S Skylight in Tub/Shower
- S Brass & Chrome Bath Accessories

- S Corian® Lavvy Top with Corian® Sink & Moen® Faucet
- S Deluxe Medicine Cabinet
- S Deluxe Fiberglass Tub/Shower Enclosure (40EVS, 40EDS)
- S Deluxe Fiberglass Shower w/Fold-Down Seat (40EKS, 40EQS, 40EMS)
- S Porcelain Tile Floor (Diagonally Laid)
- S Corian® Decorative Shower Caddy
- S Glass/Brass Shower Doors
- S Moen Shower Head (40EKS, 40EQS, 40EDS, 40EVS)
- S Moen Hand Held Shower Head (40EMS)
- 0 Obscure Glass in Shower
- 0 Shirt Wards with Drawers (40EVS)
- 0 Full Wardrobe with Drawers (40EVS)
- 0 Nuheat Heated Tile Floor
- 0 Deluxe Fiberglass Shower w/Fold-Down Seat (40EVS, 40EDS)
- 0 Enlarged Water Closet w/Second Corian® Sink, Deluxe Fiberglass Shower w/Fold-Down Seat (40EVS, 40EDS)

## BEDROOM

- S Restonic Mattress 60" x 80"
- S Key Locked Safe
- S Reversible Duvet with Pillow Shams/1 Bolster (40EVS, 40EDS)
- S Day/Night Pleated Shades
- S Two Decor Throw Pillows
- S Hand Laid Wallpaper w/Decorative Border
- S Solid Wood Raised Panel Bath/Bedroom Doors
- S Secondary Phone Jack
- S 120V/12V AC/DC Central Electrical Panel
- S Corian® Nightstand Tops
- S Comforter & Coverlet Pillow Shams - Bolster (40EMS, 40EQS, 40EKS)
- S Electric Wardrobe Slide-Out (40EDS)
- 0 Electric Wardrobe Slide-Out (40EVS)
- 0 King Bed (40EVS, N/A w/Wardrobe Slide-Out)
- 0 Ceiling Fan (40EMS, 40EQS, 40EKS, 40EHS, 40EUS)

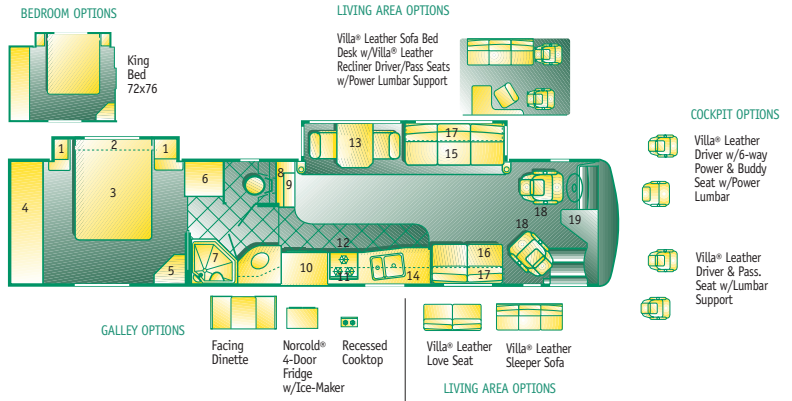
## INTERIOR

- S 12V Halogen Task Lighting
- S Solid Wood Magazine Rack/Passenger Micro Mini-Blinds
- S 12V Deluxe Lighting System
- S Rain Sensor Power Roof Vents w/3-Speed Fan
- S Entry Step Switch at Entry Wall
- S 72" Fabric Sleeper Sofa by Villa® (2) Drawers
- S 70" Fabric J-Love Seat by Villa® (2) Drawers
- S Solid Wood Framed Mirror Headboard (40EVS, 40EDS)
- S Two Decorative Sofa Pillows
- S Night Floor Lighting
- S TV Cable Ready
- S Deluxe Soft Acoustic Ceiling
- S Custom Decors (4 Interiors)
- S Deluxe Wall-to-Wall Carpeting (Bedroom & Living Areas)
- S Lambrequin Window Treatments
- S Single Thermostat for Cooling & Heating
- S Alpine Oak, Walnut, Cherry, or Clear White Maple Cabinetry
- S TV Antenna with 2 Jacks Included
- S Non-Skid Cabinet Shelves
- S Front Windshield Privacy Curtain
- S Cedar-Lined Wardrobe
- S Wardrobe Light
- S Beveled Glass Mirrors
- S Solid Core Raised Panel Oak/Walnut/Maple Cabinet Doors
- S Deluxe Drawer Guides with Travel Locks
- S Fabric Headboard (40EMS, 40EQS, 40EKS, 40EHS, 40EUS)
- 0 Day/Night Pleated Shades (Living Room & Dinette)
- 0 Villa® Milan Leather Sleeper Sofa w/2 Drawers
- 0 Villa® Milan 70" Leather J-Love Seat w/2 Drawers
- 0 Villa® Milan Leather Sleeper Sofa, Wraparound Dinette, J-Love Seat
- 0 Villa® Milan Leather 6 way Power Desk Chair w/Corian® Inlay Desk/Sleeper Sofa (40EVS, 40EDS, 40EQS, 40EKS)
- 0 Villa® F.S. Chair w/Corian® Top Desk (40EMS)
- 0 Villa® Leather Euro Recliner w/Ottoman (40EMS)
- 0 Recliner w/Ottoman/Table (40EDS, 40EVS, 40EQS, 40EKS, 40EHS, 40EUS)

## 40EMs

### Standard Features

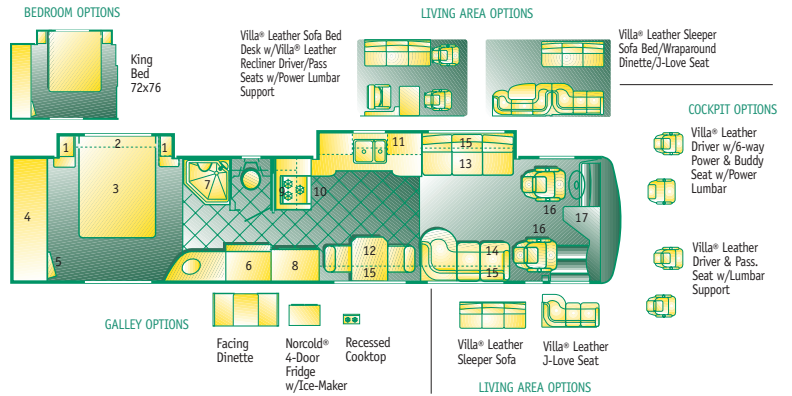
- |                                   |                                     |
|-----------------------------------|-------------------------------------|
| 1. Nightstand w/Overhead          | 11. Microwave                       |
| 2. Speaker Soft w/Lighting        | 12. 3 Burner w/Oven                 |
| 3. Queen Bed 60" x 80" Slide-out  | 13. Table w/Villa® Fabric Chairs    |
| 4. Rear Wardrobe                  | 14. Galley Overhead                 |
| 5. 20" Rear TV                    | 15. Villa® Fabric Sofa Bed          |
| 6. Washer/Dryer                   | 16. Villa® Fabric Love Seat         |
| 7. w/2 Drawers Upper Storage      | 17. Overhead Storage                |
| 8. Shower                         | 18. Villa® Leather Driver/Passenger |
| 9. Linen Cabinet                  | 19. Seats w/Power                   |
| 10. Pantry                        | 27" Front TV in Overhead            |
| 10. Side-By-Side Ref. w/Ice-Maker |                                     |



## 40EQs

### Standard Features

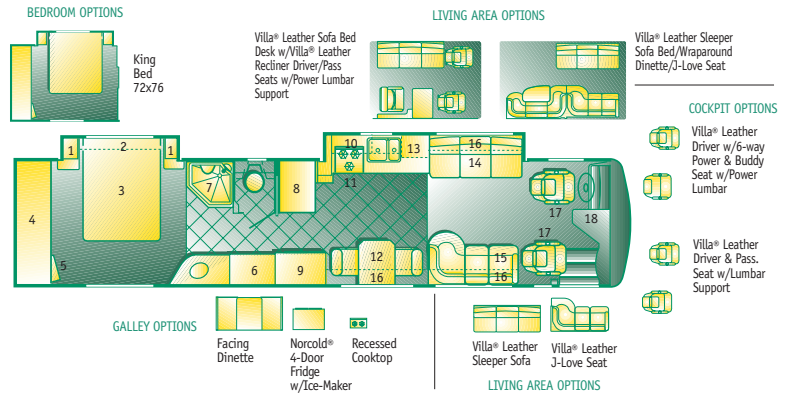
- |                                   |                                     |
|-----------------------------------|-------------------------------------|
| 1. Nightstand w/Overhead          | 10. 3 Burner w/Oven                 |
| 2. Speaker Soft w/Lighting        | 11. Galley Overhead                 |
| 3. Queen Bed 60" x 80" Slide-out  | 12. Table w/Villa® Fabric Chairs    |
| 4. Rear Wardrobe                  | 13. Villa® Fabric Sofa Bed          |
| 5. 20" Rear TV                    | 14. Villa® Fabric J-Love Seat       |
| 6. Washer/Dryer w/Hamper Rollouts | 15. Overhead Storage                |
| 7. Shower                         | 16. Villa® Leather Driver/Passenger |
| 8. Side-By-Side Ref. w/Ice-Maker  | 17. Seats w/Power                   |
| 9. Microwave                      | 27" Front TV in Overhead            |



## 40EKs

### Standard Features

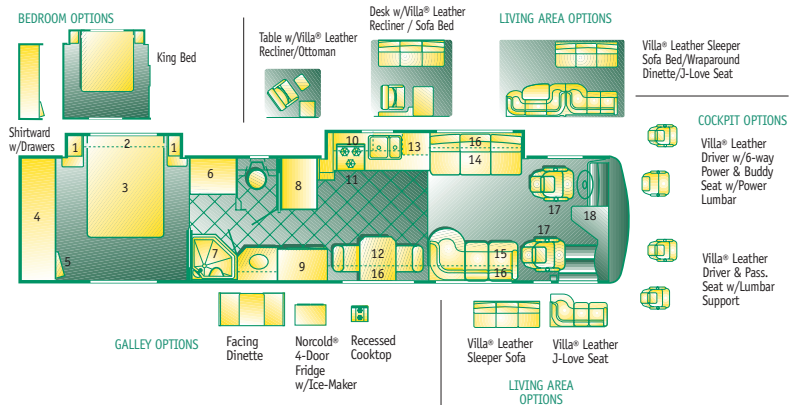
- |                                     |                                     |
|-------------------------------------|-------------------------------------|
| 1. Nightstand w/Overhead            | 10. Microwave                       |
| 2. Speaker Soft w/Lighting          | 11. 3 Burner w/Oven                 |
| 3. Queen Bed 60" x 80" Slide-out    | 12. Table w/Villa® Fabric Chairs    |
| 4. Rear Wardrobe                    | 13. Galley Overhead                 |
| 5. 20" Rear TV                      | 14. Villa® Fabric Sofa Bed          |
| 6. Linen w/Drawer & Hamper Rollouts | 15. Villa® Fabric J-Love Seat       |
| 7. Shower                           | 16. Overhead Storage                |
| 8. Pantry/Washer/Dryer              | 17. Villa® Leather Driver/Passenger |
| 9. Side-By-Side Ref. w/Ice-Maker    | 18. Seats w/Power                   |
|                                     | 27" Front TV in Overhead            |

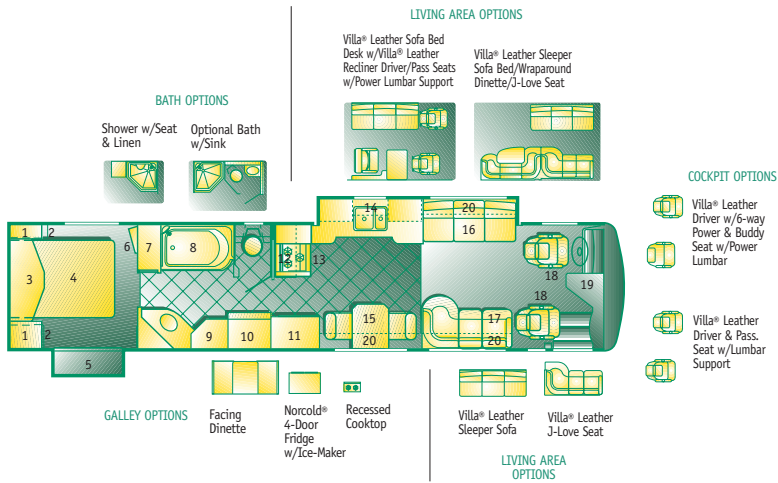


## 40EHs

### Standard Features

- |                                  |                                     |
|----------------------------------|-------------------------------------|
| 1. Nightstand w/Overhead         | 11. 3 Burner w/Oven                 |
| 2. Speaker Soft w/Lighting       | 12. Table w/Villa® Fabric Chairs    |
| 3. Queen Bed 60" x 80" Slide-out | 13. Galley Overhead                 |
| 4. Rear Wardrobe                 | 14. Villa® Fabric Sofa Bed          |
| 5. 20" Rear TV                   | 15. Villa® Fabric J-Love Seat       |
| 6. Washer/Dryer                  | 16. Overhead Storage                |
| 7. Shower                        | 17. Villa® Leather Driver/Passenger |
| 8. Pantry                        | 18. Seats w/Power                   |
| 9. Side-By-Side Ref. w/Ice-Maker | 27" Front TV in Overhead            |
| 10. Microwave                    |                                     |

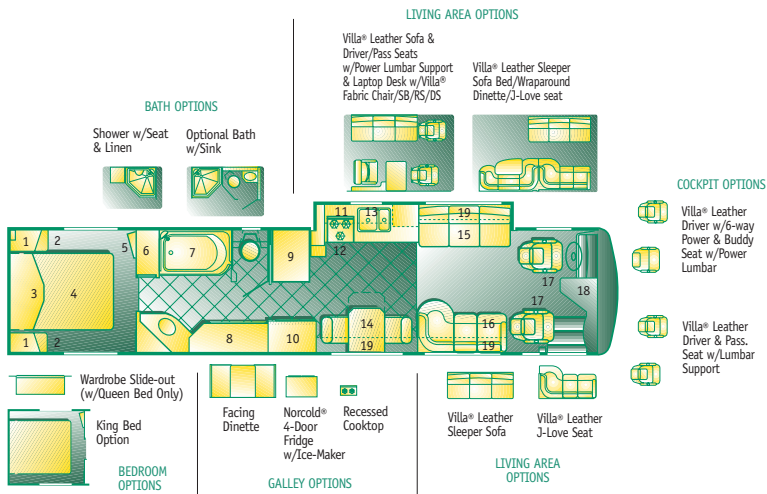




## 40Eds

### Standard Features

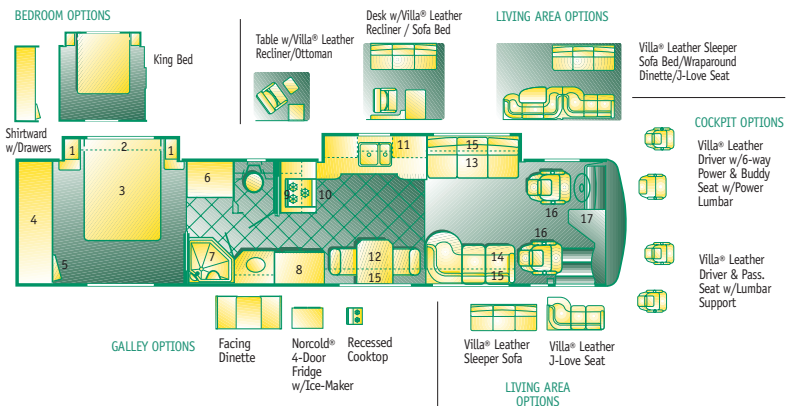
- |                                     |   |
|-------------------------------------|---|
| 1. Shirt Ward                       | 12. Microwave                                     |
| 2. Nightstand                       | 13. 3 Burner w/Oven                               |
| 3. Rear Overhead Storage            | 14. Galley Overhead                               |
| 4. Offset Queen Bed 60" x 80"       | 15. Corian® Table w/Villa® Fabric Chairs          |
| 5. Wardrobe Slide-out               | 16. Villa® Fabric Sofa Bed                        |
| 6. 20" Rear TV                      | 17. Villa® Fabric J-Love Seat                     |
| 7. Storage Drawers                  | 18. Villa® Leather Driver/Passenger Seats w/Power |
| 8. Shower-Tub                       | 19. 27" Front TV in Overhead                      |
| 9. Shirtward w/Drawers              | 20. Overhead Storage                              |
| 10. Washer/Dryer w/Hamper Roll-outs |   |
| 11. Side-By-Side Ref. w/Ice-Maker   |   |



## 40EvS

### Standard Features

- |                                   |   |
|-----------------------------------|---|
| 1. Shirt Ward                     | 11. Microwave                                     |
| 2. Nightstand                     | 12. 3 Burner w/Oven                               |
| 3. Rear Overhead Storage          | 13. Galley Overhead                               |
| 4. Queen Bed 60" x 80"            | 14. Table w/Villa® Fabric Chairs                  |
| 5. 20" Rear TV                    | 15. Villa® Fabric Sofa Bed                        |
| 6. Storage Drawers                | 16. Villa® Fabric J-Love Seat                     |
| 7. Shower-Tub                     | 17. Villa® Leather Driver/Passenger Seats w/Power |
| 8. Wardrobe                       | 18. 27" Front TV in Overhead                      |
| 9. Pantry/Washer/Dryer            | 19. Overhead Storage                              |
| 10. Side-By-Side Ref. w/Ice-Maker |   |



## 40EuS

### Standard Features

- |                                  |   |
|----------------------------------|---|
| 1. Nightstand w/Overhead         | 10. 3 Burner w/Oven                               |
| 2. Speaker Soft w/Lighting       | 11. Galley Overhead                               |
| 3. Queen Bed 60" x 80" Slide-out | 12. Table w/Villa® Fabric Chairs                  |
| 4. Rear Wardrobe                 | 13. Villa® Fabric Sofa Bed                        |
| 5. 20" Rear TV                   | 14. Villa® Fabric J-Love Seat                     |
| 6. Washer/Dryer                  | 15. Overhead Storage                              |
| 7. Shower                        | 16. Villa® Leather Driver/Passenger Seats w/Power |
| 8. Side-By-Side Ref. w/Ice-Maker | 17. 27" Front TV in Overhead                      |
| 9. Microwave                     |   |

# DIMENSIONS & CAPACITIES

## WEIGHTS (POUNDS)

	40 EMS	40 EQS	40 EKS	40 EDS	40 EVS	40 EHS	40 EUS
GVWR (Note #1)	33,200	33,200	33,200	33,200	33,200	33,200	33,200
GCWR (Note #4)	43,200	43,200	43,200	43,200	43,200	43,200	43,200
GAWR (front) #2	13,200	13,200	13,200	13,200	13,200	13,200	13,200
GAWR (rear) #2	20,000	20,000	20,000	20,000	20,000	20,000	20,000
UVW (Note #3)	27,700	29,000	28,900	28,600	28,500	28,900	29,000

Hitch Rating 5,000 lb, Maximum Tongue Weight is 500 lb with weight carrying hitch head  
Hitch Rating 10,000 lb, Maximum Tongue Weight is 1,000 lb with weight distributing hitch head

## MEASUREMENTS

	40 EMS	40 EQS	40 EKS	40 EDS	40 EVS	40 EHS	40 EUS
Wheelbase	266"	266"	266"	266"	266"	266"	266"
Overall Length (Note #5)	40'	40'	40'	40'	40'	40'	40'
Overall Height w/AC	12' 2"	12' 2"	12' 2"	12' 2"	12' 2"	12' 2"	12' 2"
Interior Height (max.)	82"	82"	82"	82"	82"	82"	82"
Interior Width (max.)	96"	96"	96"	96"	96"	96"	96"
Exterior Width (max.) #6	101.5"	101.5"	101.5"	101.5"	101.5"	101.5"	101.5"

- Note #1: GVWR (Gross Vehicle Weight Rating): Means the maximum permissible loaded weight of the motor home. The GVWR is equal to or greater than the sum of the unloaded vehicle weight plus the net carrying capacity.
- Note #2: GAWR (Gross Axle Weight Rating): Means the maximum permissible loaded weight a specific axle is designed to carry.
- Note #3: UYW (Unloaded Vehicle Weight): Means the weight of a motor home as manufactured at the factory with full fuel, engine oil and coolants. The above UYW's represent a motor home with typical options. UYW will vary significantly based on option selection.
- Note #4: GCWR (Gross Combined Weight Rating): Means the value specified by the motor home manufacturer as the maximum allowable loaded weight of this motor home with its towed vehicle. Towing and braking capacities may differ. Refer to Fleetwood and chassis manufacturer manuals for complete information.
- Note #5: Length taken from front bumper to rear bumper.
- Note #6: Excludes safety equipment and awnings.
- Note #7: Tank Manufacturer's listed water capacity (WC). Actual LPG capacity is 80% of water listing as required by the safety code.

## TANK & LIQUID CAPACITIES (GALLONS)

	40 EMS	40 EQS	40 EKS	40 EDS	40 EVS	40 EHS	40 EUS
Grey Water Tank	48	64	64	64	60	60	60
(Waste) Black Water Tank	48	43	43	43	40	43	40
Fresh Water Tank	85	95	95	95	95	95	95
L.P. Tank (Note #7)	38.5	50.4	50.4	50.4	50.4	50.4	50.4
Water Heater	10	10	10	10	10	10	10
Fuel Tank w/Dual Side Fills	125	150	150	150	150	150	150

Note: Water weighs 8.3 lb/gal, LPG weighs 4.5 lb/gal, Diesel Fuel weighs 7.0 lb/gal

## CHASSIS

Frame	Spartan® Mountain Master GT Stacked Rail
Engine	Cummins® C.8.3L/350 hp ISC
Torque	1050 @ 1400 RPM
Cubic Inch	504.5
Transmission	Allison® 3000 MH, 6-Speed w/Electronic Shifter
Alternator Amps	200 Amp Leece Neville
Tires	295/80 R22.5LRH Low Profile Highway Radial



Fleetwood Motorhomes of Indiana, Inc. • Plant #44 • 1031 U.S. 224 East • Decatur, Indiana 46733-5006 • (219) 728-2121 (800) 648-6582

PLEASE READ: Product information and photography included in this brochure were as accurate as possible at the time of publication. For the most current product information and changes, please visit our website at [www.fleetwood.com](http://www.fleetwood.com) or contact your local Fleetwood dealer. Subsequent refinements may be evident in the actual product. Prices and specifications are subject to change without notice. All weights, fuel, liquid capacities and dimensions are approximate. Fleetwood has designed its recreational vehicles to provide a variety of uses for its customers. Each vehicle features optimal seating, sleeping, storage and fluid capacities. The user is responsible for selecting the proper combination of loads to ensure that the recreational vehicle's capacities are not exceeded.

**FLEETWOOD® RV**